

US00D526477S

(12) **United States Design Patent**  
**Jost**

(10) **Patent No.:** **US D526,477 S**

(45) **Date of Patent:** **\*\* Aug. 15, 2006**

(54) **KNITTING NEEDLE**

(76) **Inventor:** **Helen E. Jost**, P.O. Box 113, Glen Spey, NY (US) 12737

(\*\*) **Term:** **14 Years**

(21) **Appl. No.:** **29/229,343**

(22) **Filed:** **May 6, 2005**

(51) **LOC (8) Cl.** ..... **02-07**

(52) **U.S. Cl.** ..... **D3/28**

(58) **Field of Classification Search** ..... D3/18,  
D3/28; D10/71, 73; D15/66; 66/116, 117,  
66/123; 223/102, 103, 104; 206/380, 574;  
473/387; D21/717

See application file for complete search history.

(56) **References Cited**

**U.S. PATENT DOCUMENTS**

1,340,255	A	5/1920	Schoolfield	
1,607,097	A	* 11/1926	Murphy	
2,187,039	A	* 1/1940	Kohler	66/117
2,258,925	A	10/1941	Burg	
2,378,544	A	* 6/1945	Fosse et al.	66/117
D154,971	S	* 8/1949	Williamson	D3/28
D157,818	S	* 3/1950	Williamson	D3/28
D157,819	S	* 3/1950	Williamson	D3/28
D157,820	S	* 3/1950	Williamson	D3/28

2,748,582	A	6/1956	Hadler	
3,438,223	A	* 4/1969	Linstead	66/1 R
D271,184	S	* 11/1983	Gentry	D10/73
D375,759	S	* 11/1996	Piscatelli	D19/36
D404,907	S	* 2/1999	Vicente	D3/28
D421,230	S	* 2/2000	Gilliam et al.	D10/72
D444,082	S	* 6/2001	Lynberg	D10/70
D470,780	S	* 2/2003	Hsieh	D10/73

\* cited by examiner

*Primary Examiner*—Sandra S. Snapp

(74) *Attorney, Agent, or Firm*—Law Office of Michael A. Blake; Michael A. Blake

(57) **CLAIM**

The ornamental design for a knitting needle, as shown and described.

**DESCRIPTION**

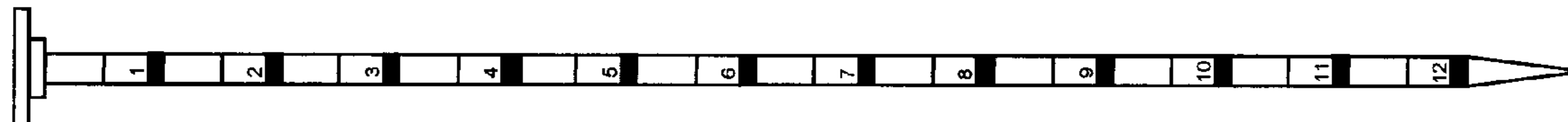
FIG. 1 is a side view of a first embodiment of the knitting needle;

FIG. 2 is a side view of a second embodiment of the knitting needle; and,

FIG. 3 is a side view of a third embodiment of the knitting needle.

The knitting needle is characterized by the graphics on the surface of the needle.

**1 Claim, 1 Drawing Sheet**



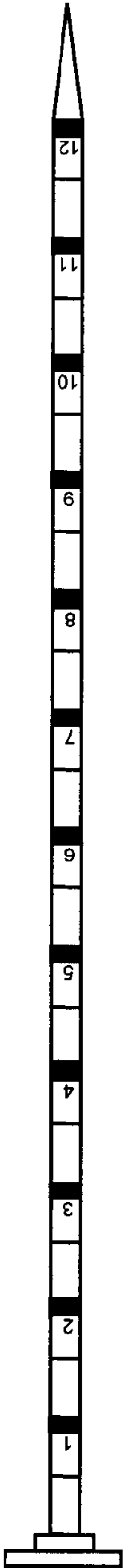


FIG. 1

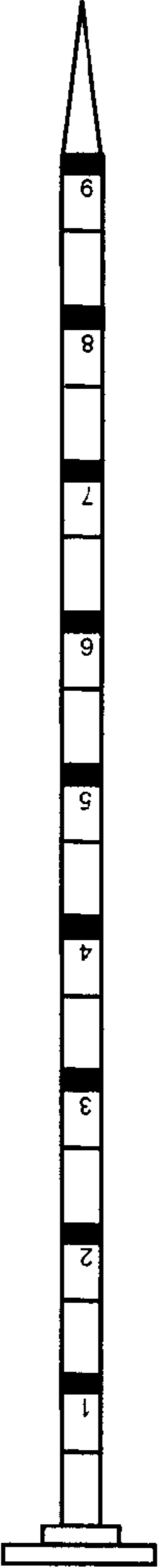


FIG. 2

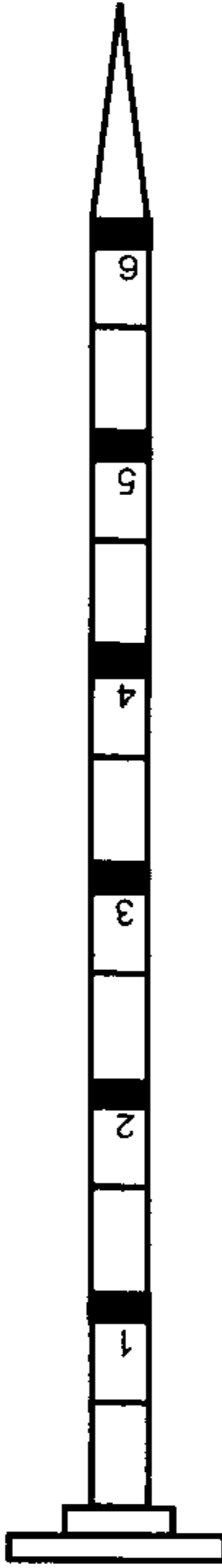


FIG. 3