

US00D526475S

(12) **United States Design Patent**
McDowell

(10) **Patent No.:** **US D526,475 S**

(45) **Date of Patent:** **** Aug. 15, 2006**

(54) **PORTION OF A SHOE UPPER**

(75) Inventor: **Sean Michael McDowell**, Portland, OR (US)

(73) Assignee: **Nike, Inc.**, Beaverton, OR (US)

(**) Term: **14 Years**

(21) Appl. No.: **29/252,109**

(22) Filed: **Jan. 19, 2006**

(51) **LOC (8) Cl.** **02-99**

(52) **U.S. Cl.** **D2/972**

(58) **Field of Classification Search** D2/902,
D2/907, 908, 943, 944, 969, 972-974; 36/45,
36/50.1, 77 M, 77 R, 83, 88, 113, 114, 126-131
See application file for complete search history.

(56) **References Cited**

U.S. PATENT DOCUMENTS

D294,422 S	3/1988	Gamm	
D365,197 S	12/1995	Hatfield	
D388,950 S	1/1998	Hewett et al.	
D418,669 S	1/2000	Coyne	
D421,331 S	3/2000	Mervar et al.	
D435,162 S	12/2000	Wilson	
D444,623 S	7/2001	Wilson	
D444,624 S	7/2001	Wilson	
D446,922 S	8/2001	Yang	
D448,921 S	10/2001	Ammon	
D467,409 S	12/2002	Wilson	
D477,131 S	7/2003	Holmes	
D494,353 S	* 8/2004	McDowell	D2/972
D503,268 S	3/2005	Belley et al.	
D508,309 S	8/2005	McDowell	
D517,297 S	* 3/2006	Jones et al.	D2/969
D517,302 S	* 3/2006	Ardissono	D2/969

OTHER PUBLICATIONS

Nike Footwear Catalog Holiday 2005, p. M47, published Mar. 2005.

Nike Footwear Catalog Holiday 2004, pp. M22, M28, M42, published Mar. 2004.

Nike Footwear Catalog Fall 2004, p. M36, published Nov. 2003.

Nike Footwear Catalog Late Spring 2004, p. M42, published Sep. 2003.

Nike Footwear Catalog Fall 2003, pp. M9, M53, M56, published Nov. 2002.

Nike Footwear Catalog Late Spring 2003, p. M11, published Sep. 2002.

Nike Footwear Catalog Holiday 1997, p. 21, published Mar. 1997.

Nike Footwear Catalog Holiday 1996, p. 141, published Mar. 1996.

* cited by examiner

Primary Examiner—Dominic Simone

(74) *Attorney, Agent, or Firm*—Banner & Witcoff, Ltd.

(57) **CLAIM**

The ornamental design for a portion of a shoe upper, as shown and described.

DESCRIPTION

FIG. 1 is a front perspective view of a portion of a shoe upper showing my new design;

FIG. 2 is a side view thereof; and,

FIG. 3 is a rear perspective view thereof.

The uneven broken line immediately adjacent the shaded area represents an unclaimed boundary of the design. The uneven broken line showing of the remainder of the shoe is for illustrative purposes only and forms no part of the claimed design.

1 Claim, 3 Drawing Sheets




FIG. 1

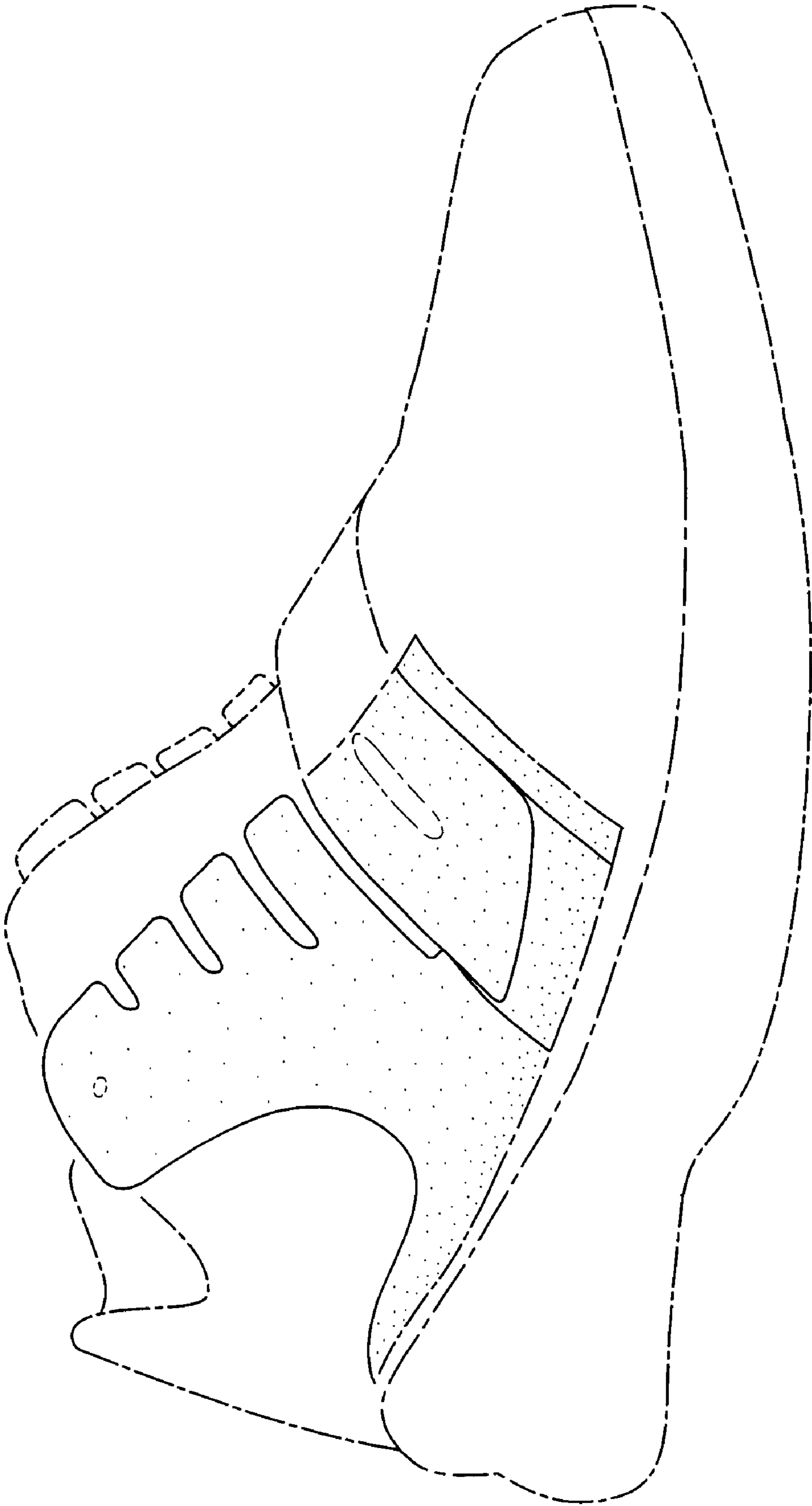


FIG. 2

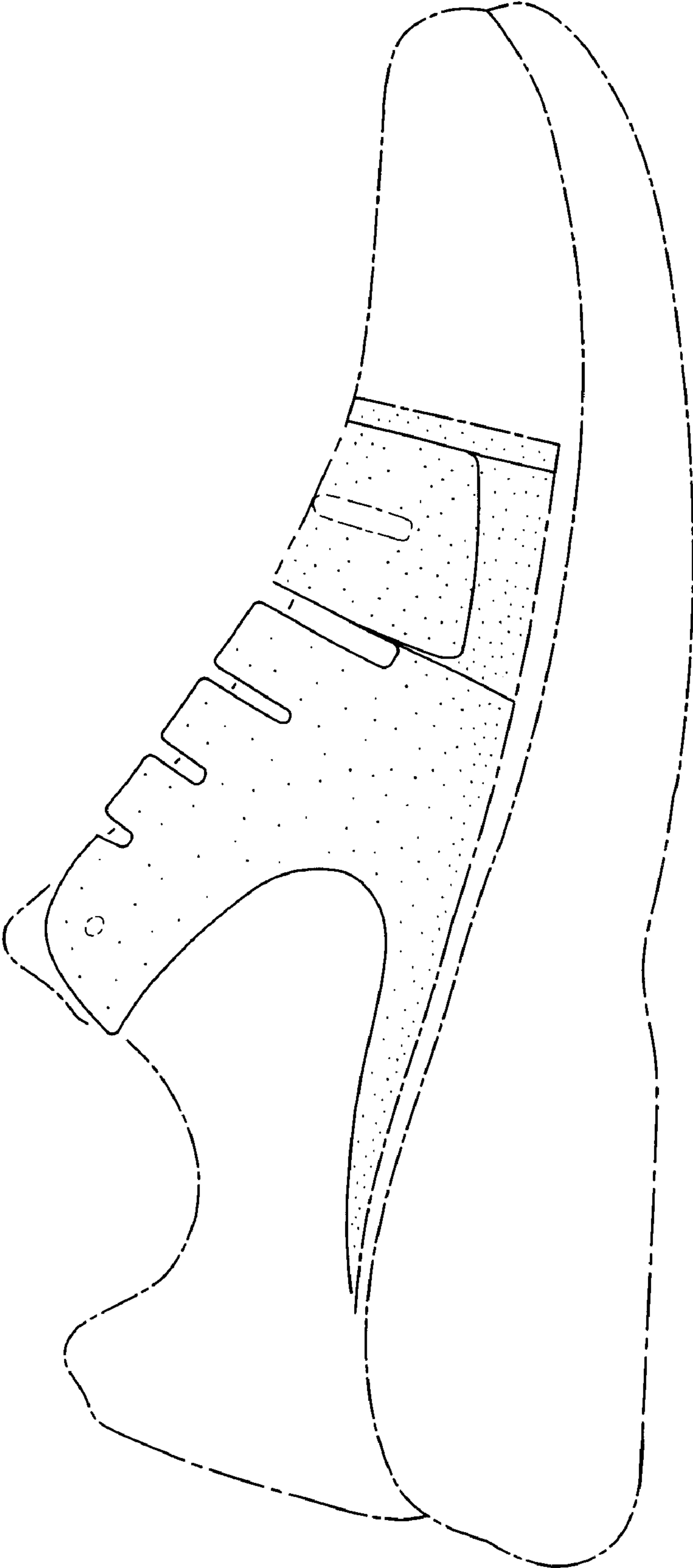


FIG. 3

