



US00D526471S

(12) **United States Design Patent**
Cashin

(10) **Patent No.:** **US D526,471 S**

(45) **Date of Patent:** **** Aug. 15, 2006**

- (54) **CAP**
- (76) **Inventor:** **Thomas Cashin**, 12718 Corona La.,
Houston, TX (US) 77072
- (**) **Term:** **14 Years**
- (21) **Appl. No.:** **29/222,505**
- (22) **Filed:** **Jan. 31, 2005**
- (51) **LOC (8) Cl.** **02-03**
- (52) **U.S. Cl.** **D2/866; D2/880**
- (58) **Field of Classification Search** D2/865,
D2/866, 870, 878-882, 885, 890, 891; 2/4,
2/5, 10, 102, 171, 172, 171.01, 195.1, 414,
2/418; D29/102, 104, 106, 108, 109
See application file for complete search history.

- 4,932,076 A * 6/1990 Giorgio et al. 2/5
- 5,153,943 A * 10/1992 Clement 2/418
- 5,606,746 A * 3/1997 Shelton et al. 2/102
- D380,591 S * 7/1997 Kessel et al. D2/866
- D429,407 S * 8/2000 Thaw D2/880
- D465,318 S * 11/2002 Guerrero, Jr. D2/878
- D504,004 S * 4/2005 Cashin D2/891

* cited by examiner

Primary Examiner—Robert M. Spear
Assistant Examiner—Mary Ann Calabrese
(74) *Attorney, Agent, or Firm*—Wong, Cabello, Lutsch,
Rutherford & Brucculeri, LLP

(57) **CLAIM**

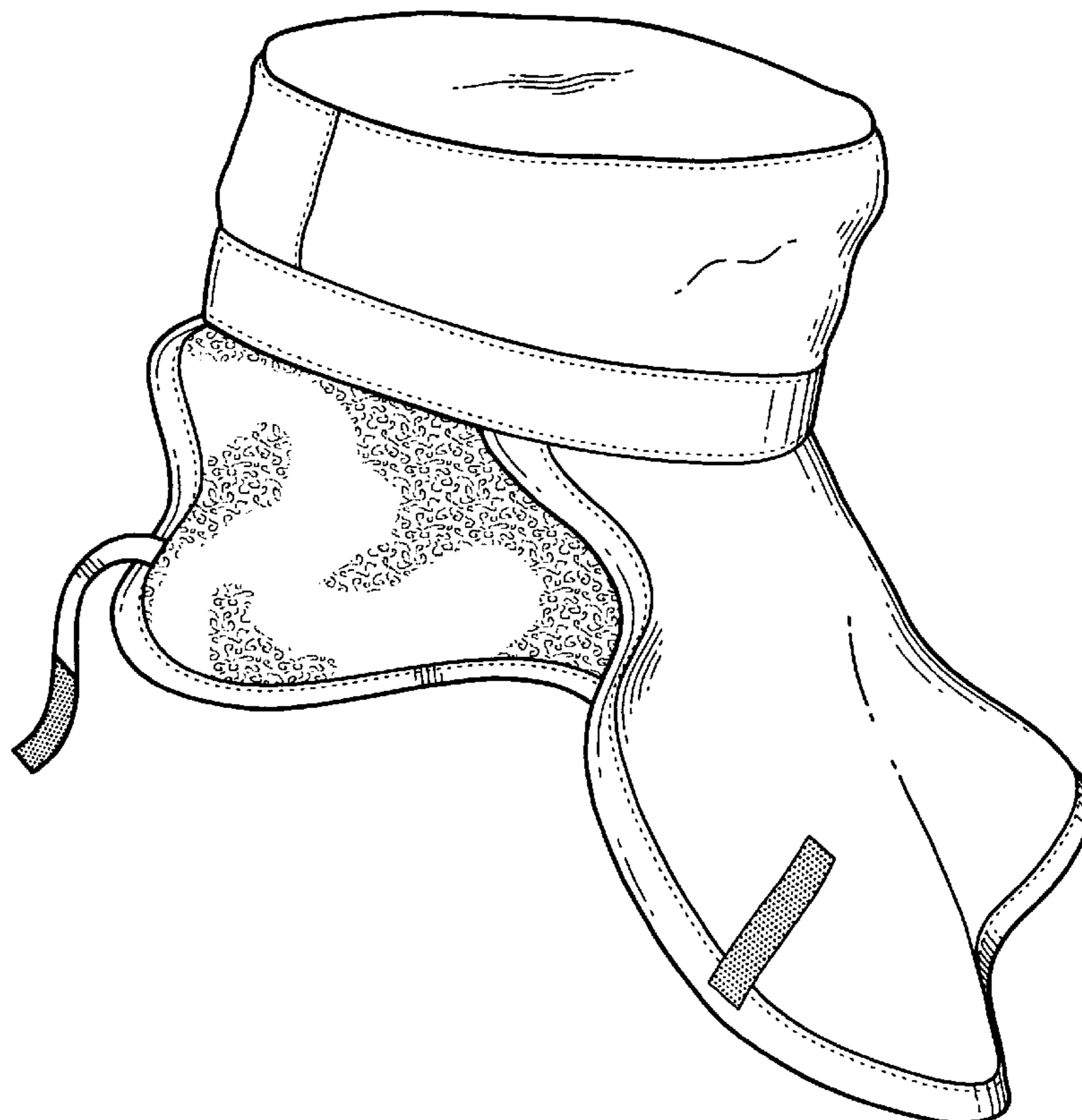
The ornamental design for a cap, as shown and described.

DESCRIPTION

FIG. 1 is a left side perspective view taken from the front and above showing the new design;
FIG. 2 is a left side view thereof;
FIG. 3 is a right side view thereof; and,
FIG. 4 is a top view thereof.
In the drawings, the broken lines represent stitching forming part of the claimed design.

- (56) **References Cited**
- U.S. PATENT DOCUMENTS
- 599,686 A * 3/1898 Conlisk 2/4
- 1,234,828 A * 7/1917 Tramana 2/171.01
- D139,008 S * 10/1944 Dannenberg D2/880
- 2,666,925 A * 1/1954 Mayer 2/171
- 2,897,510 A * 8/1959 Forbes-Robinson 2/172
- D186,868 S * 12/1959 De Grazia D2/882
- D269,304 S * 6/1983 Schonwetter et al. D29/102

1 Claim, 4 Drawing Sheets



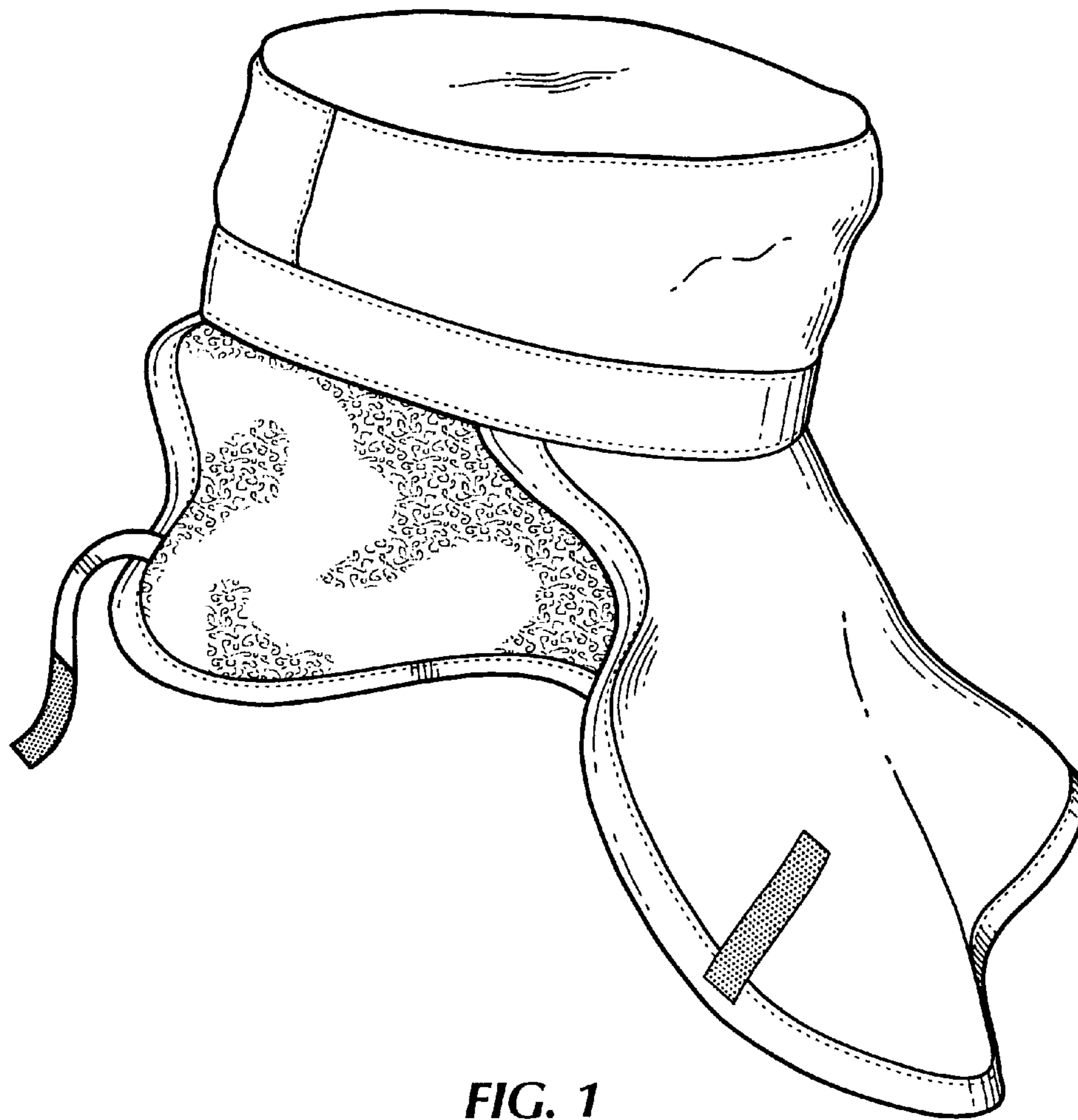


FIG. 1

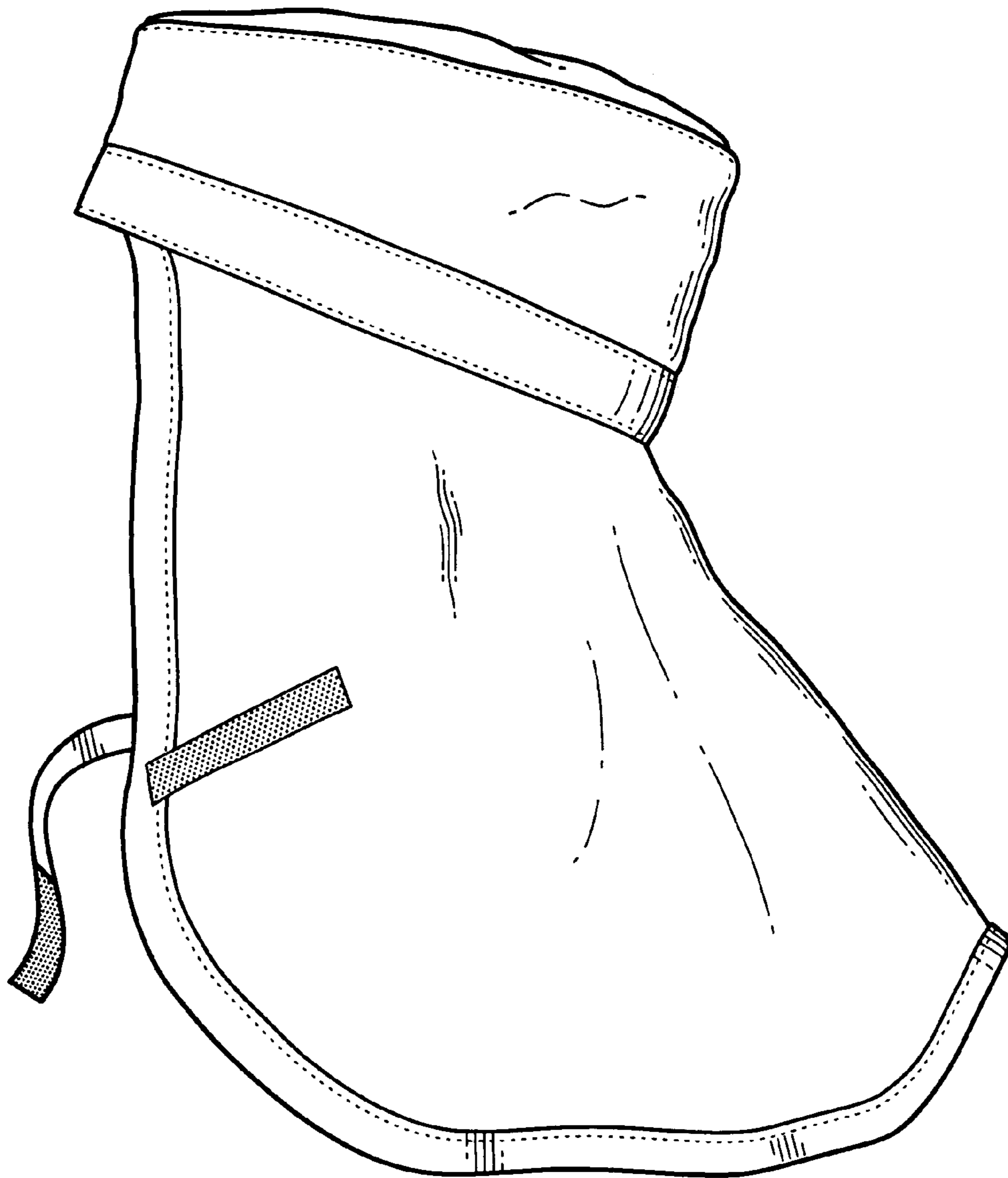


FIG. 2

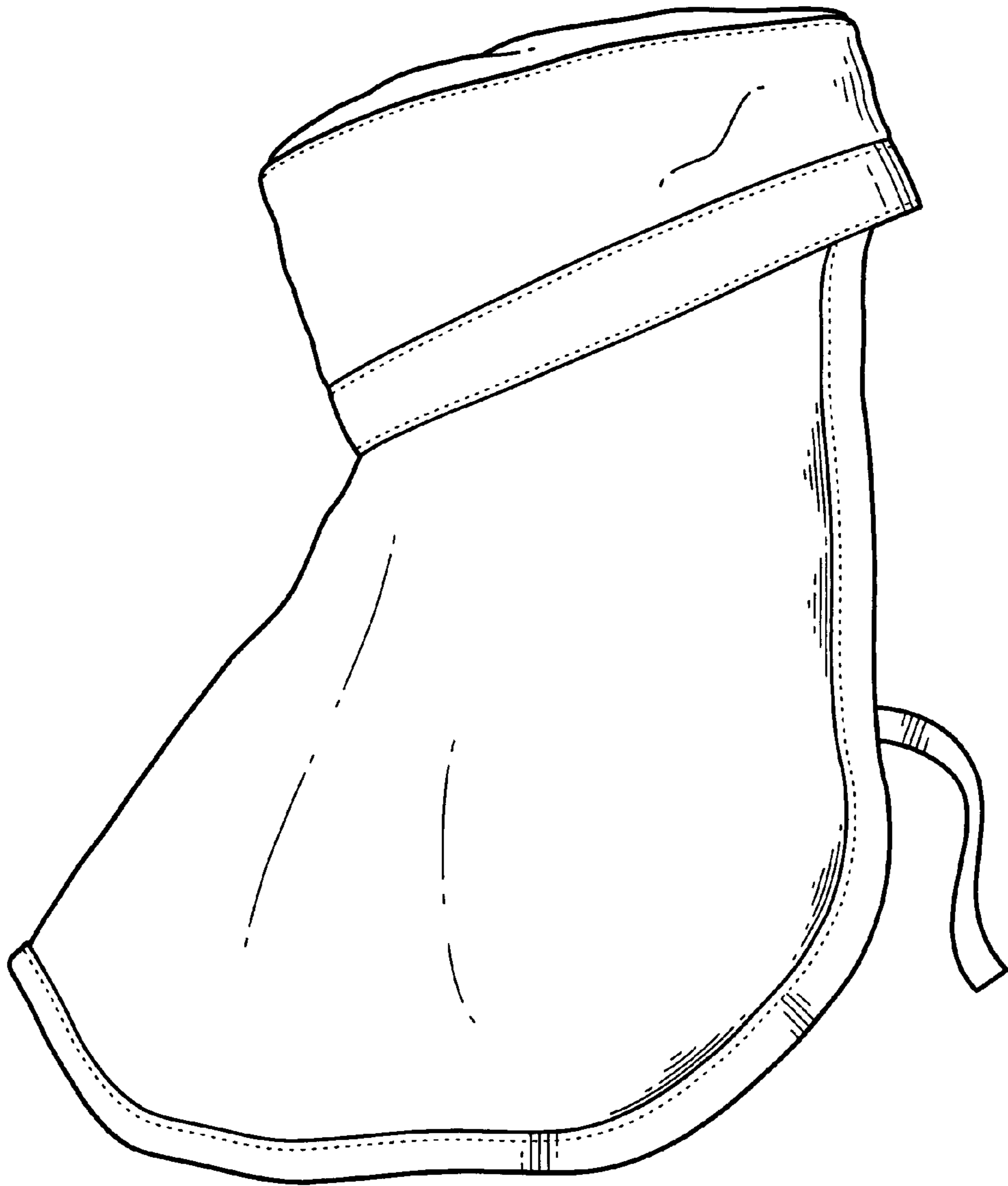


FIG. 3

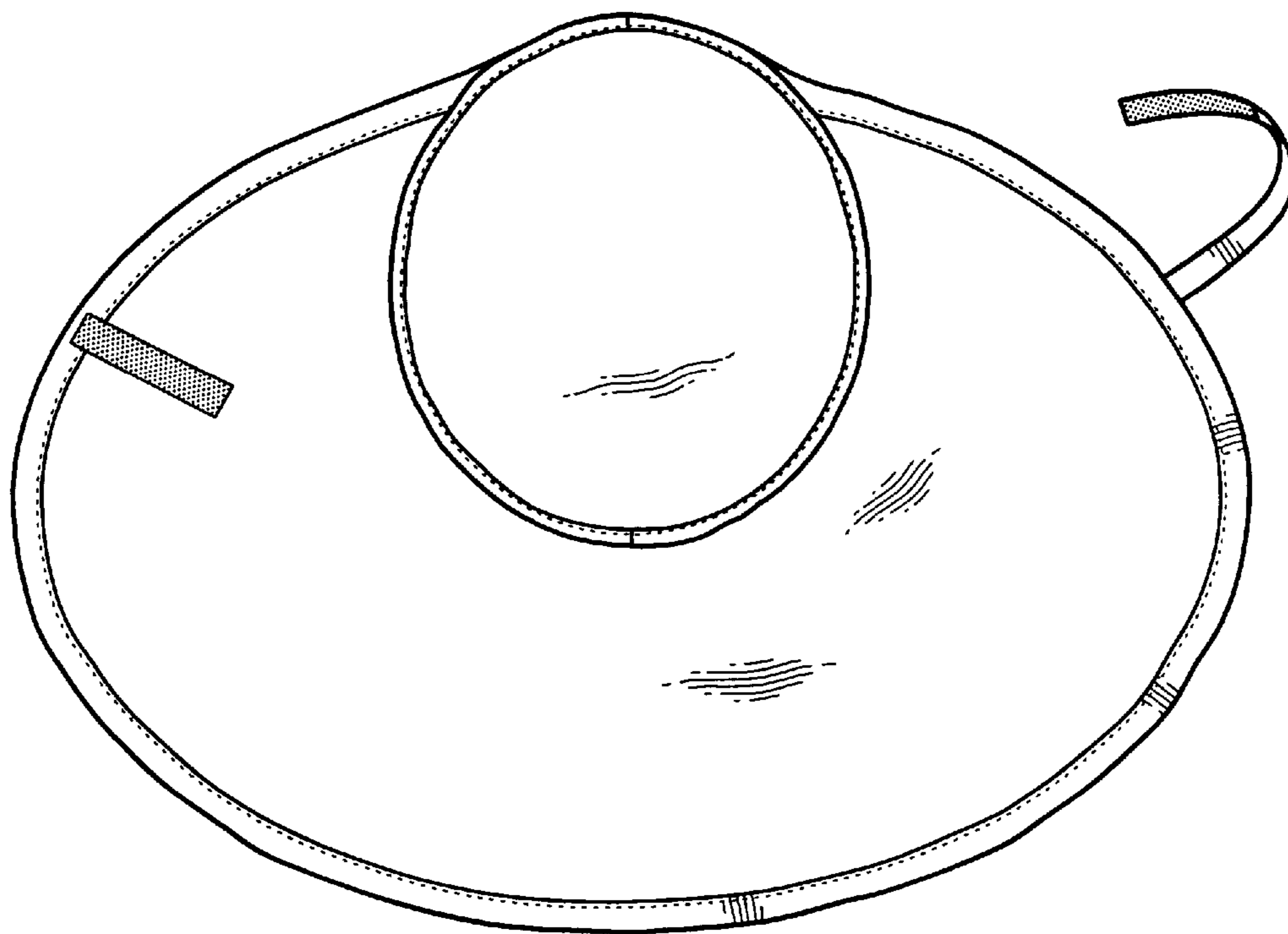


FIG. 4