



US00D526470S

(12) **United States Design Patent**
Brown

(10) **Patent No.:** **US D526,470 S**

(45) **Date of Patent:** **** Aug. 15, 2006**

(54) **ADULT FEEDING APRON**

(76) Inventor: **Jada L. Brown**, 1216 Fairway Dr.,
Richmond, CA (US) 94803

(**) Term: **14 Years**

(21) Appl. No.: **29/211,334**

(22) Filed: **Aug. 16, 2004**

(51) **LOC (8) Cl.** **02-02**

(52) **U.S. Cl.** **D2/864; D2/857; D2/861**

(58) **Field of Classification Search** D2/738,
D2/740, 742, 747, 748, 823, 828, 861, 857,
D2/860, 863, 864, 720, 839, 841, 850; 2/48,
2/49.1, 49.2, 50, 51, 52, 53, 56, 87, 93, 98,
2/102, 104, 79, 129, 227, 242, 46, 69, 2.15,
2/911; 250/516.1; 24/3.7

See application file for complete search history.

(56) **References Cited**

U.S. PATENT DOCUMENTS

D124,793 S	*	1/1941	Cashin	D2/857
D170,156 S	*	8/1953	Hagan	D2/864
D182,149 S	*	2/1958	Turner	D2/861
3,004,315 A	*	10/1961	Masure	24/3.7
D216,291 S	*	12/1969	Korshak	D2/864
4,924,528 A	*	5/1990	Trombetti-Dickens	2/104
D313,307 S	*	1/1991	Jenkins	D2/861
5,036,547 A		8/1991	Silas		
5,483,701 A	*	1/1996	Ferreyros	2/49.2

5,915,530 A	6/1999	Hager	
5,930,836 A	8/1999	Morris	
D415,334 S	* 10/1999	Nakamoto et al. D2/861
5,960,471 A	10/1999	Burton	
D421,173 S	* 2/2000	Castelli D2/864
6,128,780 A	* 10/2000	Reinhart et al. 2/49.2
D448,143 S	* 9/2001	Shealey D2/864
6,536,048 B1	3/2003	Frye	
2005/0091722 A1	* 5/2005	Walsh 2/48

* cited by examiner

Primary Examiner—Celia A. Murphy

Assistant Examiner—R. Johnson

(74) *Attorney, Agent, or Firm*—Theresa M. Seal

(57) **CLAIM**

The ornamental design for an adult feeding apron, as shown and described.

DESCRIPTION

FIG. 1 is a perspective view of an adult feeding apron showing my new design in use; the broken lines showing the human form do not form part of the claim;

FIG. 2 is a perspective view of the front side of the apron, illustrating two front pockets and attachment means; thereof;

FIG. 3 is a perspective view of the rear side of the apron, illustrating the attachment means; thereof;

FIG. 4 is a top plan view thereof; and,

FIG. 5 is a bottom plan view thereof.

1 Claim, 3 Drawing Sheets

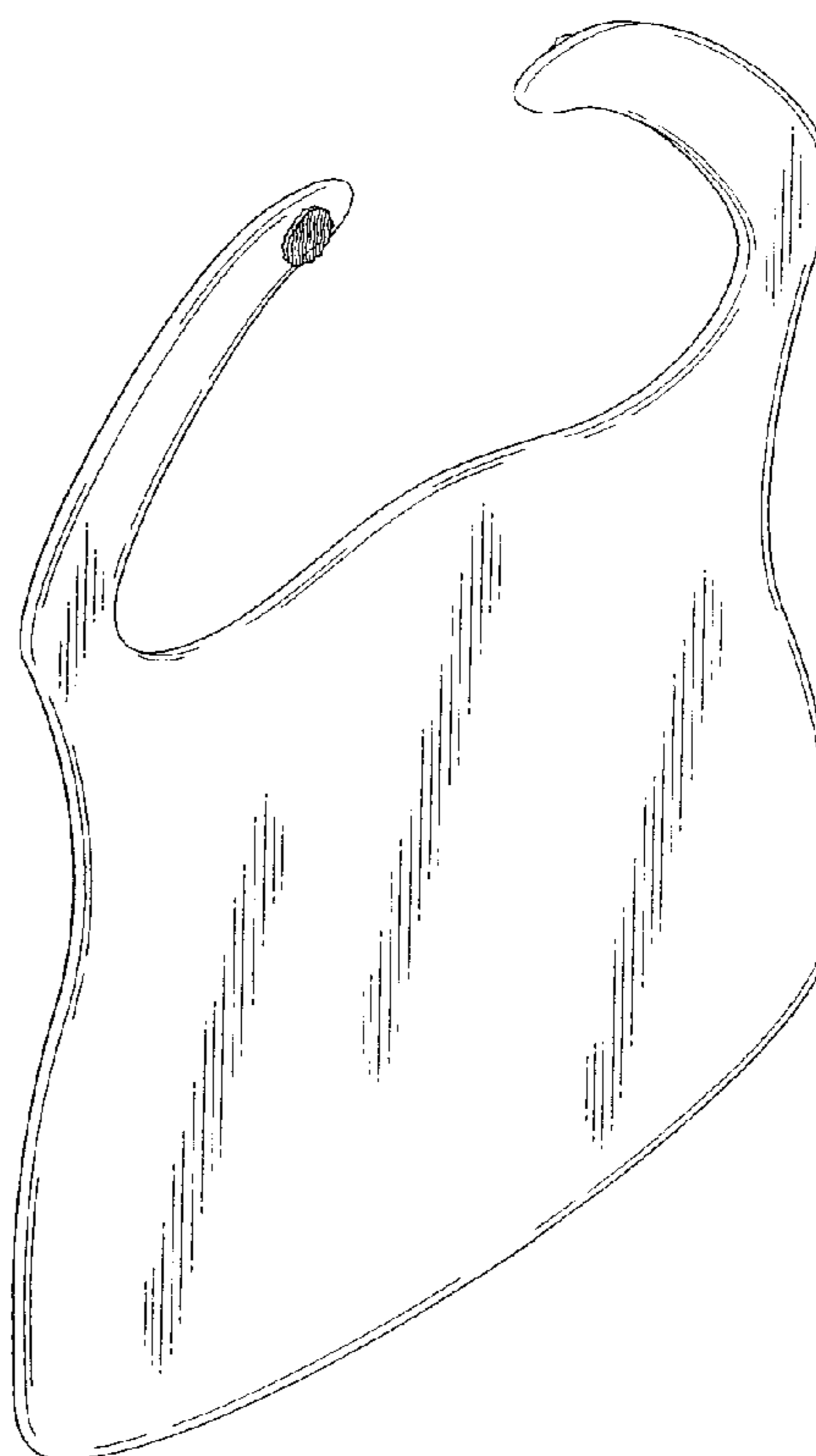
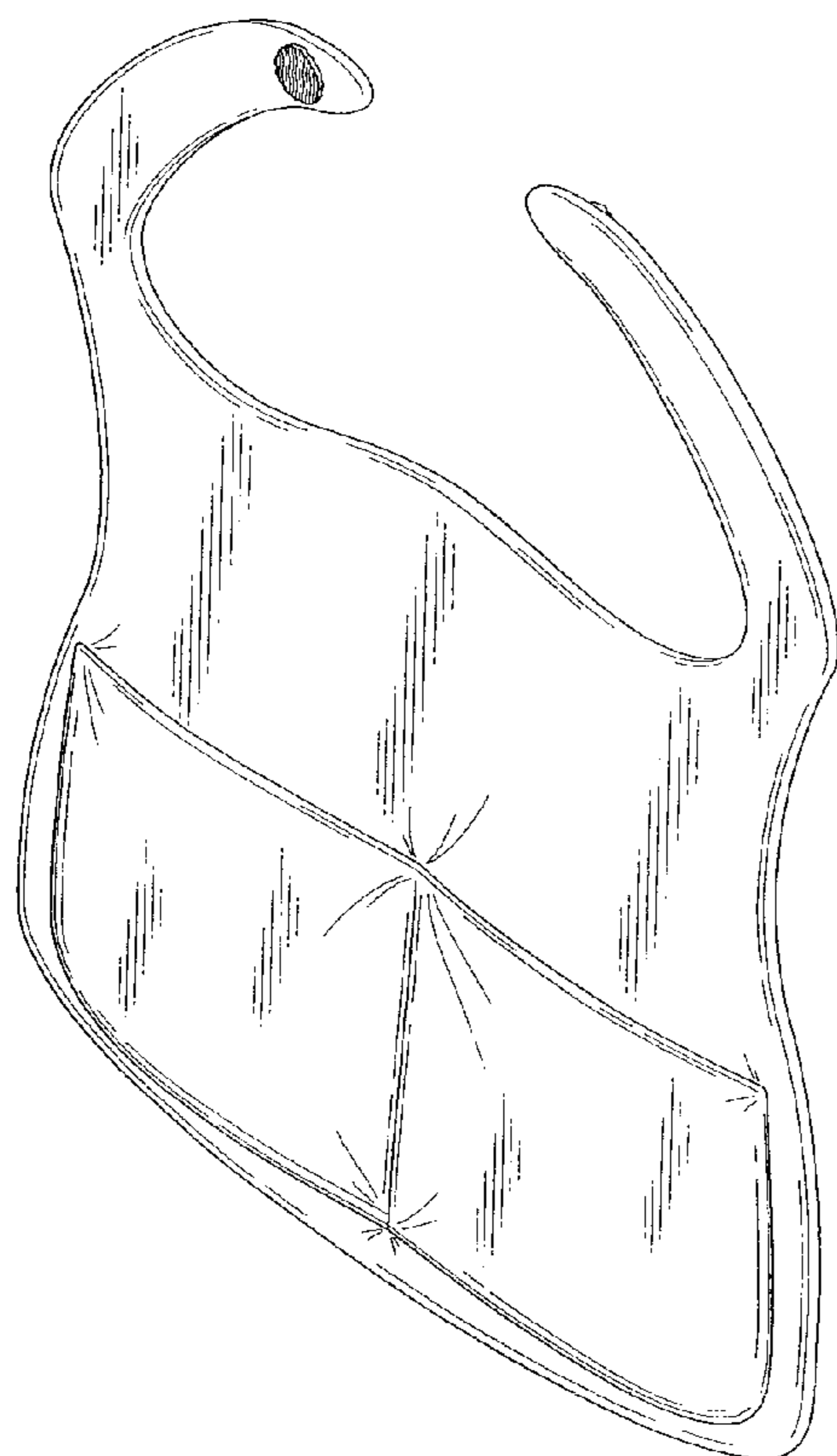




Fig. 1

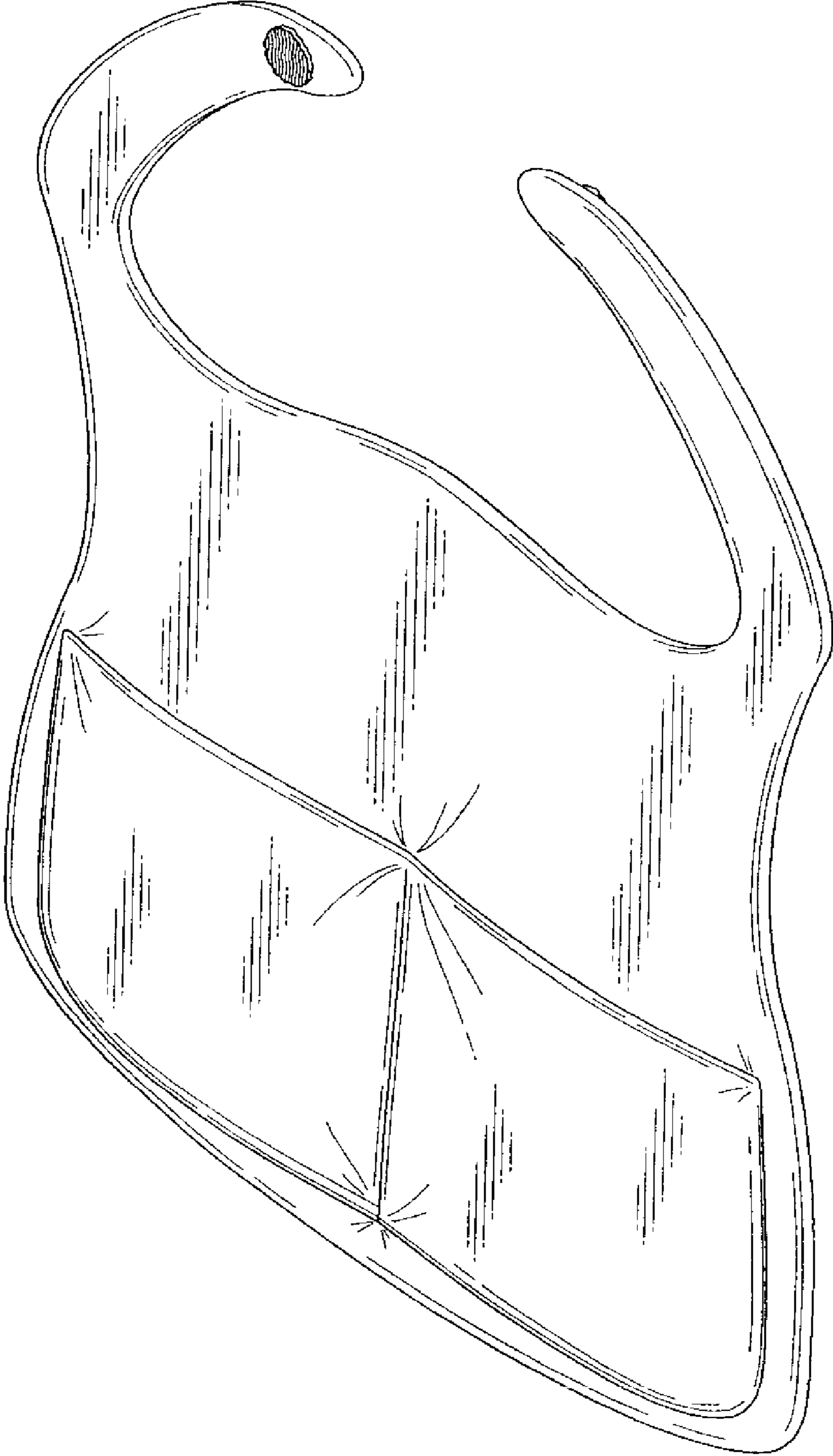


Fig. 2

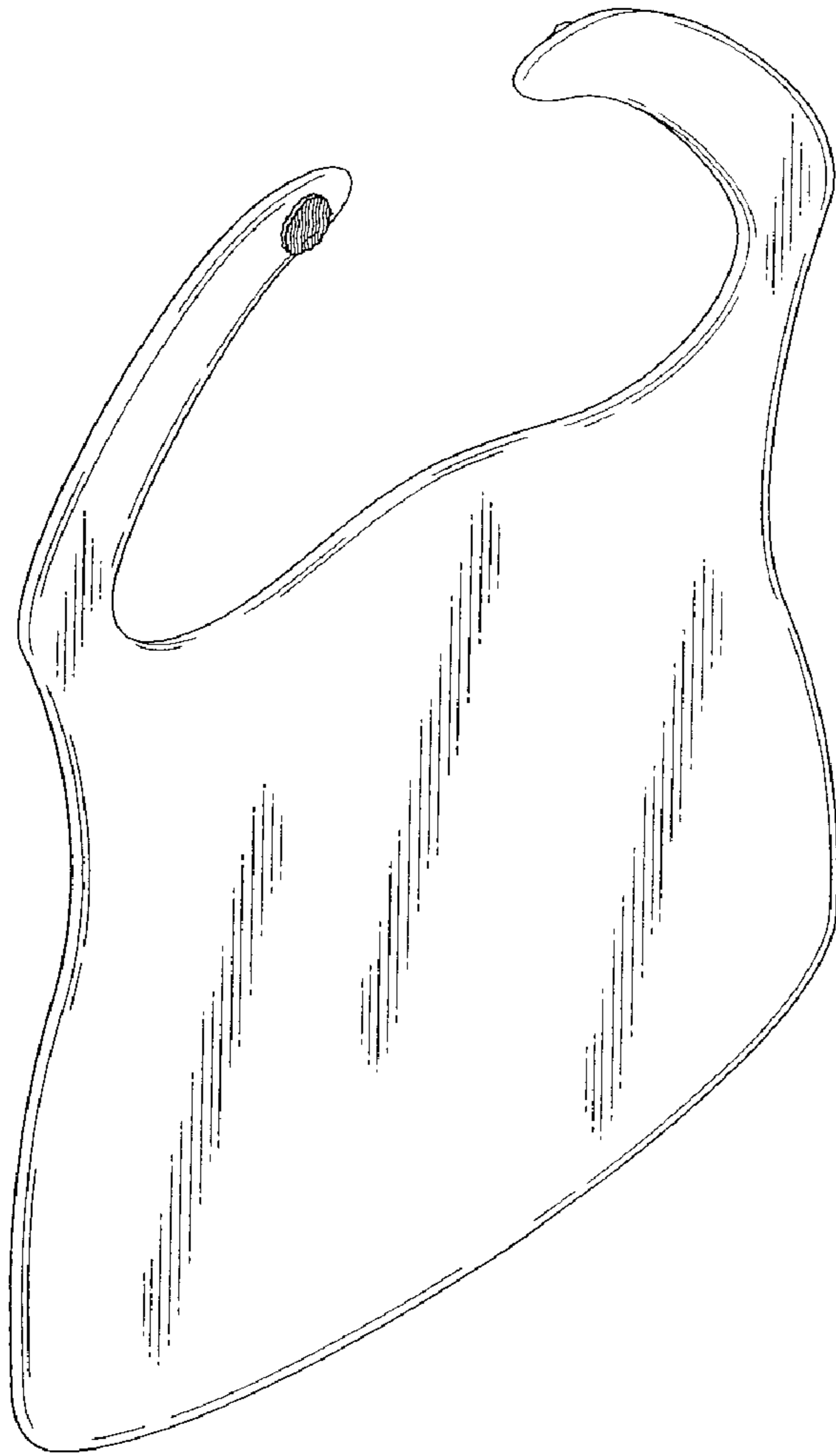


Fig. 3



Fig. 4




Fig. 5