

US00D526461S

(12) **United States Design Patent**  
**Haro**

(10) **Patent No.:** **US D526,461 S**

(45) **Date of Patent:** **\*\* Aug. 15, 2006**

- (54) **SPIDER WEB SHAPED PASTA**
- (75) Inventor: **Guillermo Haro**, Skokie, IL (US)
- (73) Assignee: **Kraft Foods Holdings, Inc.**, Northfield, IL (US)
- (\*\*) Term: **14 Years**

- D324,934 S 3/1992 Meyers, Jr. et al.
- D325,458 S 4/1992 Meyers, Jr. et al.
- D325,804 S 5/1992 Meyers, Jr. et al.
- D326,759 S 6/1992 Meyers, Jr. et al.
- D326,760 S 6/1992 Meyers, Jr. et al.
- D327,155 S 6/1992 Meyers, Jr. et al.

(Continued)

- (21) Appl. No.: **29/220,153**
- (22) Filed: **Dec. 28, 2004**

*Primary Examiner*—Robin Webster  
*Assistant Examiner*—Karen E. Patterson  
 (74) *Attorney, Agent, or Firm*—Fitch, Even, Tabin & Flannery

- (51) **LOC (8) Cl.** ..... **01-01**
- (52) **U.S. Cl.** ..... **D1/106; D1/126**
- (58) **Field of Classification Search** ..... D1/104,  
D1/106, 126, 130, 199; D11/44, 48, 99, 217,  
D11/223, 232, 238; 426/104  
See application file for complete search history.

(57) **CLAIM**

The ornamental design for a spider web shaped pasta, as shown and described.

**DESCRIPTION**


FIG. 1 is a perspective view of a spider web shaped pasta showing my new design;  
 FIG. 2 is a front elevational view thereof, the rear elevational view being a mirror image;  
 FIG. 3 is a left side elevational view thereof;  
 FIG. 4 is a right side elevational view thereof;  
 FIG. 5 is a top plan view thereof;  
 FIG. 6 is a bottom plan view thereof;  
 FIG. 7 is a perspective view of a spider web shaped pasta showing a second embodiment of my new design;  
 FIG. 8 is a front elevational view thereof, the rear elevational view being a mirror image;  
 FIG. 9 is a left side elevational view thereof;  
 FIG. 10 is a right side elevational view thereof;  
 FIG. 11 is a top plan view thereof;  
 FIG. 12 is a bottom plan view thereof;  
 FIG. 13 is a perspective view of a spider web shaped pasta showing a third embodiment of my new design;  
 FIG. 14 is a front elevational view thereof, the rear elevational view being a mirror image;  
 FIG. 15 is a left side elevational view thereof;  
 FIG. 16 is a right side elevational view thereof;  
 FIG. 17 is a top plan view thereof; and,  
 FIG. 18 is a bottom plan view thereof.

(56) **References Cited**

U.S. PATENT DOCUMENTS

D92,508 S	6/1934	Werner	
D125,110 S	* 2/1941	Manischewitz	D1/128
D143,974 S	* 2/1946	Katz	D11/49
D180,900 S	* 9/1957	Gilmore	D1/120
D189,660 S	* 1/1961	Vermlyen	D1/113
D205,027 S	* 6/1966	Scharmschmidt	D1/120
D207,699 S	* 5/1967	Scharmschmidt	D1/120
D212,580 S	* 11/1968	Sautier	D1/120
D213,942 S	4/1969	Cooper et al.	
D213,943 S	4/1969	Cooper et al.	
D287,780 S	* 1/1987	Farber	D1/106
D311,629 S	10/1990	Ragot	
D311,630 S	10/1990	Scali et al.	
D321,079 S	10/1991	Meyers, Jr. et al.	
D321,080 S	10/1991	Meyers, Jr. et al.	
D321,081 S	10/1991	Meyers, Jr. et al.	
D321,270 S	11/1991	Meyers, Jr. et al.	
D321,272 S	11/1991	Meyers, Jr. et al.	
D322,503 S	12/1991	Meyers, Jr. et al.	
D322,708 S	12/1991	Meyers, Jr. et al.	
D323,732 S	2/1992	Meyers, Jr. et al.	
D324,288 S	3/1992	Meyers, Jr. et al.	
D324,601 S	3/1992	Meyers, Jr. et al.	
D324,757 S	3/1992	Meyers, Jr. et al.	

**1 Claim, 12 Drawing Sheets**



# US D526,461 S

Page 2

---

## U.S. PATENT DOCUMENTS

D374,753 S	10/1996	Tintle		
D376,465 S	12/1996	Haro et al.		
D378,868 S	* 4/1997	Bartter .....	D1/120	
D379,707 S	* 6/1997	Bartter .....	D1/120	
D392,785 S	3/1998	Villota et al.		
D394,535 S	5/1998	Villota et al.		
D402,436 S	* 12/1998	Cawley et al. ....	D1/129	
D458,184 S	* 6/2002	Saari .....	D11/125	
D477,123 S	* 7/2003	Cornwell et al. ....	D1/130	

\* cited by examiner




FIG. 1




FIG. 2




FIG. 3

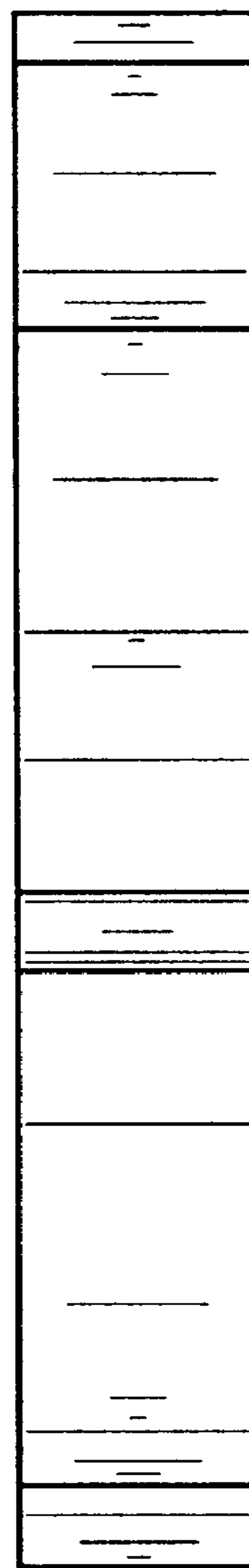


FIG. 4

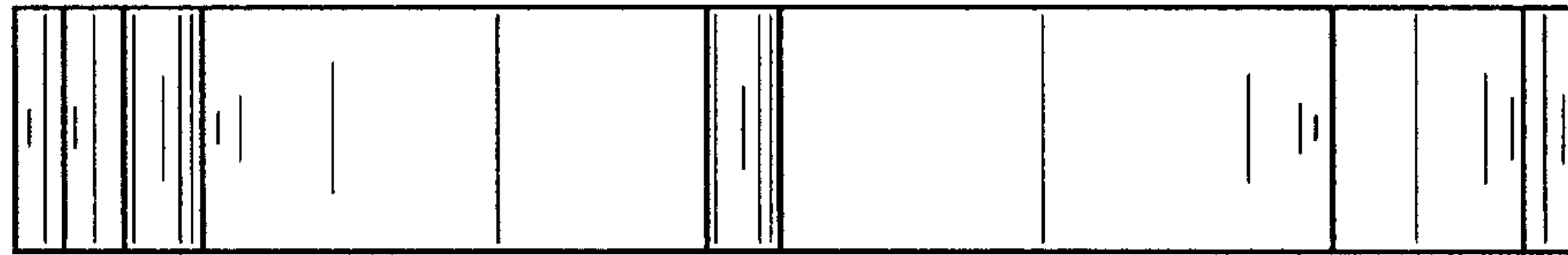


FIG. 5




FIG. 6






FIG. 7




FIG. 8



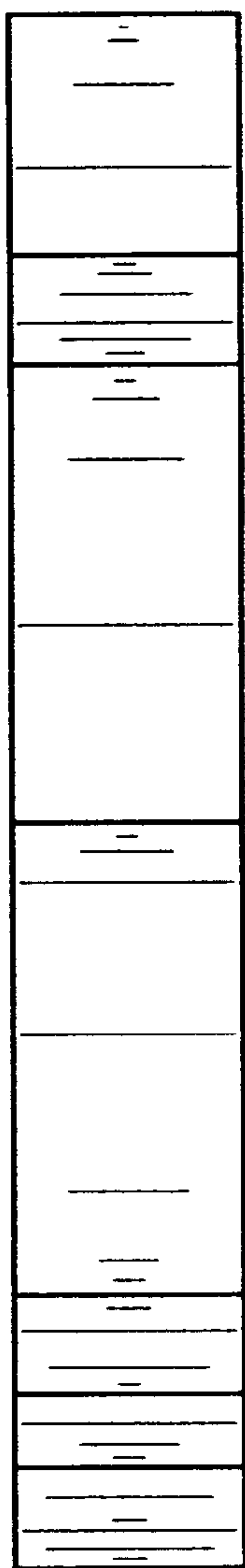


FIG. 9




FIG. 10




FIG. 11

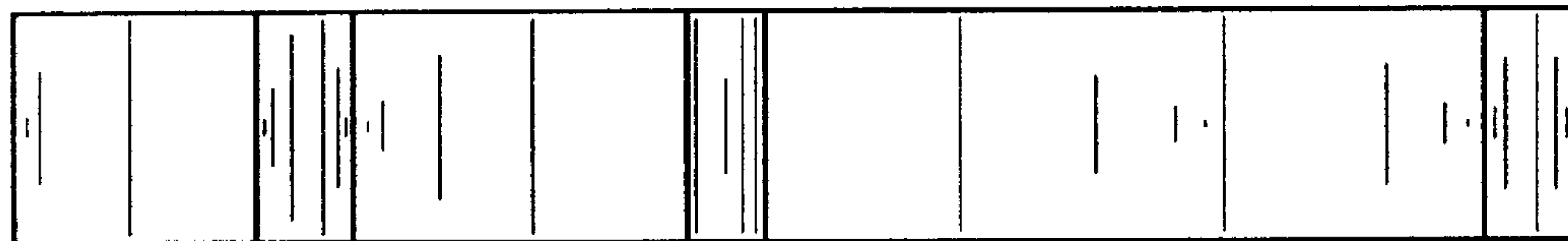


FIG. 12




FIG. 13




FIG. 14

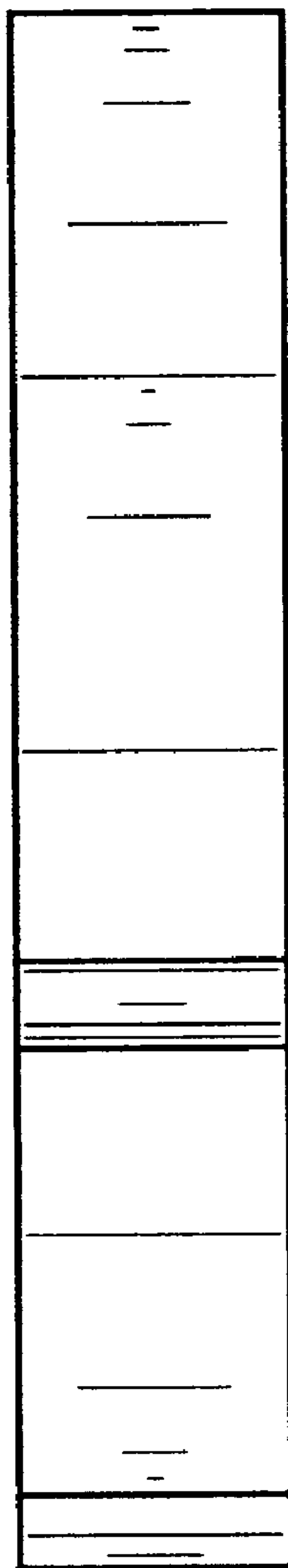


FIG. 15

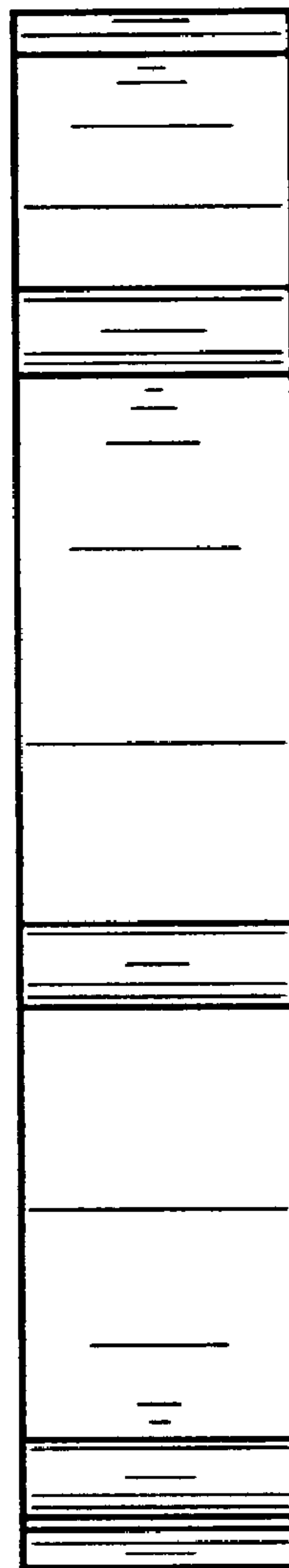


FIG. 16

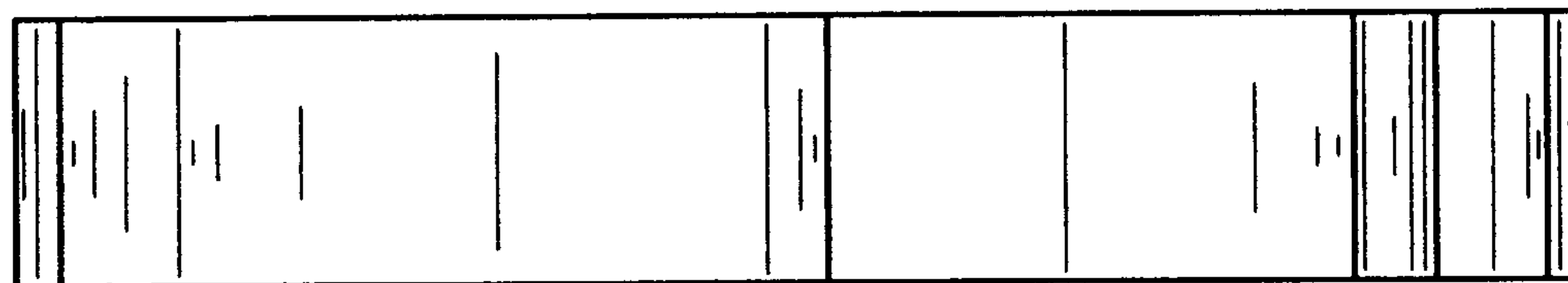


FIG. 17

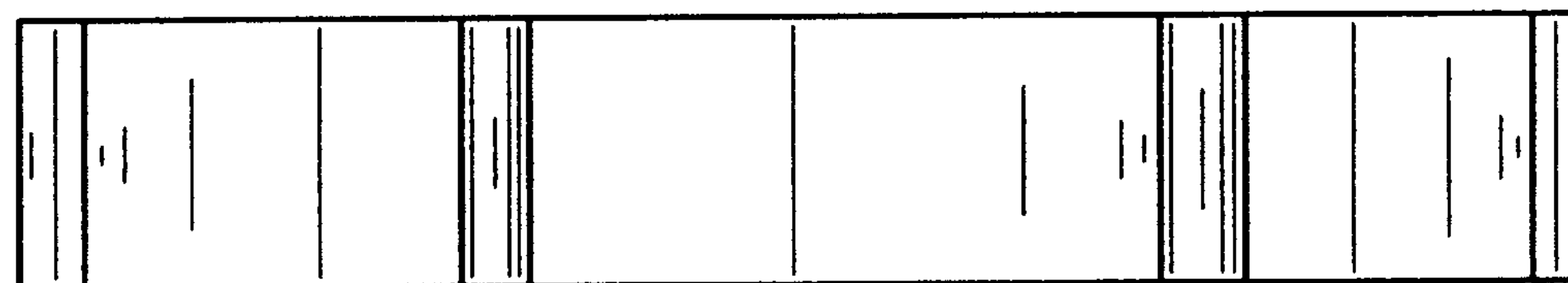


FIG. 18