



US00D526436S

(12) **United States Design Patent**
Tse

(10) **Patent No.:** **US D526,436 S**

(45) **Date of Patent:** **** Aug. 8, 2006**

(54) **ASHTRAY**

D455,225 S * 4/2002 Whitlock D27/133

(76) **Inventor:** **Wai-Ming Tse**, Flat 1-11, 9th Floor,
Block B, Hang Wai Industrial Centre, 6
Kin Tai Street, Tuen Mun, Hong Kong,
Hong Kong SAR (CN)

* cited by examiner

Primary Examiner—Jennifer Rivard
(74) *Attorney, Agent, or Firm*—Buchanan Ingersoll PC

(**) **Term:** **14 Years**

(57) **CLAIM**

The ornamental design for an “ashtray”, as shown and described.

(21) **Appl. No.:** **29/223,305**

(22) **Filed:** **Feb. 14, 2005**

DESCRIPTION

(51) **LOC (8) Cl.** **27-03**

(52) **U.S. Cl.** **D27/133; D27/105; D27/117**

(58) **Field of Classification Search** D27/102,
D27/103, 105, 106, 113, 114, 117, 133–136;
131/231, 234, 235.1, 236, 238, 240.1, 241,
131/242, 242.5, 242.6

FIG. 1 is a front view of an “ashtray” incorporating my design;

FIG. 2 is a rear view thereof;

FIG. 3 is a left side view thereof;

FIG. 4 is a right side view thereof;

FIG. 5 is a top view thereof;

FIG. 6 is a bottom view thereof; and,

FIG. 7 is a perspective view thereof.



See application file for complete search history.

(56) **References Cited**

U.S. PATENT DOCUMENTS

D414,293 S * 9/1999 Lee D27/135

1 Claim, 4 Drawing Sheets






Fig. 1



Fig. 2




Fig. 3




Fig. 4

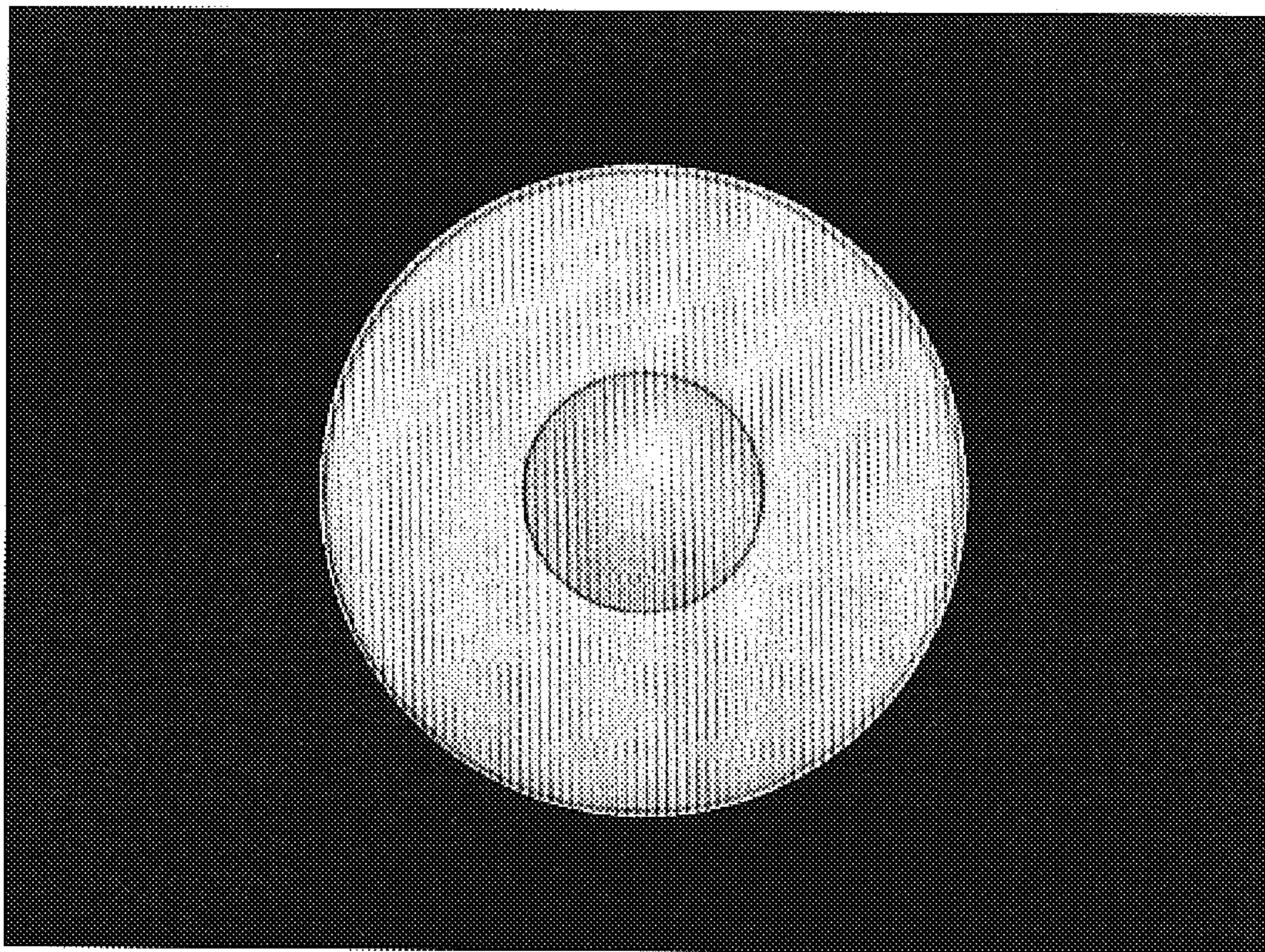


Fig. 5




Fig. 6




Fig. 7