



US00D526430S

(12) **United States Design Patent**  
**Hernandez et al.**

(10) **Patent No.:** **US D526,430 S**

(45) **Date of Patent:** **\*\* Aug. 8, 2006**

(54) **FRONT-MOUNTED VEHICLE BRAKE LIGHT**

(76) Inventors: **Rafael E. Hernandez**, 8340 Keokuk Ave., Winnetka, CA (US) 91306;  
**Claudia A. Hernandez**, 8340 Keokuk Ave., Winnetka, CA (US) 91306

(\*\*) **Term:** **14 Years**

(21) **Appl. No.:** **29/237,954**

(22) **Filed:** **Sep. 9, 2005**

(51) **LOC (8) Cl.** ..... **26-06**

(52) **U.S. Cl.** ..... **D26/31**

(58) **Field of Classification Search** ..... D26/28-36;  
D20/10, 40, 42; 362/61, 80, 81, 82, 83, 267,  
362/269, 275, 330-340

See application file for complete search history.

(56) **References Cited**

**U.S. PATENT DOCUMENTS**

D326,826 S \* 6/1992 Trimble, Jr. .... D10/114  
5,188,445 A 2/1993 Haun et al.  
5,255,165 A 10/1993 Cail  
D345,023 S 3/1994 Janasiak

5,373,426 A 12/1994 O'Sullivan  
5,758,944 A 6/1998 Jandron  
5,966,073 A 10/1999 Walton  
D463,050 S \* 9/2002 Zwisler ..... D26/31  
D499,198 S \* 11/2004 Cowan et al. .... D26/31

\* cited by examiner

*Primary Examiner*—Marcus A. Jackson

(57) **CLAIM**


The ornamental design for a front-mounted vehicle brake light, as shown and described.

**DESCRIPTION**

FIG. 1 is a front elevational view of a front-mounted vehicle brake light showing our new design, with the wires broken away to indicate indeterminate length;  
FIG. 2 is a rear elevational view thereof;  
FIG. 3 is a right side elevational view thereof;  
FIG. 4 is a left side elevational view thereof;  
FIG. 5 is a top plan view thereof; and,  
FIG. 6 is a perspective view thereof.

The broken lines shown on FIG. 6 are for illustrative purposes only and are hereby disclaimed as forming no part of Applicant's claimed invention.

**1 Claim, 2 Drawing Sheets**






FIG. 1

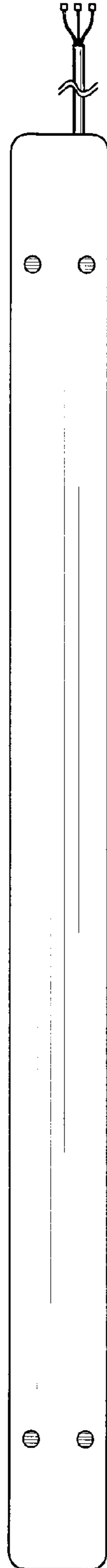


FIG. 2

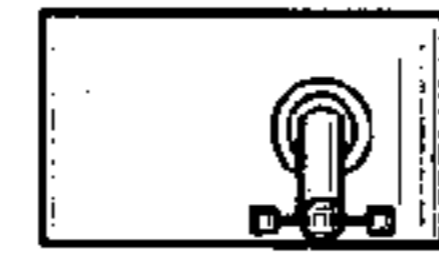


FIG. 3



FIG. 4

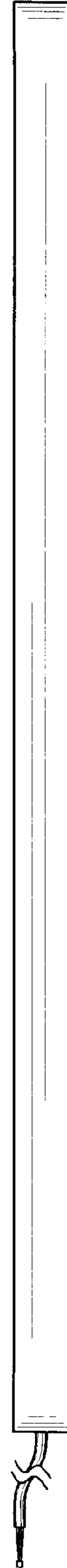


FIG. 5




FIG. 6