



US00D526427S

(12) **United States Design Patent** (10) **Patent No.:** **US D526,427 S**
Morioka (45) **Date of Patent:** **** Aug. 8, 2006**

(54) **REAR COMBINATION LAMP FOR AN AUTOMOBILE**

D495,070 S * 8/2004 Pfeiffer D26/28
D498,013 S * 11/2004 Pfeiffer D26/28
D514,716 S * 2/2006 Pfeiffer et al. D26/28

(75) Inventor: **Keisuke Morioka**, Wako (JP)

* cited by examiner

(73) Assignee: **Honda Motor Co., Ltd.**, Tokyo (JP)

Primary Examiner—Marcus A. Jackson
(74) *Attorney, Agent, or Firm*—Westerman, Hattori,
Daniels & Adrian, LLP

(**) Term: **14 Years**

(21) Appl. No.: **29/236,265**

(57) **CLAIM**

(22) Filed: **Aug. 15, 2005**

The ornamental design for, a rear combination lamp for an automobile, as shown and described.

(30) **Foreign Application Priority Data**

Feb. 16, 2005 (JP) 2005-004166

DESCRIPTION

(51) **LOC (8) Cl.** **26-06**

(52) **U.S. Cl.** **D26/28**

(58) **Field of Classification Search** D26/28-36;
362/459-468, 475-478, 485-487

FIG. 1 is a front elevation view of a rear combination lamp for an automobile, showing our new design;
FIG. 2 is a top plan view thereof;
FIG. 3 is a bottom plan view thereof;
FIG. 4 is a right side elevation view thereof;
FIG. 5 is a left side elevation view thereof; and,
FIG. 6 is a perspective view thereof.

See application file for complete search history.

The broken in the drawings is illustrative purposes only and forms no part of the claimed design.

(56) **References Cited**

U.S. PATENT DOCUMENTS

D494,294 S * 8/2004 Pfeiffer D26/28

1 Claim, 3 Drawing Sheets




Fig. 1




Fig. 2

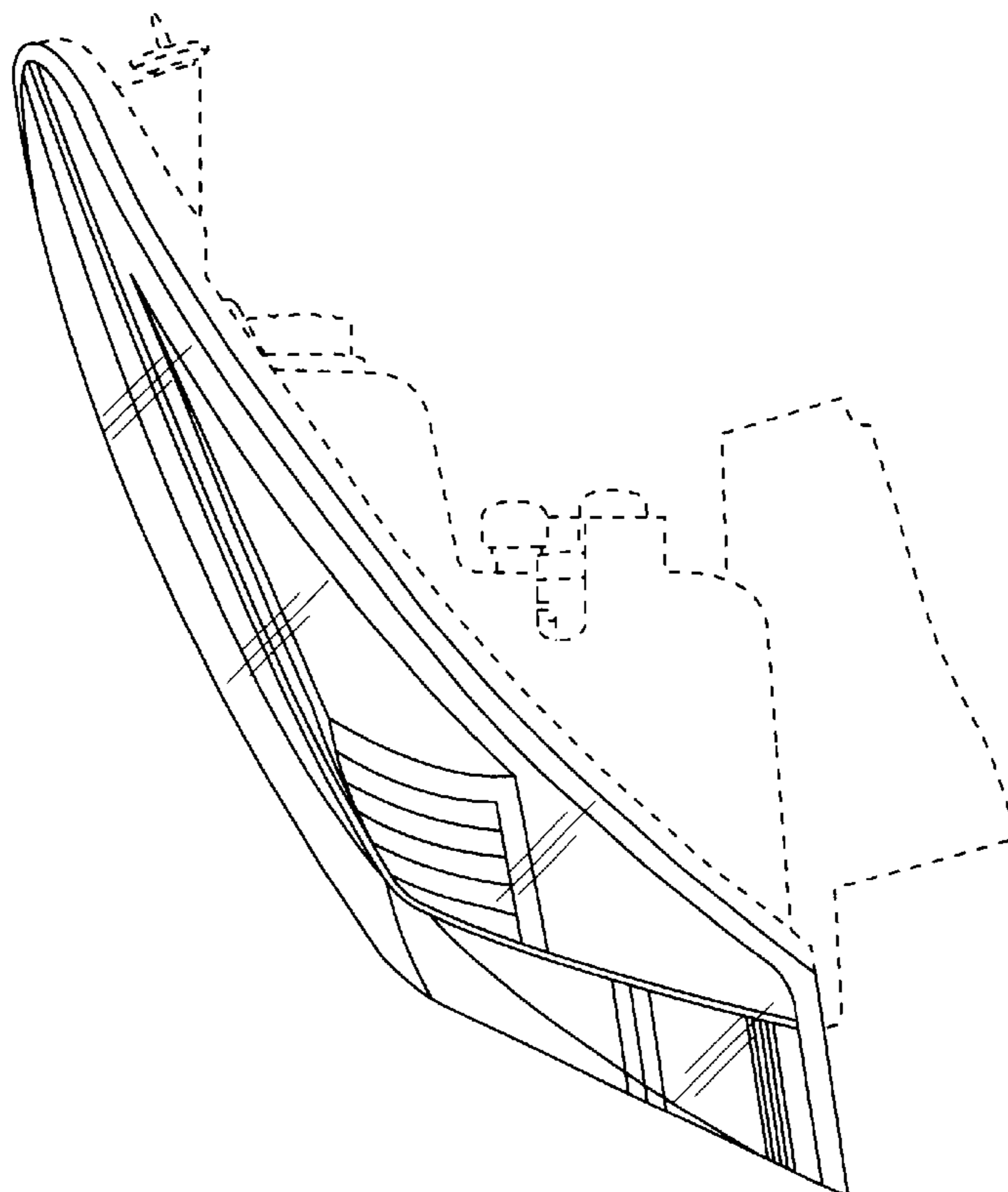


Fig. 3

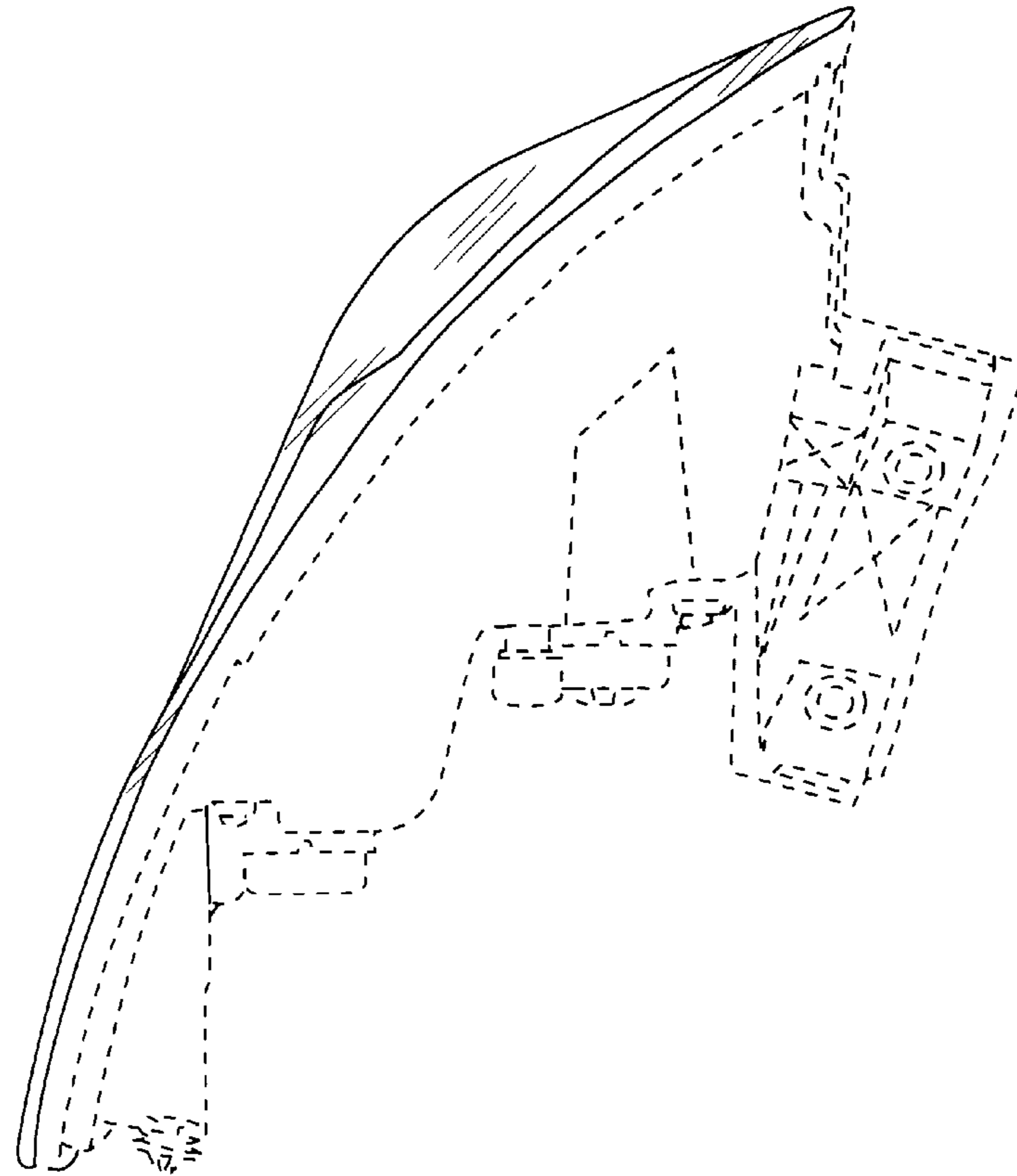


Fig. 4




Fig. 5




Fig. 6

