



US00D526425S

(12) **United States Design Patent**  
**Kubota**

(10) **Patent No.:** **US D526,425 S**

(45) **Date of Patent:** **\*\* Aug. 8, 2006**

(54) **REAR COMBINATION LAMP FOR AN  
AUTOMOBILE**

D509,005 S \* 8/2005 Iwasaki ..... D26/28  
D518,193 S \* 3/2006 Koyama et al. .... D26/28

(75) Inventor: **Akira Kubota**, Aichi-ken (JP)

**OTHER PUBLICATIONS**

Toyota, Lexus GX470, 4x4 Magazine, Oct. 1, 2003.

(73) Assignee: **Toyota Jidosha Kabushiki Kaisha** (JP)

\* cited by examiner

(\*\*) Term: **14 Years**

*Primary Examiner*—Marcus A. Jackson

(21) Appl. No.: **29/233,005**

(74) *Attorney, Agent, or Firm*—SAIDMAN DesignLaw Group

(22) Filed: **Jun. 24, 2005**

(51) **LOC (8) Cl.** ..... **26-06**

(52) **U.S. Cl.** ..... **D26/28**

(58) **Field of Classification Search** ..... D26/28–36;  
362/459–468, 475–478, 485–487

See application file for complete search history.

(57) **CLAIM**

The ornamental design for a rear combination lamp for an automobile, as shown and described.

(56) **References Cited**


**DESCRIPTION**


**U.S. PATENT DOCUMENTS**

D492,049 S \* 6/2004 Lin ..... D26/28  
D493,005 S \* 7/2004 Chang ..... D26/28  
D502,562 S \* 3/2005 Lin ..... D26/28  
D506,557 S \* 6/2005 Lin ..... D26/28


FIG. 1 is a front perspective view of a rear combination lamp for an automobile showing my new design;  
FIG. 2 is a front view thereof;  
FIG. 3 is a top view thereof; and,  
FIG. 4 is a left-side view thereof.

**1 Claim, 2 Drawing Sheets**







**FIG. 1**



**FIG. 2**



**FIG. 3**



**FIG. 4**