

US00D526408S

(12) **United States Design Patent**  
**Luukkainen**

(10) **Patent No.:** **US D526,408 S**

(45) **Date of Patent:** **\*\* Aug. 8, 2006**

(54) **INTRAUTERINE DEVICE FOR RELEASING STEROIDS**

(75) Inventor: **Tapani Luukkainen**, Espoo (FI)

(73) Assignee: **Familplan Consulting LTD Oy**, Vantaa (FI)

(\*\*) Term: **14 Years**

(21) Appl. No.: **29/208,866**

(22) Filed: **Jul. 8, 2004**

(30) **Foreign Application Priority Data**

Jan. 23, 2004 (EM) ..... 000127782-0001/0002

(51) **LOC (8) Cl.** ..... **28-01**

(52) **U.S. Cl.** ..... **D24/105**

(58) **Field of Classification Search** ..... D24/105;  
128/833, 830, 832, 831, 640, 839; 604/515  
See application file for complete search history.

(56) **References Cited**

**U.S. PATENT DOCUMENTS**

3,845,761 A \* 11/1974 Zaffaroni ..... 128/833

4,578,076 A \* 3/1986 Luukkainen et al. .... 128/833  
5,146,931 A \* 9/1992 Kurz ..... 128/833  
5,433,217 A \* 7/1995 Pianetti ..... 128/830  
2006/0016451 A1 \* 1/2006 Hallinen et al. .... 128/830

\* cited by examiner

*Primary Examiner*—Ian Simmons

*Assistant Examiner*—Christopher Lee

(74) *Attorney, Agent, or Firm*—Nixon & Vanderhye P.C.

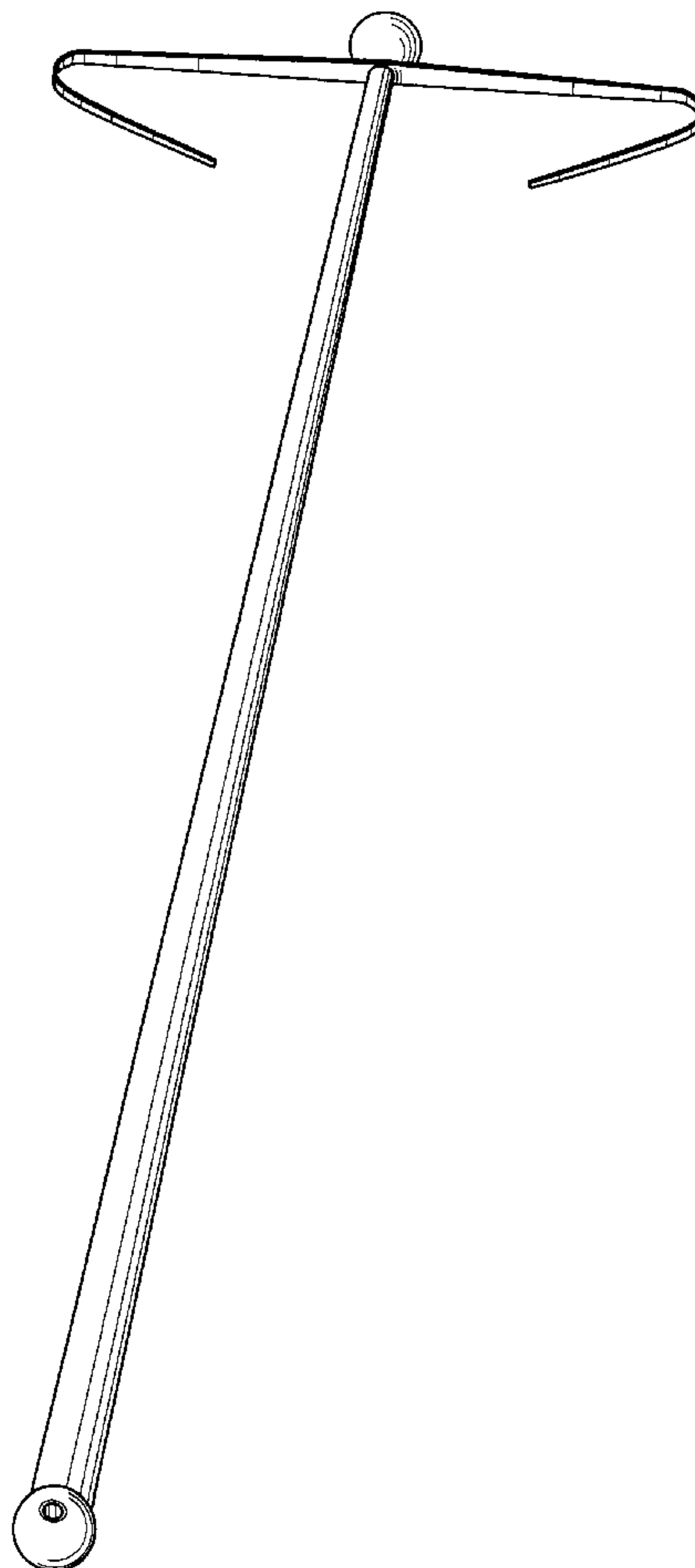
(57) **CLAIM**

The ornamental design for an “intrauterine device for releasing steroids,” as shown and described.

**DESCRIPTION**

FIG. 1 is a perspective view of an intrauterine device for releasing steroids showing my new design therefor; FIG. 2 is a front elevation view thereof, the rear elevation view being a mirror image thereof; FIG. 3 is a right side elevation view thereof; FIG. 4 is a left side elevation view thereof; FIG. 5 is a top plan view thereof; and, FIG. 6 is a bottom plan view thereof.

**1 Claim, 4 Drawing Sheets**



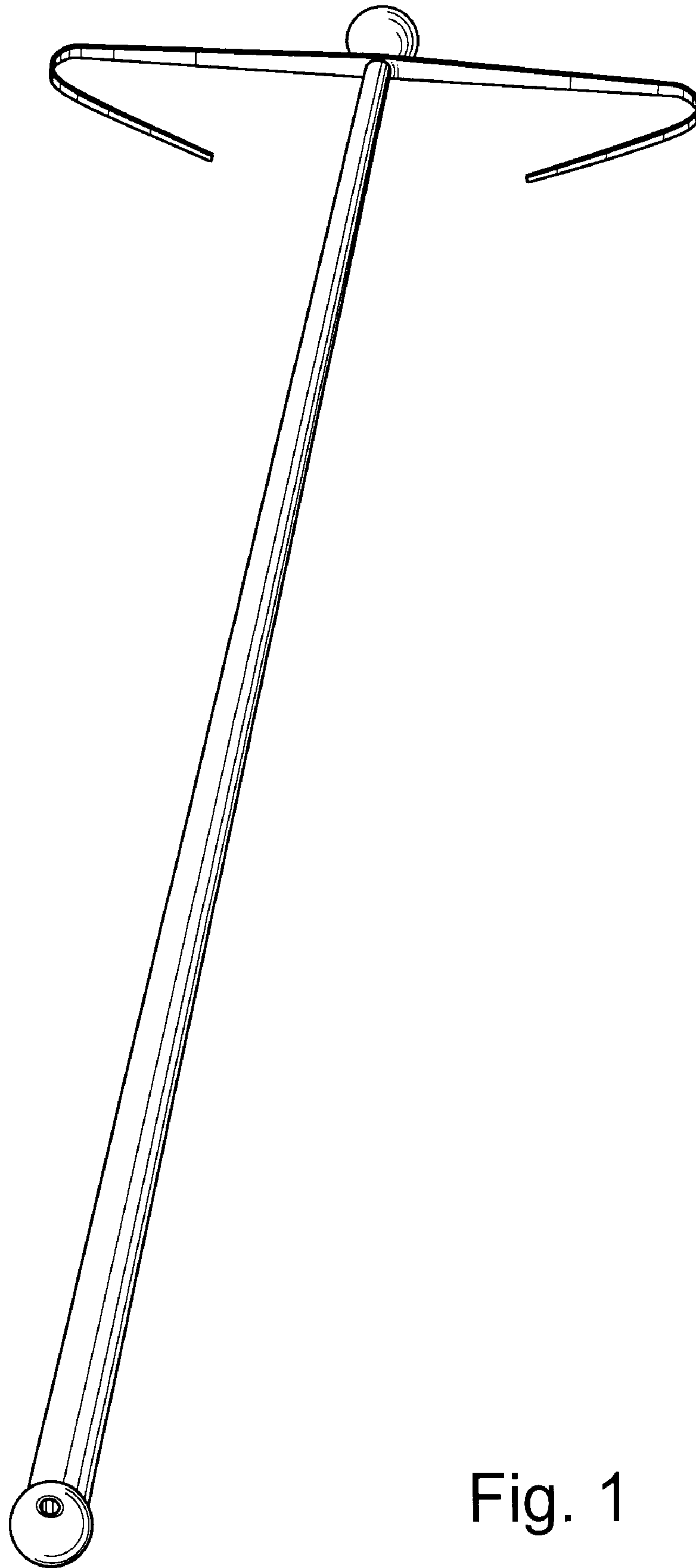


Fig. 1

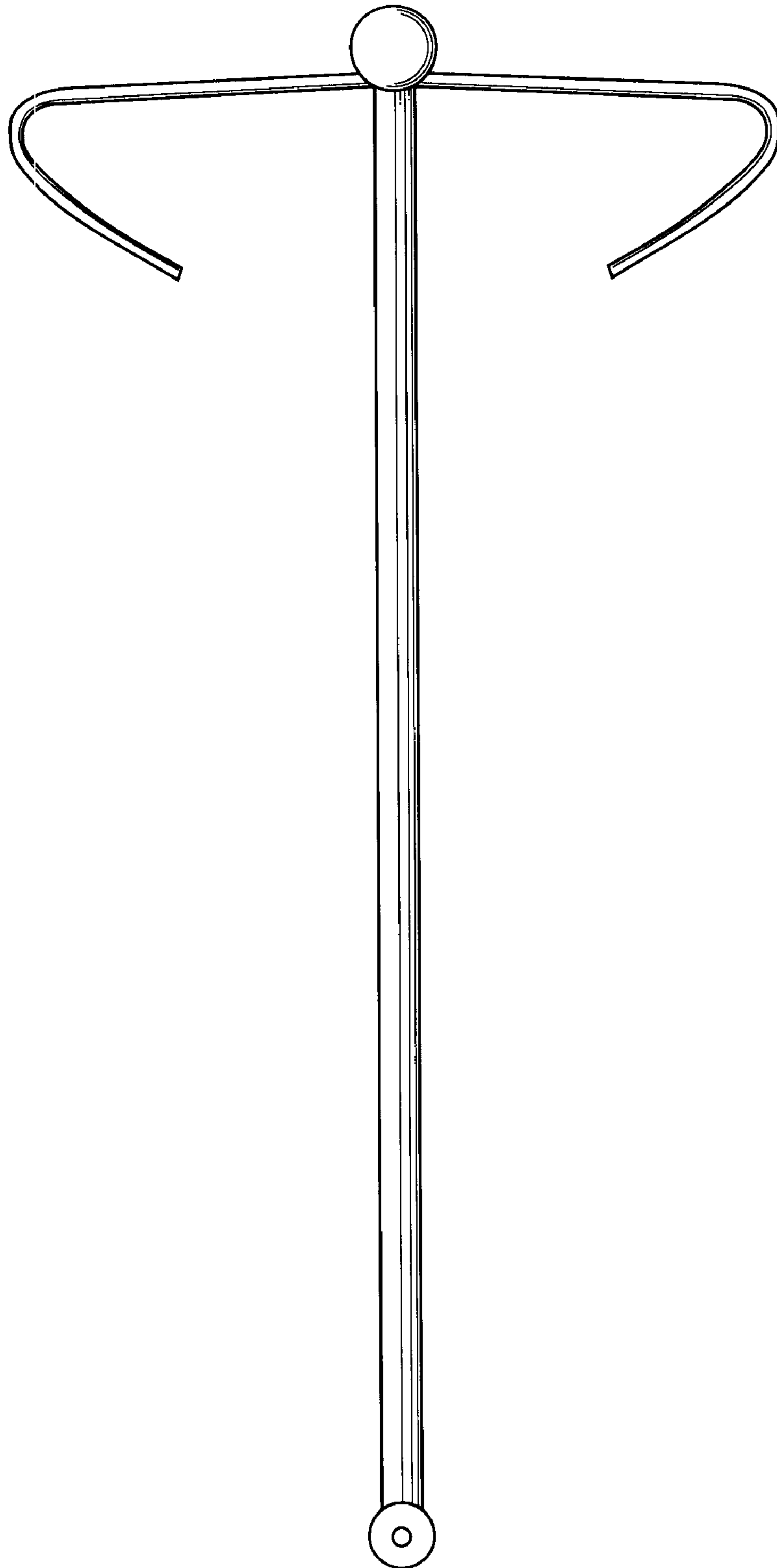


Fig. 2

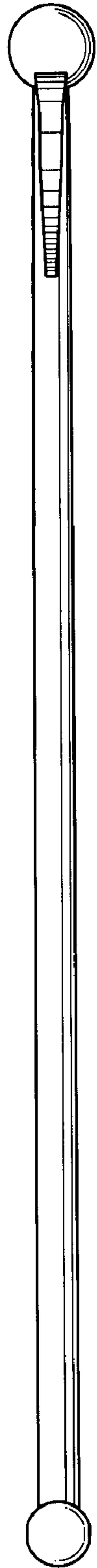


Fig. 3

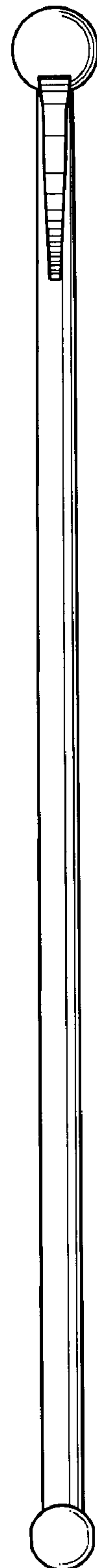


Fig. 4

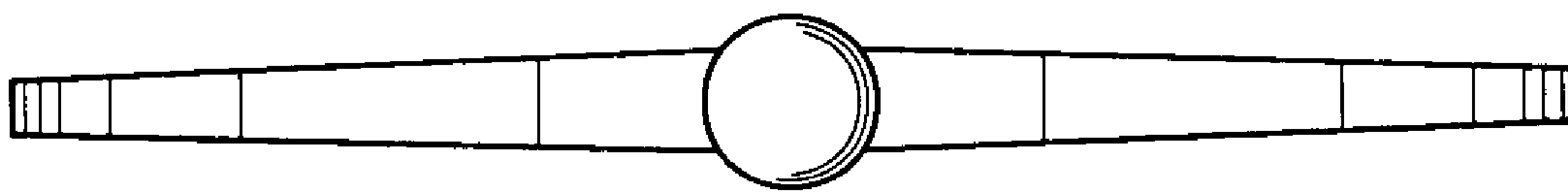


Fig. 5

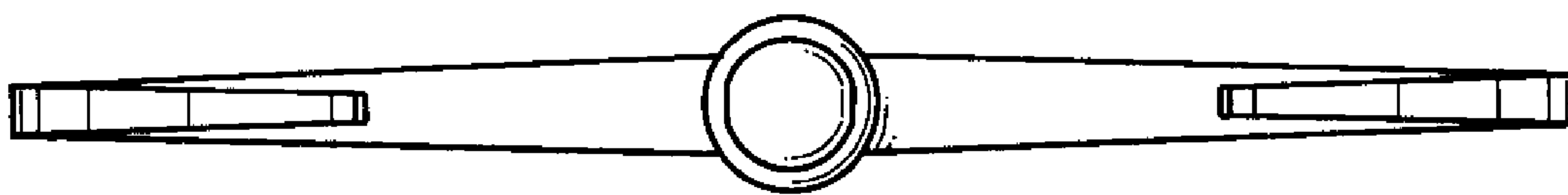


Fig. 6