



US00D526404S

(12) **United States Design Patent**
Wang

(10) **Patent No.:** **US D526,404 S**

(45) **Date of Patent:** **** Aug. 8, 2006**

(54) **CEILING FAN HOUSING**

D451,593 S * 12/2001 Lee D23/411
D477,394 S * 7/2003 Thomas, Jr. D23/411

(75) Inventor: **Cliff Wang**, Taichung (TW)

* cited by examiner

(73) Assignee: **Air Cool Industrial Co. Ltd.**, Taichung (TW)

Primary Examiner—Lisa Lichtenstein
(74) *Attorney, Agent, or Firm*—Parsons & Goltry; Michael W. Goltry; Robert A. Parsons

(**) Term: **14 Years**

(57) **CLAIM**

(21) Appl. No.: **29/224,547**

The ornamental design for a ceiling fan housing, as shown and described.

(22) Filed: **Mar. 3, 2005**

DESCRIPTION

(51) **LOC (8) Cl.** **23-04**

FIG. 1 is a bottom perspective view of a ceiling fan housing showing my new design;

(52) **U.S. Cl.** **D23/411**

FIG. 2 is a front elevational view thereof, the rear elevational view, the left side elevational view, and the right side elevational view being substantially the same thereof;

(58) **Field of Classification Search** D23/377,
D23/379, 385, 411; 416/5
See application file for complete search history.

FIG. 3 is a bottom plan view thereof; and,

FIG. 4 is a top plan view thereof.

The broken lines in the views show environmental features, which are for illustrative purposes only and form no part of the claimed design.

(56) **References Cited**

U.S. PATENT DOCUMENTS

D381,742 S * 7/1997 Tsuji D23/377

1 Claim, 4 Drawing Sheets



FIG. 1

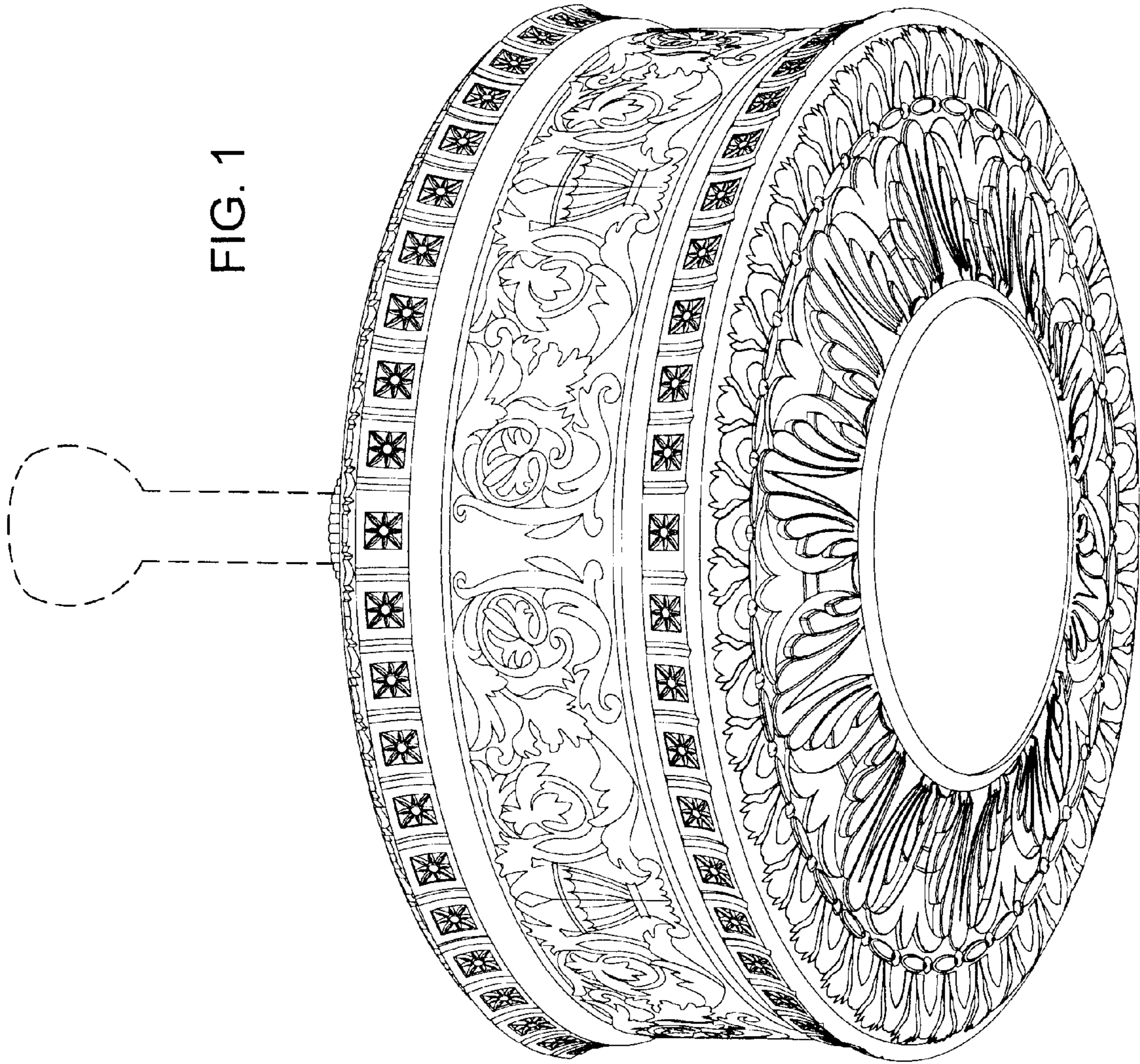


FIG. 2

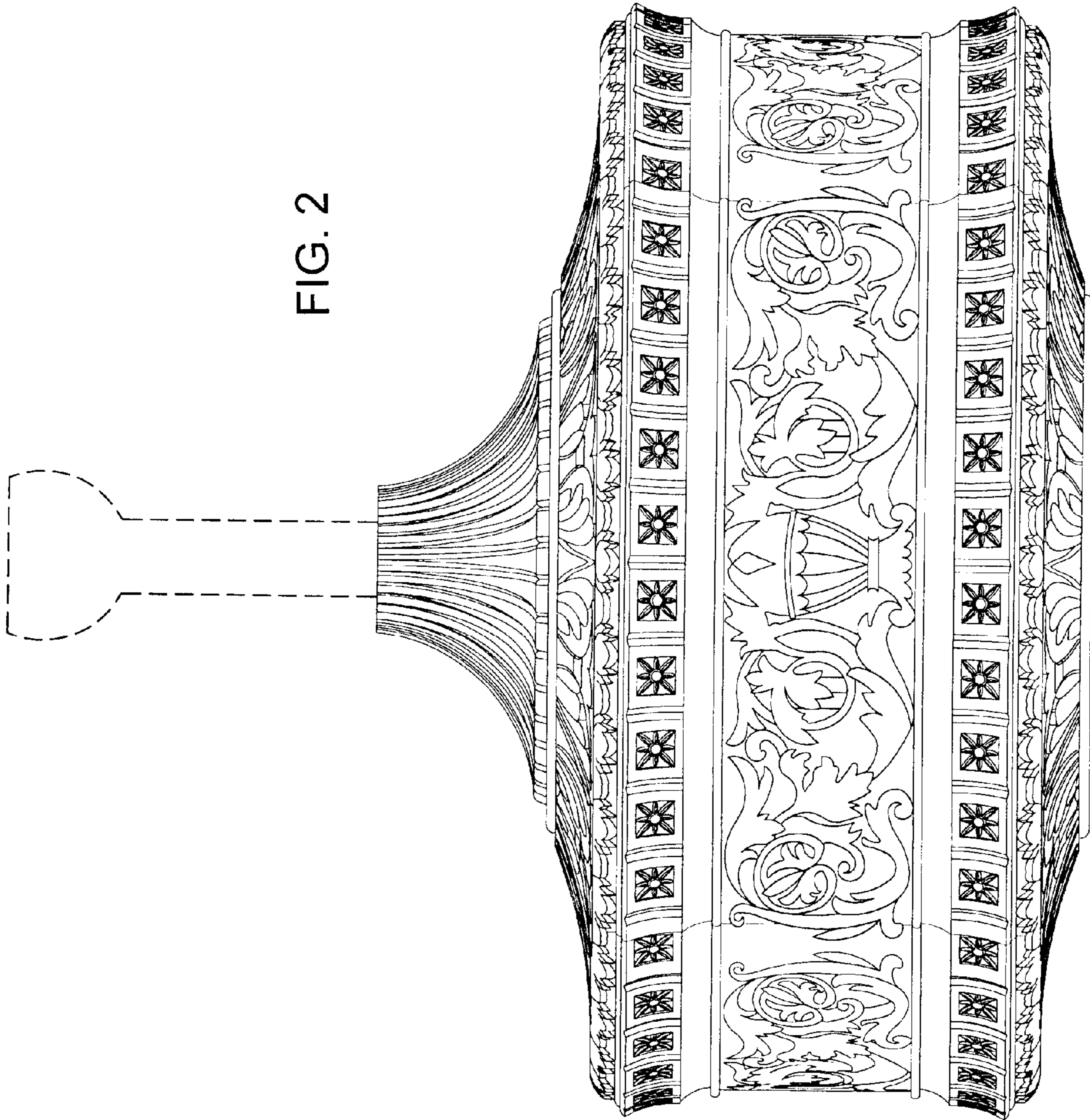
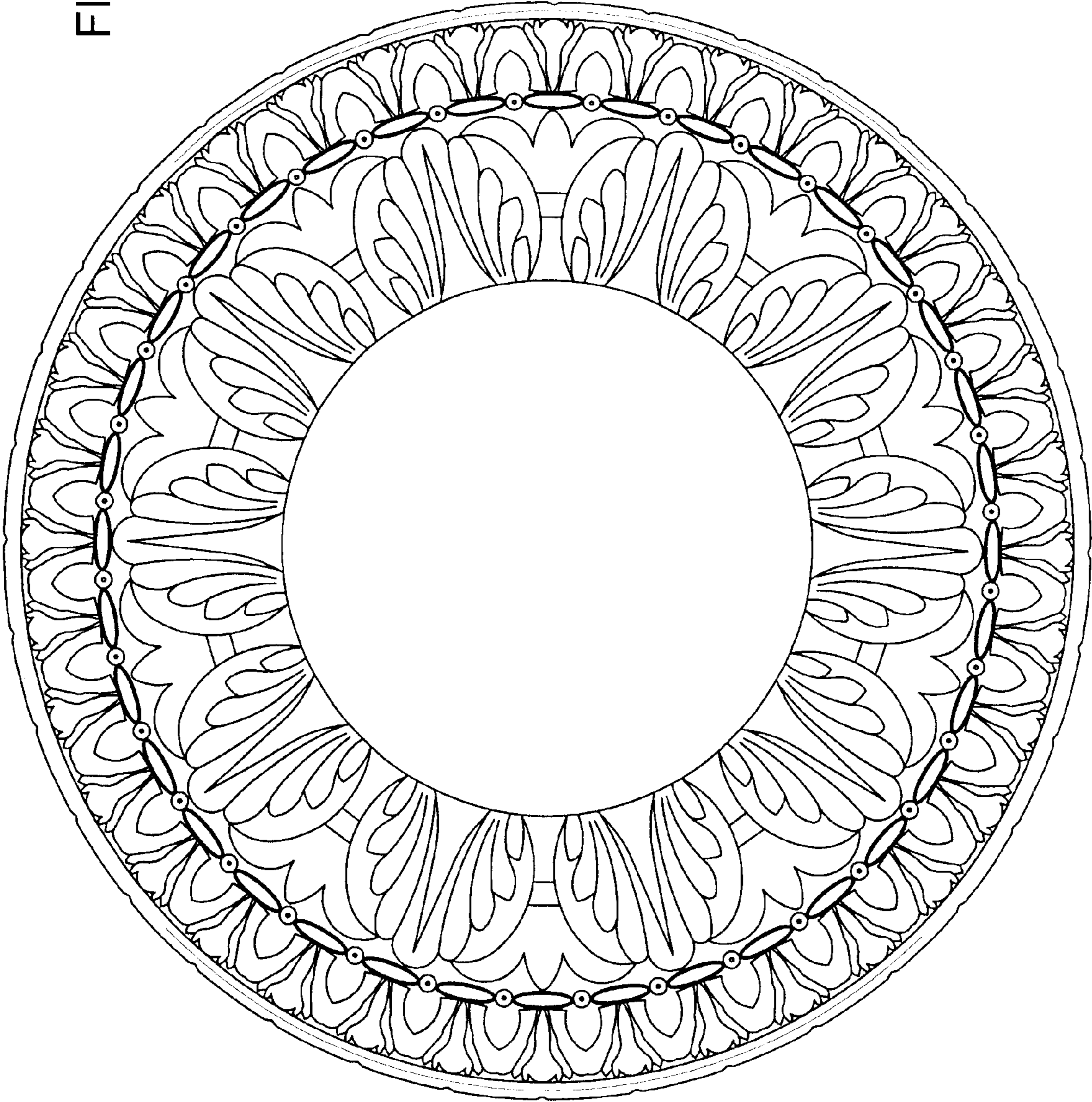


FIG. 3






FIG. 4