

US00D526403S

(12) **United States Design Patent**
Hills

(10) **Patent No.:** **US D526,403 S**

(45) **Date of Patent:** **** Aug. 8, 2006**

(54) **DECORATIVE FIREPLACE**

(75) Inventor: **Douglas Ernest Hills**, Cloverdale (CA)

(73) Assignee: **FPI Fireplace International Ltd.** (CA)

(**) Term: **14 Years**

(21) Appl. No.: **29/209,503**

(22) Filed: **Jul. 16, 2004**

(51) **LOC (8) Cl.** **23-04**

(52) **U.S. Cl.** **D23/404**

(58) **Field of Classification Search** D23/403-406,
D23/409-410, 415-419, 499, 396-402, 343-347,
D23/350; D25/55, 59, 60; D7/332-335, 339-340,
D7/347-349, 653; D8/DIG. 4; 126/500, 540,
126/543-544, 547; 52/36.3; 16/DIG. 11;
294/14

See application file for complete search history.

(56) **References Cited**

U.S. PATENT DOCUMENTS

D77,935 S	*	3/1929	Carlson	D23/406
D255,830 S	*	7/1980	Hansen	D23/344
D264,497 S	*	5/1982	Morande, Jr.	D23/344
D267,112 S	*	11/1982	Connelly	D23/344
D281,901 S	*	12/1985	Demrick et al.	D23/406
D297,099 S	*	8/1988	Poilane	D7/348
D301,736 S		6/1989	Heger		

D301,924 S		6/1989	Craver	
D311,574 S		10/1990	Syme et al.	
D344,329 S	*	2/1994	Patel D23/406
D345,012 S	*	3/1994	Patel D23/406
D464,421 S	*	10/2002	Caldwell D23/404
D464,422 S	*	10/2002	Caldwell D23/404
D465,023 S	*	10/2002	Caldwell D23/404
D489,807 S	*	5/2004	Rumens D23/404
D499,681 S	*	12/2004	Boyer D12/209
D507,346 S	*	7/2005	Rumens D23/404

* cited by examiner

Primary Examiner—Sandra S. Snapp

(74) *Attorney, Agent, or Firm*—Shell & Wilmer L.L.P.

(57) **CLAIM**

The ornamental design for a decorative fireplace, as shown and described.

DESCRIPTION

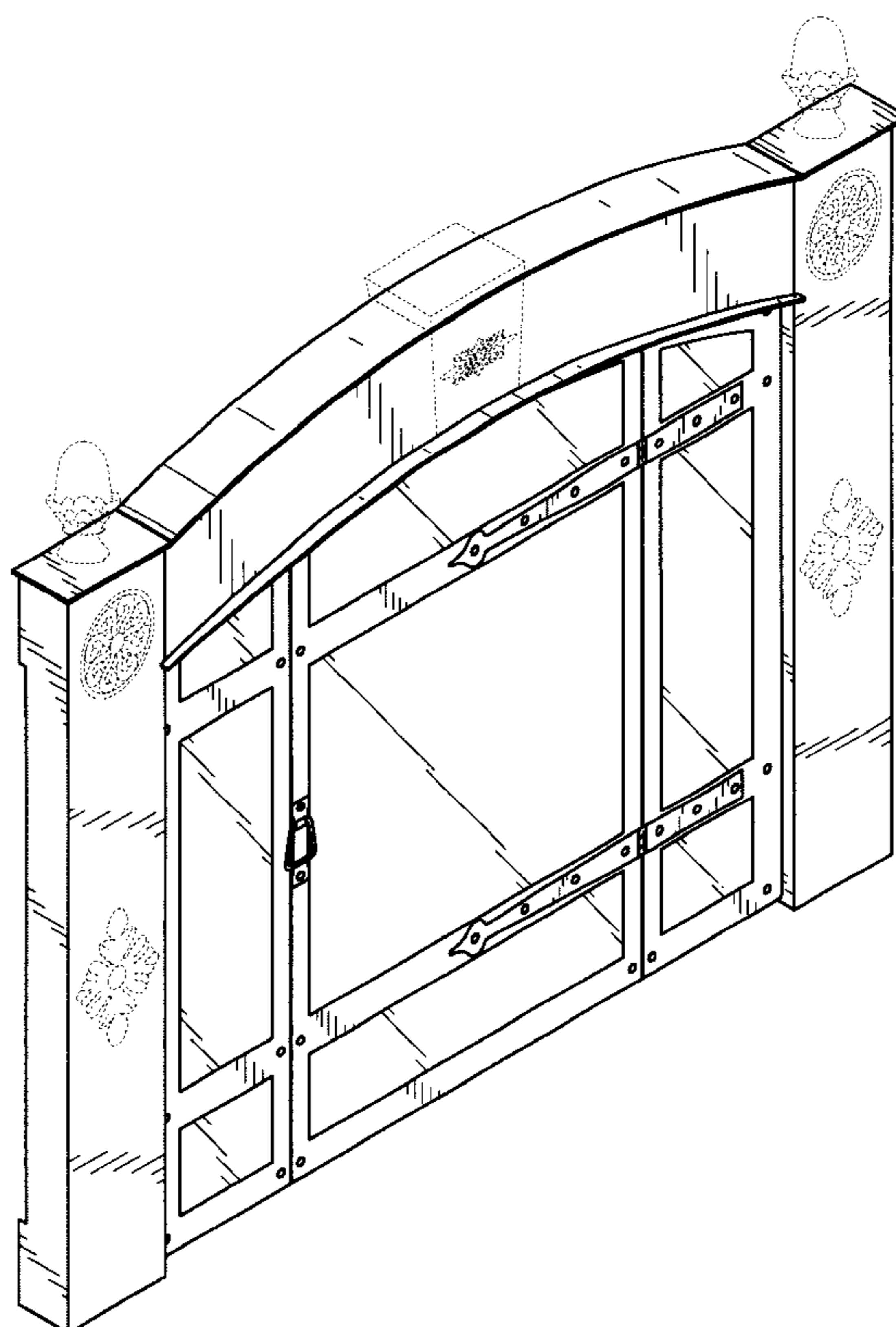
FIG. 1 is a perspective view depicting a new design for a decorative fireplace, with no claim being made to the bottom or rear of the fireplace;

FIG. 2 is a front elevation view of the decorative fireplace; FIG. 3 is a side elevation view of the decorative fireplace; and,

FIG. 4 is a top plan view of the decorative fireplace.

The broken lines shown in the drawings are for illustrative purposes only and form no part of the claimed design.

1 Claim, 2 Drawing Sheets



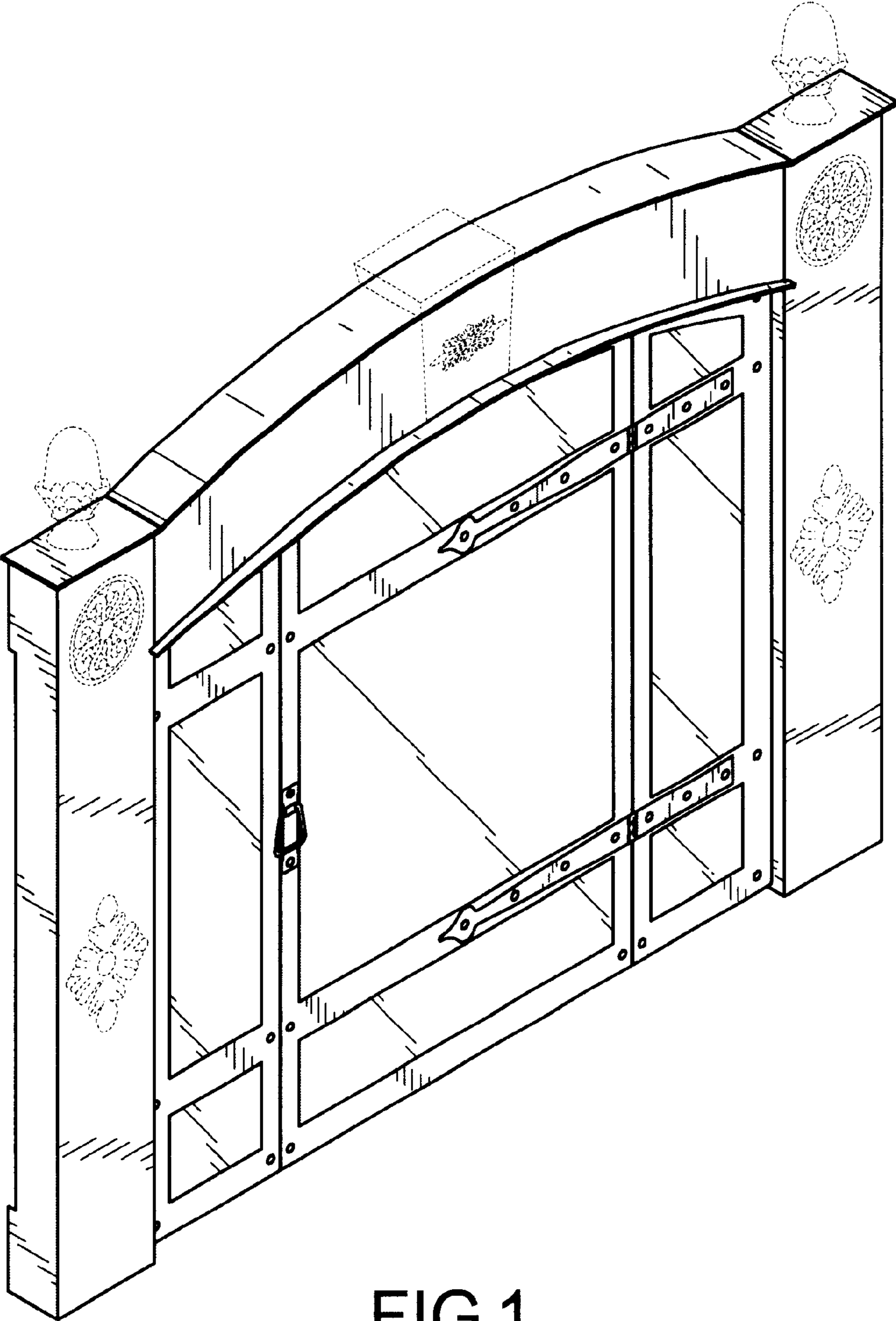


FIG.1



FIG. 4

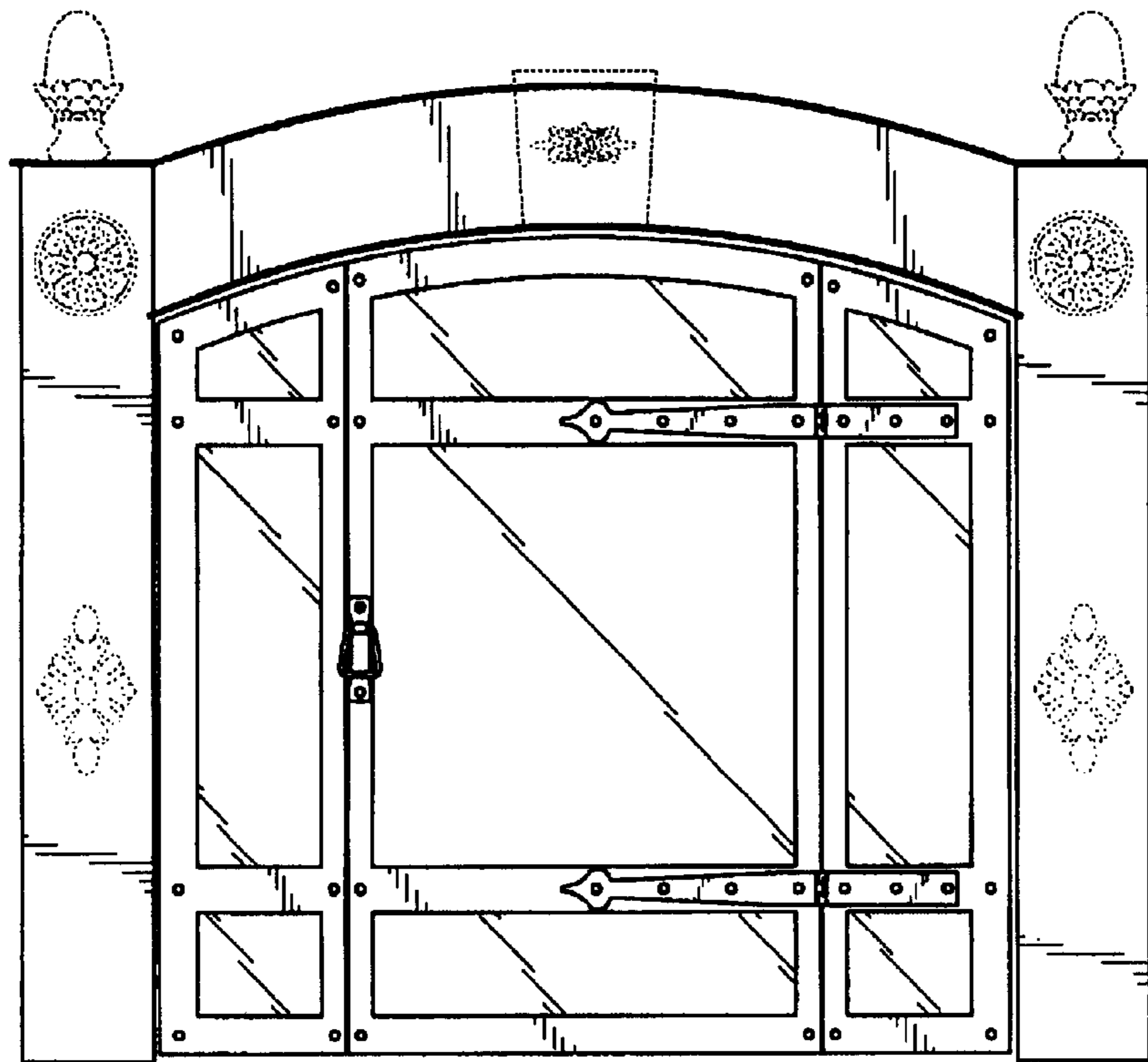


FIG. 2

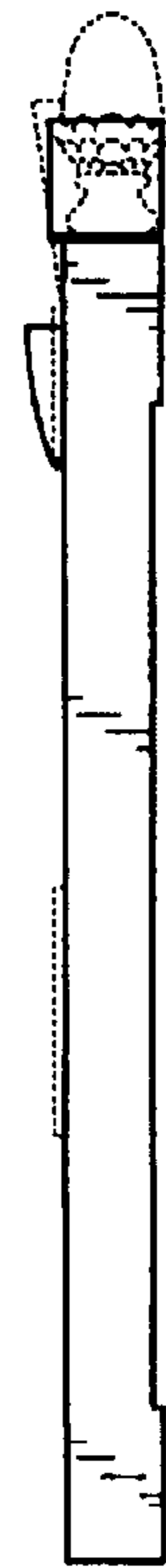


FIG. 3