

US00D526399S

(12) **United States Design Patent**  
**Cane et al.**

(10) **Patent No.:** **US D526,399 S**

(45) **Date of Patent:** **\*\* Aug. 8, 2006**

(54) **STOCK CAR AIR FRESHENER FOR MOTOR VEHICLES**

(76) Inventors: **Frank N. Cane**, 3058 Plumstead Way, San Jose, CA (US) 95148; **Robert D. Stone**, 10 N. Carlton St., Castle Rock, CO (US) 80104

(\*\*) **Term:** **14 Years**

(21) **Appl. No.:** **29/202,204**

(22) **Filed:** **Mar. 29, 2004**

(51) **LOC (8) Cl.** ..... **23-04**

(52) **U.S. Cl.** ..... **D23/366**

(58) **Field of Classification Search** ..... 239/135, 239/136, 58; 261/DIG. 17, DIG. 65; D23/356-369; 392/390, 392; D20/22-25, 28-31, 35; D11/44-48, D11/72, 81, 163, 141; D21/533, 548, 549, D21/550

See application file for complete search history.

(56) **References Cited**

**U.S. PATENT DOCUMENTS**

D349,632 S	*	8/1994	Nicholson et al.	.....	D7/613
D402,997 S	*	12/1998	Campbell et al.	.....	D15/7
D408,456 S	*	4/1999	Garner	.....	D19/90
D428,874 S	*	8/2000	White	.....	D14/207
D430,929 S		9/2000	Kukan		
D432,936 S	*	10/2000	Wing et al.	.....	D10/116
D435,898 S	*	1/2001	Yang	.....	D23/367
D437,309 S	*	2/2001	Brennan	.....	D14/218
D438,529 S	*	3/2001	Brennan	.....	D14/189

D441,313 S	*	5/2001	Turner	.....	D11/72
D448,467 S		9/2001	Aiken		
D460,171 S		7/2002	Tasbas et al.		
D462,432 S		9/2002	Robson		
D465,020 S		10/2002	Stone et al.		
D480,461 S		10/2003	Stone et al.		
D481,114 S		10/2003	Cane et al.		

\* cited by examiner

*Primary Examiner*—Antoine Duval Davis

*Assistant Examiner*—Sandra Snapp

(57) **CLAIM**

The ornamental design for a stock car air freshener for motor vehicles, as shown and described.

**DESCRIPTION**

FIG. 1 is a perspective view of a stock car air freshener on a reduced scale, showing our new design. The broken line drawing of a rear view mirror is for illustrative purposes only and forms no part of the claimed design.

FIG. 2 is a front elevational view on an enlarged scale thereof;

FIG. 3 is a rear elevational view on an enlarged scale thereof;


FIG. 4 is a left side elevational view thereof;

FIG. 5 is a right side elevational view thereof;

FIG. 6 is a top plan view thereof; and,

FIG. 7 is a bottom plan view thereof; the broken line drawing of the chassis is for illustrative purposes and forms part of the claimed design.

**1 Claim, 7 Drawing Sheets**



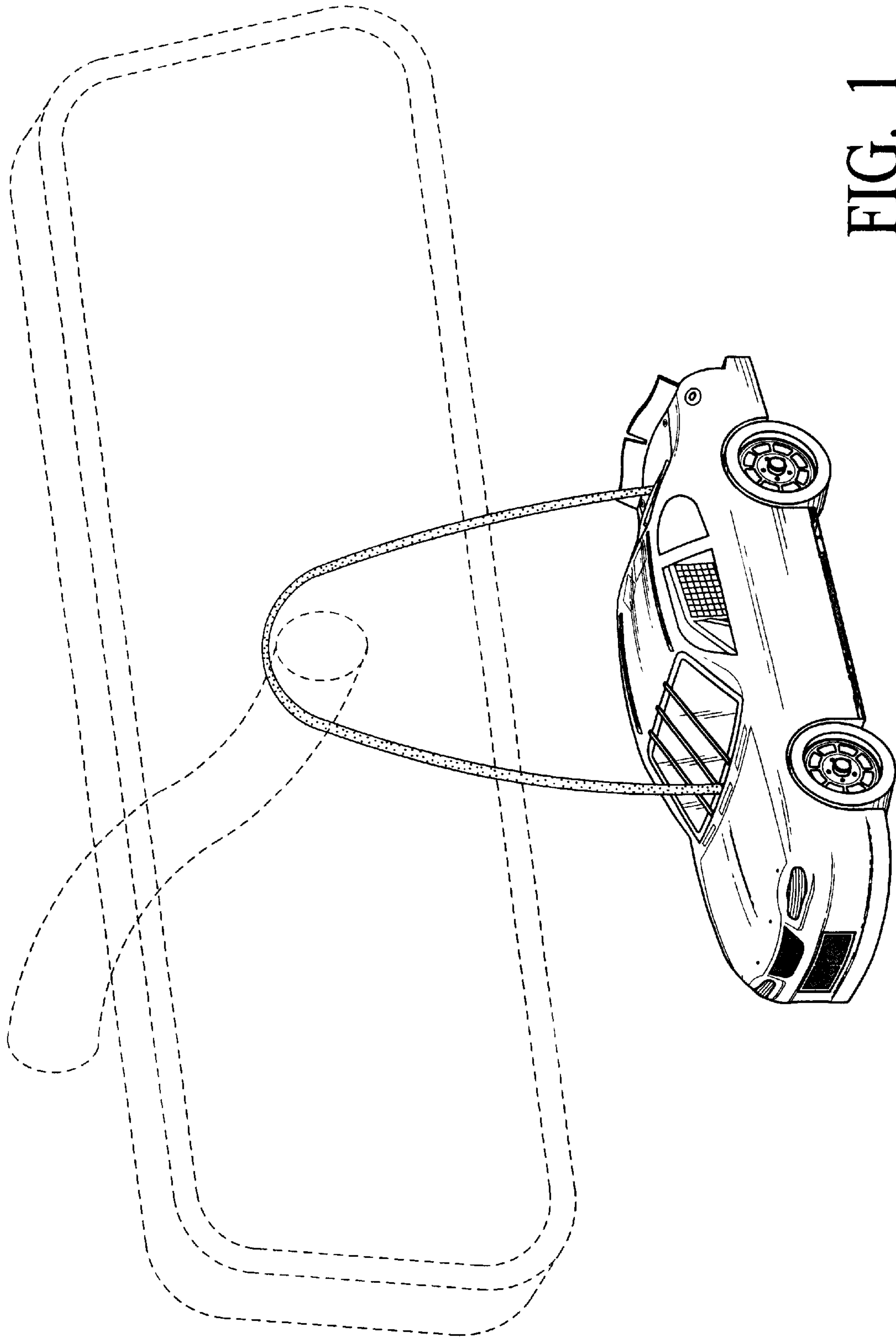


FIG. 1




FIG. 2

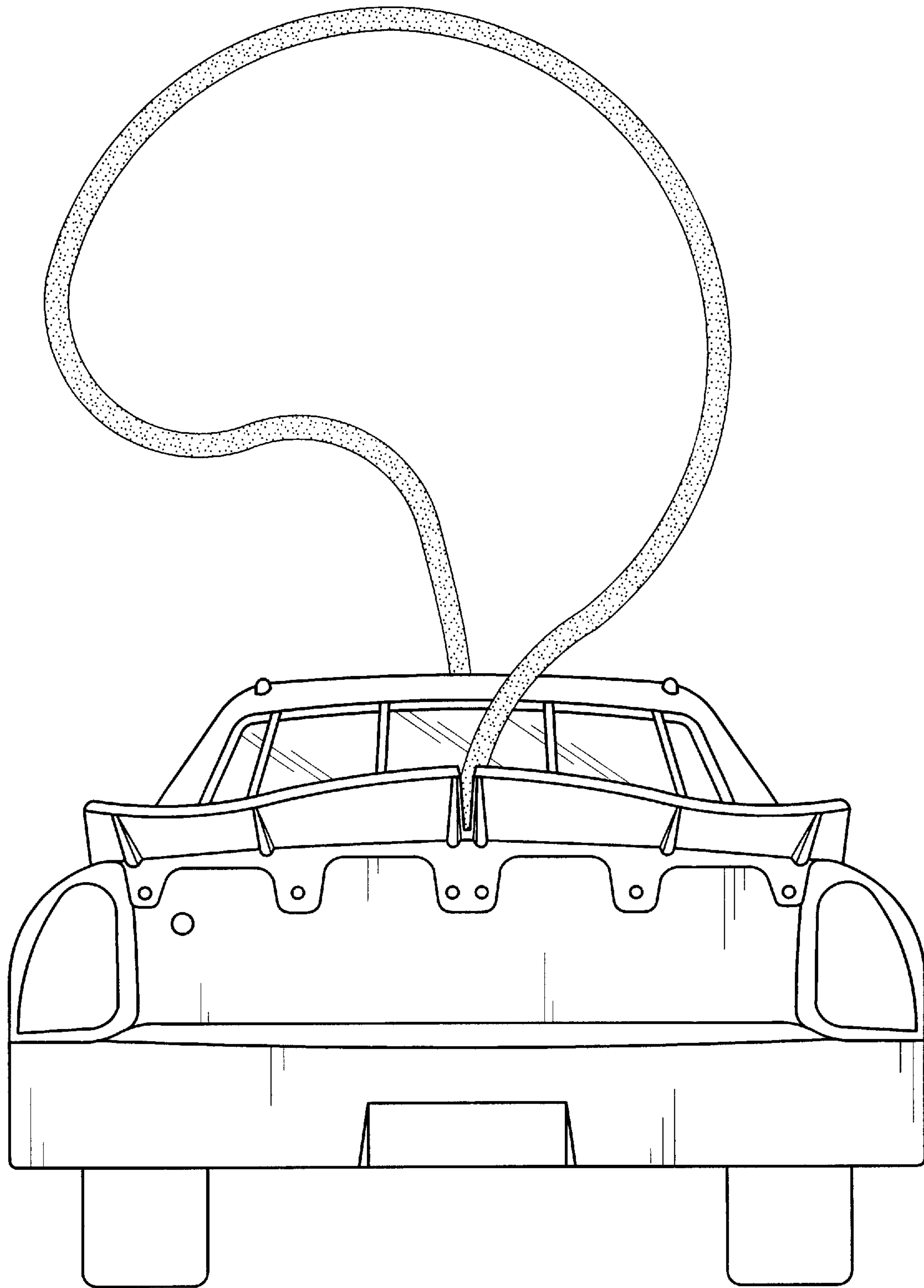


FIG. 3



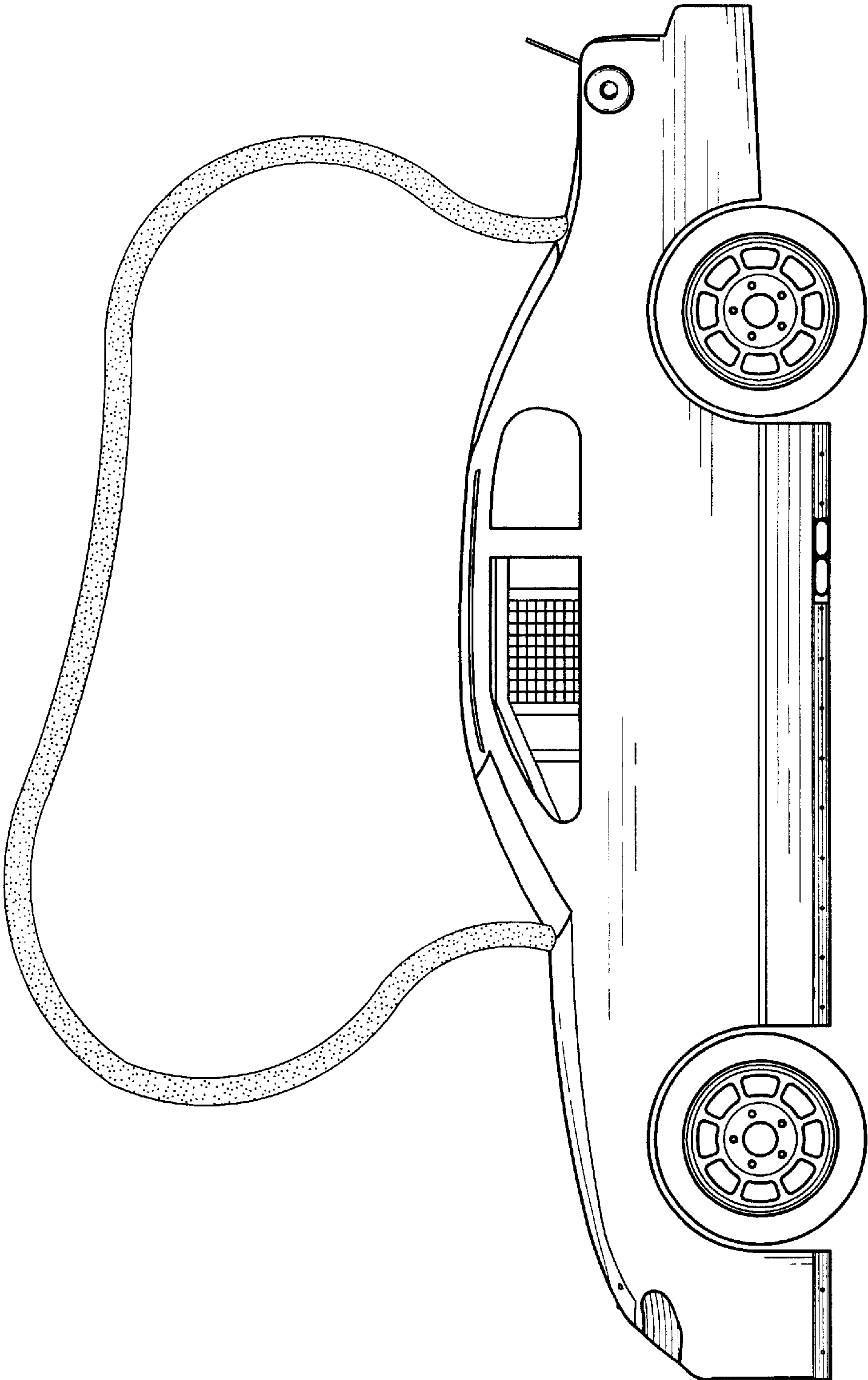


FIG. 4

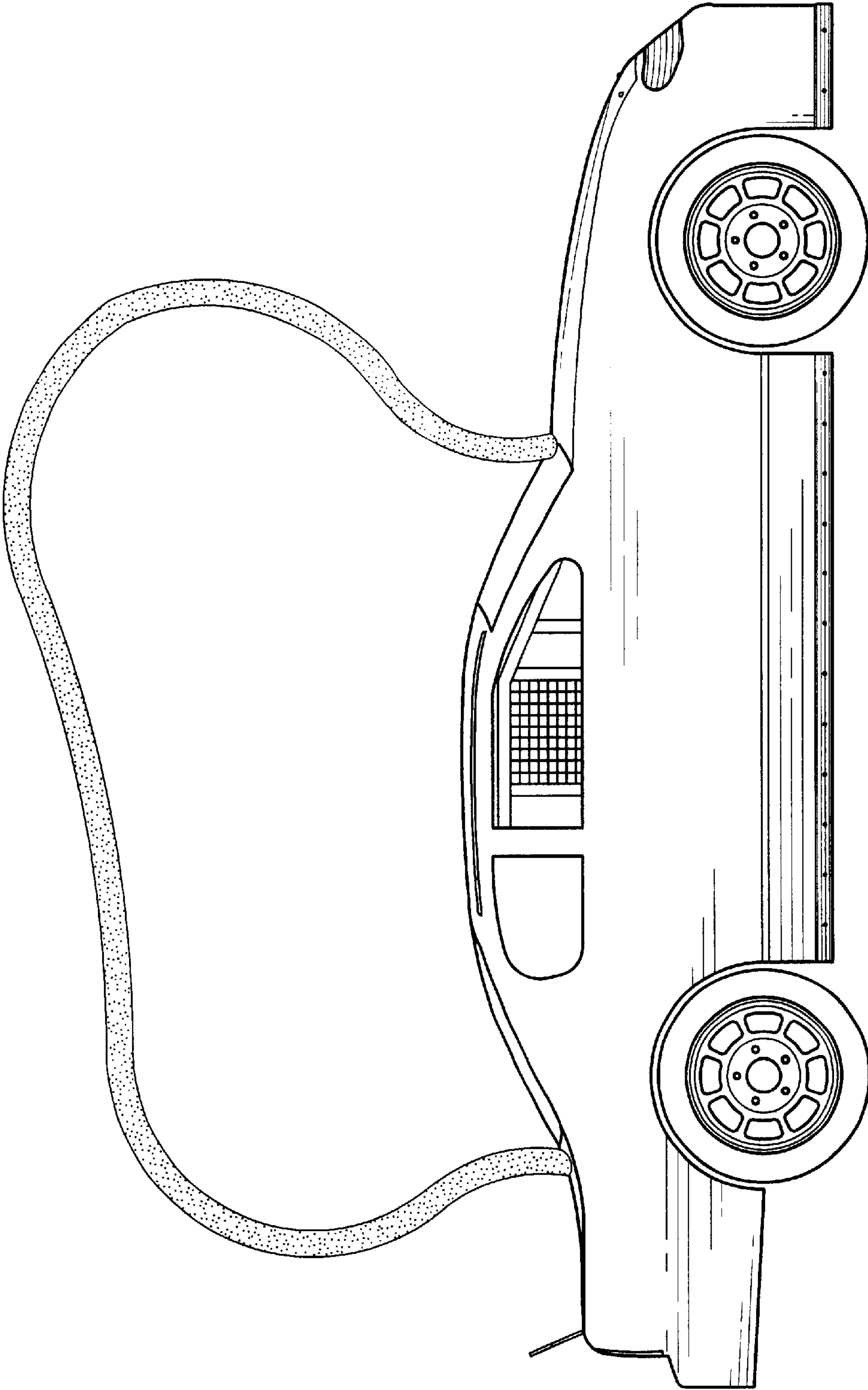


FIG. 5

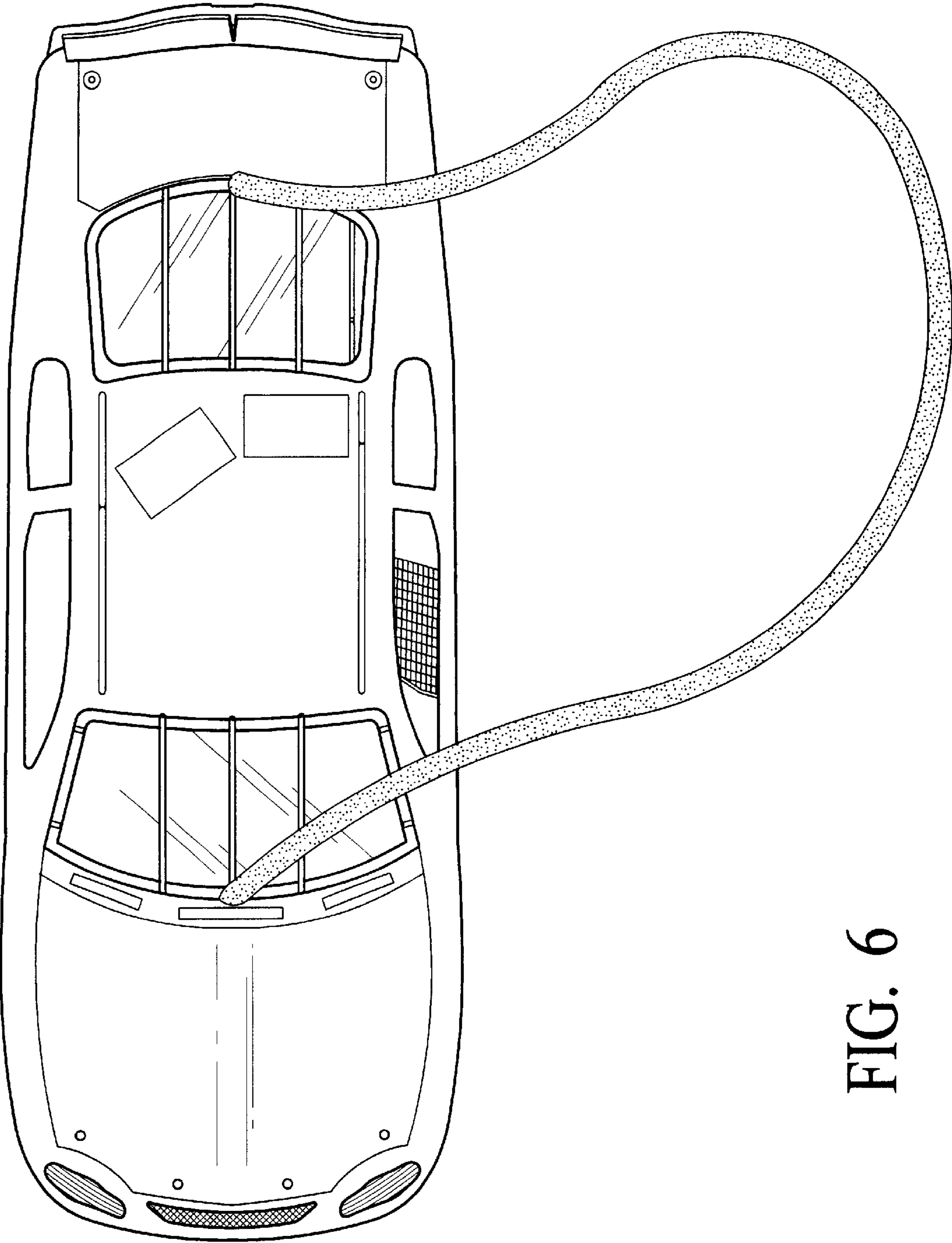


FIG. 6

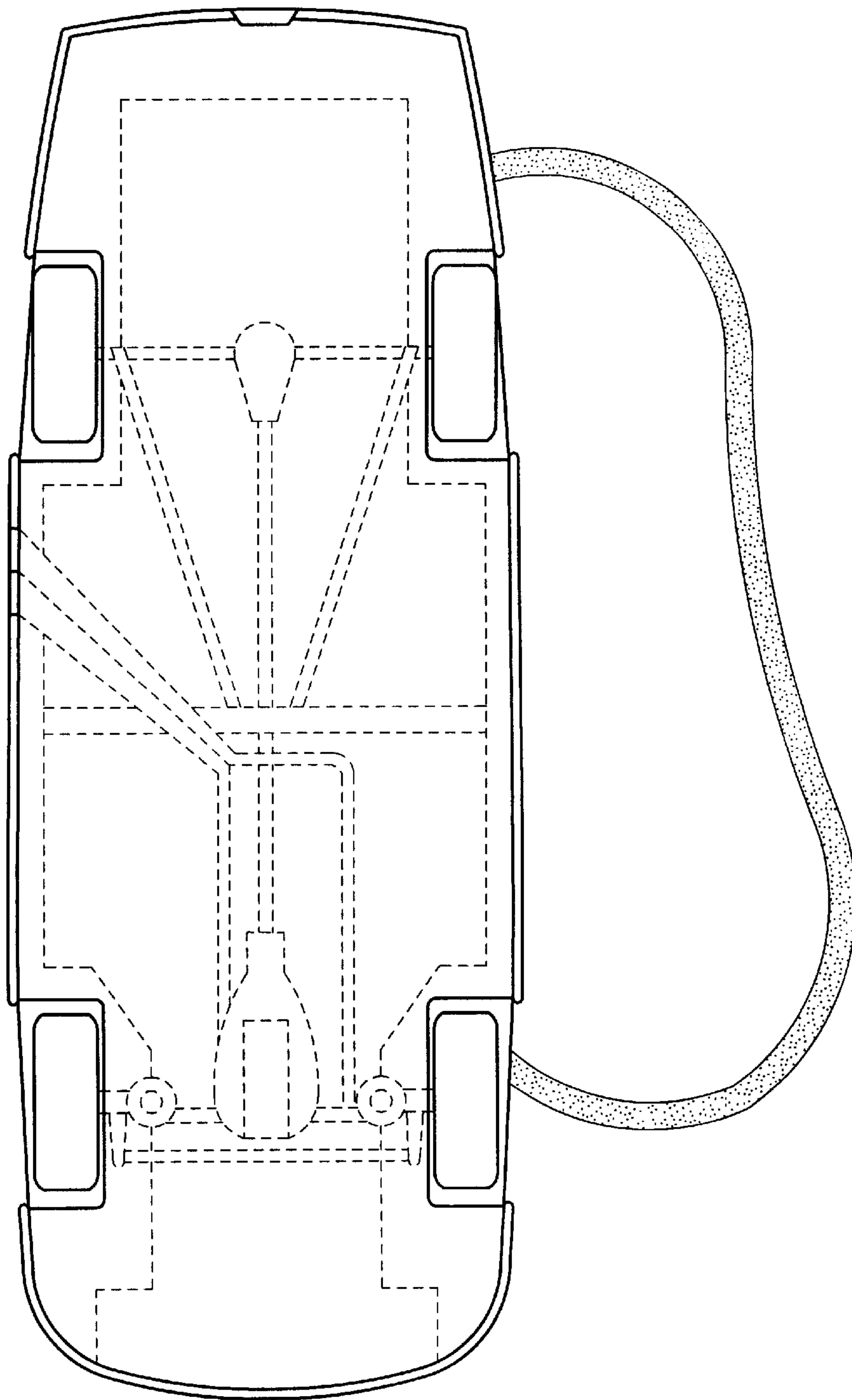


FIG. 7