



US00D526398S

(12) **United States Design Patent**
Christianson

(10) **Patent No.:** **US D526,398 S**

(45) **Date of Patent:** **** Aug. 8, 2006**

(54) **AIR SYSTEM ATTACHMENT**

(75) Inventor: **Tristan M. Christianson**, San Francisco, CA (US)

(73) Assignee: **Sharper Image Corporation**, San Francisco, CA (US)

(**) Term: **14 Years**

(21) Appl. No.: **29/232,463**

(22) Filed: **Jun. 20, 2005**

(51) **LOC (8) Cl.** **23-04**

(52) **U.S. Cl.** **D23/364**

(58) **Field of Classification Search** D23/355,
D23/386, 364–366, 341, 499; D32/22, 25;
55/471–472, 482, 495, 356; 210/493.1, 493.5;
239/54–56

See application file for complete search history.

(56) **References Cited**

U.S. PATENT DOCUMENTS

| | | | | |
|-----------|----|----------|-----------------|---------|
| 3,577,710 | A | 5/1971 | Feldman | |
| 3,937,967 | A | 2/1976 | Steinitz | |
| D313,845 | S | * 1/1991 | Sullivan et al. | D23/366 |
| 5,256,377 | A | 10/1993 | Nakamaru et al. | |
| 5,266,090 | A | 11/1993 | Burnett | |
| 5,667,564 | A | 9/1997 | Weinberg | |
| D392,030 | S | * 3/1998 | Nystrom | D23/355 |
| D397,777 | S | * 9/1998 | Mack, Jr. | D23/354 |
| 6,090,188 | A | 7/2000 | Yang et al. | |
| D433,494 | S | 11/2000 | Pinchuk et al. | |
| D436,701 | S | * 1/2001 | Salo et al. | D32/25 |
| D437,039 | S | 1/2001 | Yamazaki et al. | |
| D455,485 | S | * 4/2002 | Hensel | D23/366 |
| D461,002 | S | 7/2002 | Christianson | |
| 6,527,838 | B1 | 3/2003 | Volo et al. | |
| 6,645,271 | B1 | 11/2003 | Seguin et al. | |
| 6,685,760 | B1 | 2/2004 | Huehn et al. | |
| 6,773,477 | B1 | 8/2004 | Lindsay | |

| | | | | |
|--------------|----|----------|---------------|---------|
| D497,985 | S | 11/2004 | Christianson | |
| D506,249 | S | 6/2005 | Christianson | |
| 6,929,684 | B1 | * 8/2005 | Chang et al. | 55/471 |
| D514,678 | S | * 2/2006 | Julos et al. | D23/364 |
| 2003/0206839 | A1 | 11/2003 | Taylor et al. | |
| 2004/0118288 | A1 | 6/2004 | Kim et al. | |
| 2005/0089452 | A1 | 4/2005 | Huang | |

* cited by examiner

Primary Examiner—Brian N Vinson

(74) *Attorney, Agent, or Firm*—Bell Boyd & Lloyd LLC

(57) **CLAIM**

The ornamental design for a air system attachment, as shown and described.

DESCRIPTION

FIG. 1 is a perspective view of the present air system attachment connected to an air purifier, wherein the portions of the air system attachment and the air purifier shown in phantom are not part of the design sought to be patented and are provided for environmental purposes only.

FIG. 2 is a perspective view of the air system attachment shown in FIG. 1, wherein the portion of the air system attachment shown in phantom is not part of the design sought to be patented and is provided for environmental purposes only.

FIG. 3 is a front view of the air system attachment shown in FIG. 1, wherein the portion of the air system attachment shown in phantom is not part of the design sought to be patented and is provided for environmental purposes only.

FIG. 4 is a rear view of the air system attachment shown in FIG. 1, wherein the portion of the air system attachment shown in phantom is not part of the design sought to be patented and is provided for environmental purposes only.

FIG. 5 is a top view of the air system attachment shown in FIG. 1; and,

FIG. 6 is a left side view of the air system attachment shown in FIG. 1.

1 Claim, 4 Drawing Sheets

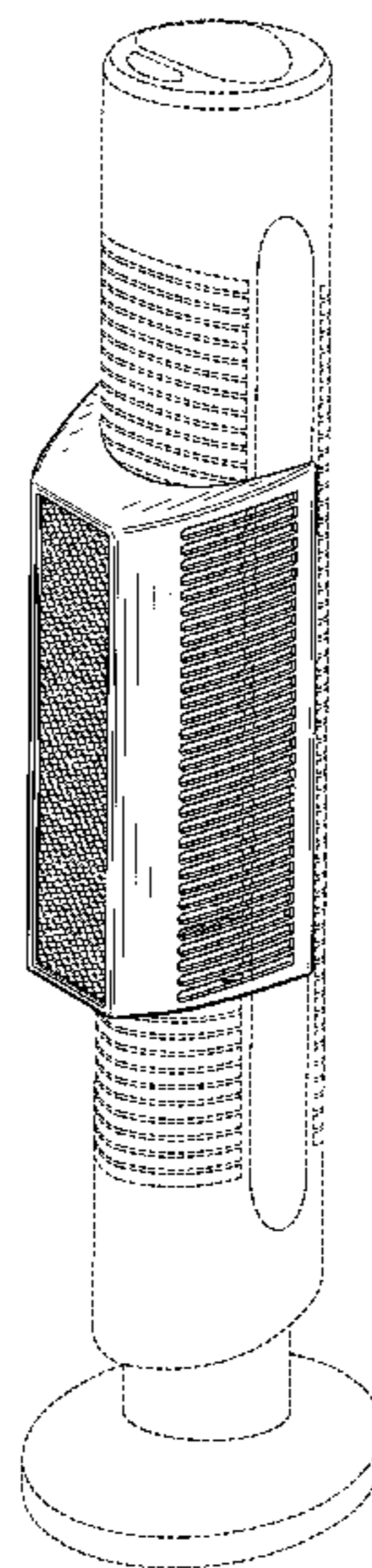


FIG.1

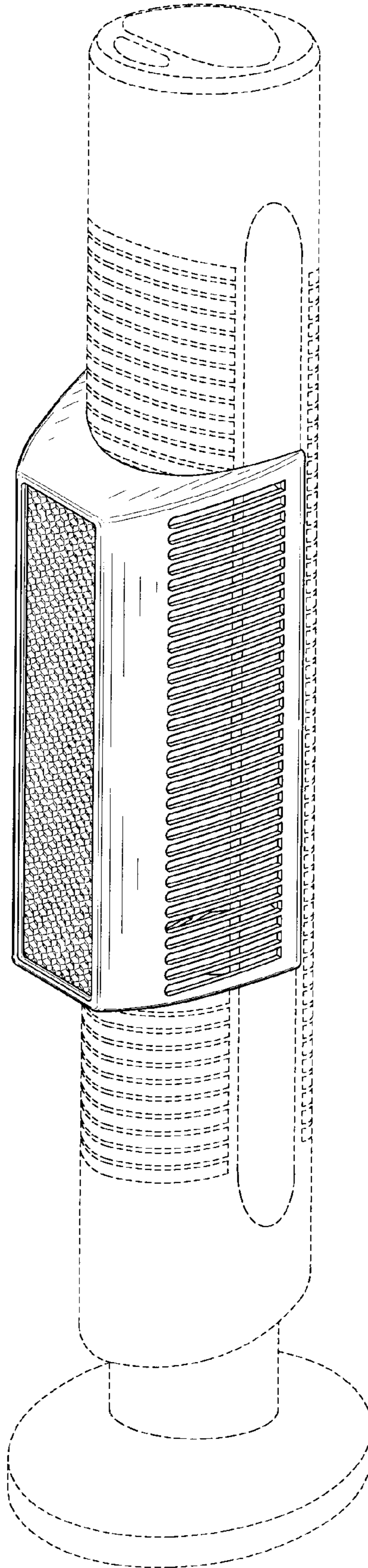


FIG. 2

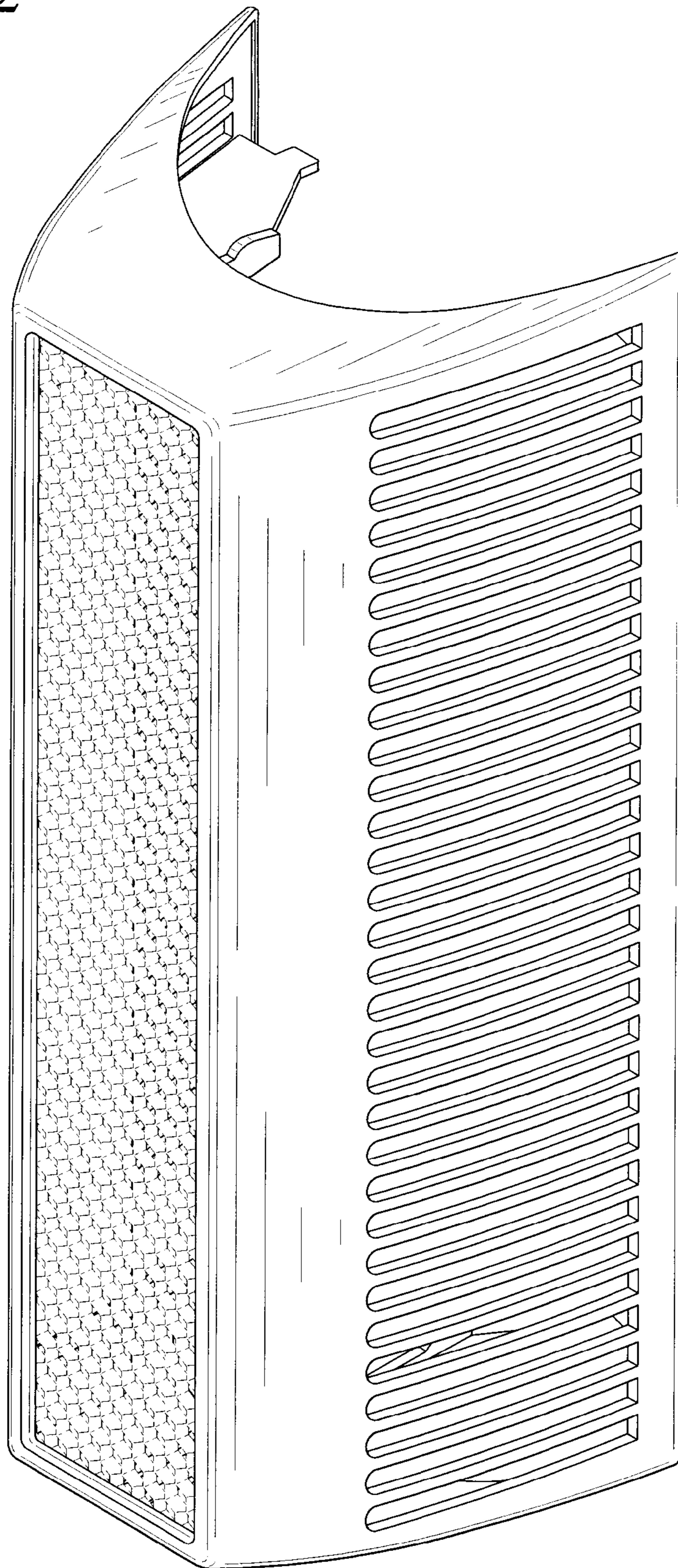


FIG. 3

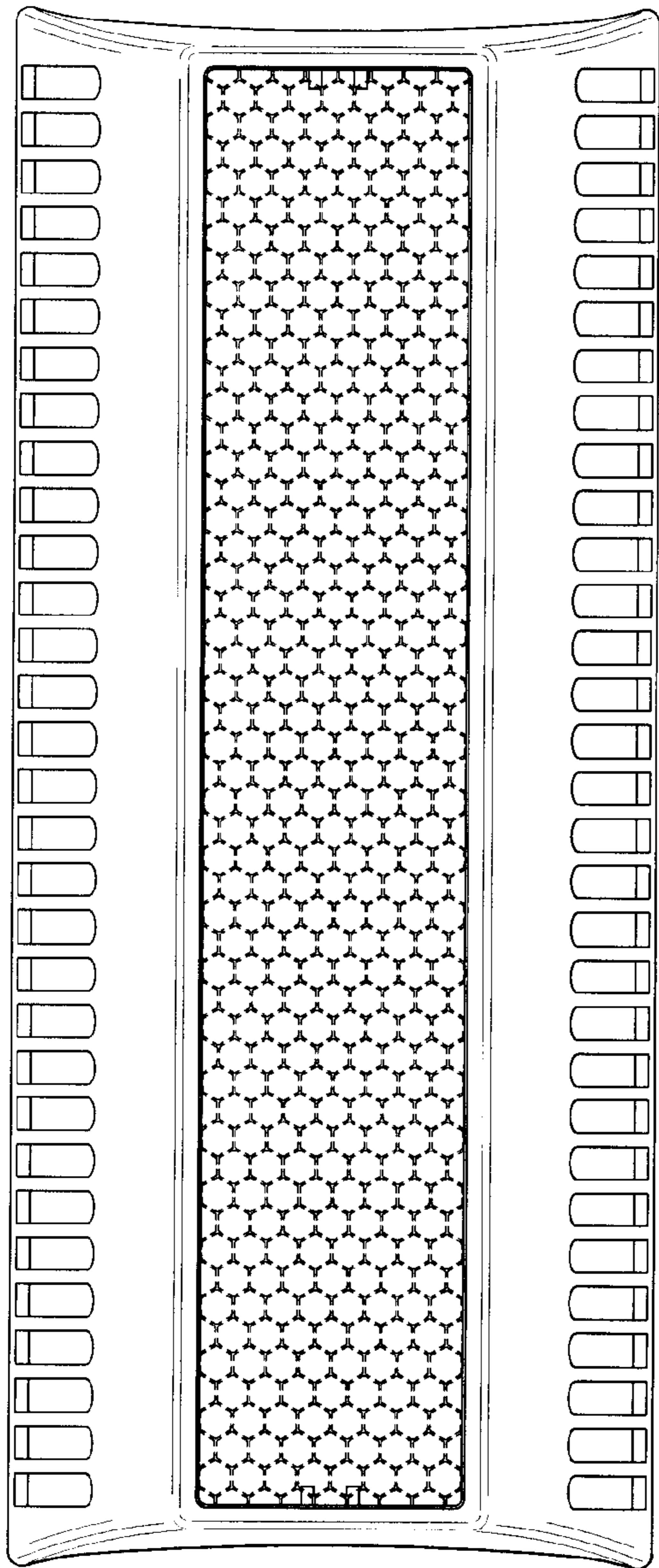


FIG. 4




FIG.5

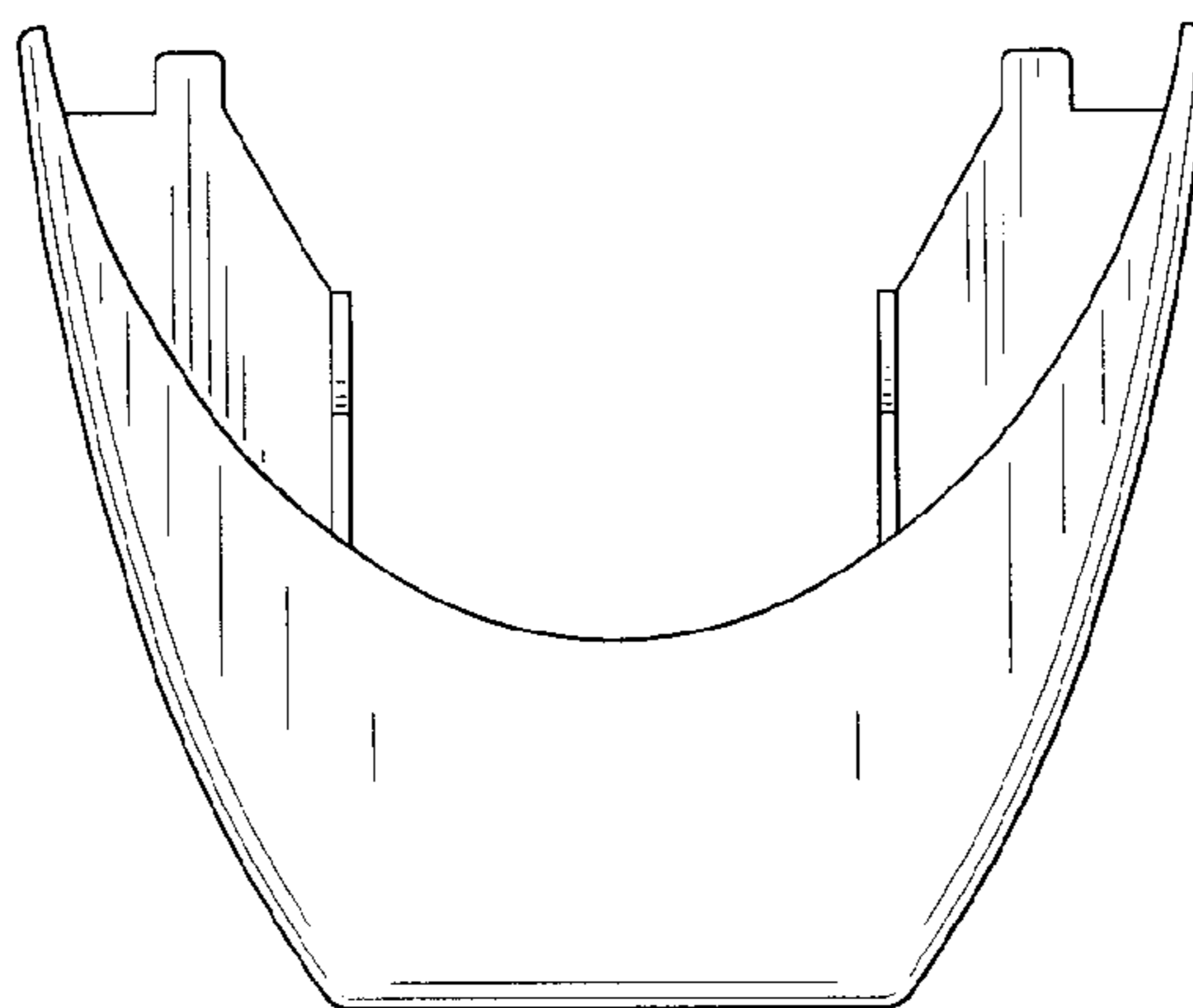


FIG.6

