



US00D526396S

(12) **United States Design Patent** (10) **Patent No.:** **US D526,396 S**
Blateri (45) **Date of Patent:** **** Aug. 8, 2006**

(54) **HEATER FAN**
(76) Inventor: **Frank Blateri**, 191 Chaucer Ct.,
Coppell, TX (US) 76019
(**) Term: **14 Years**
(21) Appl. No.: **29/205,613**
(22) Filed: **May 18, 2004**
(51) **LOC (8) Cl.** **23-03**
(52) **U.S. Cl.** **D23/335**
(58) **Field of Classification Search** D23/332,
D23/314, 335-338, 340-345, 349-350; 392/360,
392/365-369, 373-376; 312/326; 126/110 B,
126/90 A, 92 A
See application file for complete search history.

D423,663 S 4/2000 Rossman et al.
D424,683 S 5/2000 Bellil et al.
D427,674 S 7/2000 Moreno
D429,808 S 8/2000 Krauss
D433,497 S 11/2000 Hotaling et al.
D440,648 S 4/2001 Lee et al.
D441,065 S 4/2001 Ediger et al.
D444,871 S 7/2001 Wilson, Jr.
D447,552 S 9/2001 Lee et al.
D448,461 S 9/2001 Toro
6,285,829 B1 9/2001 Smith
D451,594 S 12/2001 Chen et al.
D451,595 S 12/2001 Chen et al.
D454,392 S 3/2002 Shapiro
D456,066 S 4/2002 Ching
D459,454 S 6/2002 Shapiro
D460,816 S 7/2002 Mavridis et al.
D466,599 S 12/2002 Bragg et al.
D468,818 S 1/2003 Chuang et al.
D479,593 S * 9/2003 Fok D23/336
D483,851 S * 12/2003 Fok D23/336
D486,217 S * 2/2004 Shapiro D23/336

(56) **References Cited**
U.S. PATENT DOCUMENTS

D151,015 S 9/1948 Stiles
D267,970 S * 2/1983 Gronwick D23/336
D284,787 S * 7/1986 Nakamura D23/340
4,703,152 A 10/1987 Shih-Chin
D309,182 S 7/1990 Hsu
D323,708 S 2/1992 Wang
D329,089 S 9/1992 Coup et al.
D343,676 S 1/1994 Lim
D344,527 S 2/1994 Drago et al.
D349,570 S 8/1994 Radtke, Jr.
D359,344 S 6/1995 De'Longhi
D395,080 S 6/1998 Jane et al.
D395,490 S 6/1998 Jane' et al.
D396,527 S 7/1998 Boyle et al.
D398,983 S 9/1998 Keller et al.
D402,742 S 12/1998 Chen
D405,520 S 2/1999 Birdsell
D408,907 S 4/1999 Moreno
D421,114 S 2/2000 Lozzio et al.
D421,646 S 3/2000 Palma et al.
D422,073 S 3/2000 Lozzio et al.

FOREIGN PATENT DOCUMENTS

GB 2039684 11/1994

* cited by examiner

Primary Examiner—Brian N Vinson
(74) *Attorney, Agent, or Firm*—Haynes and Boone, LLP

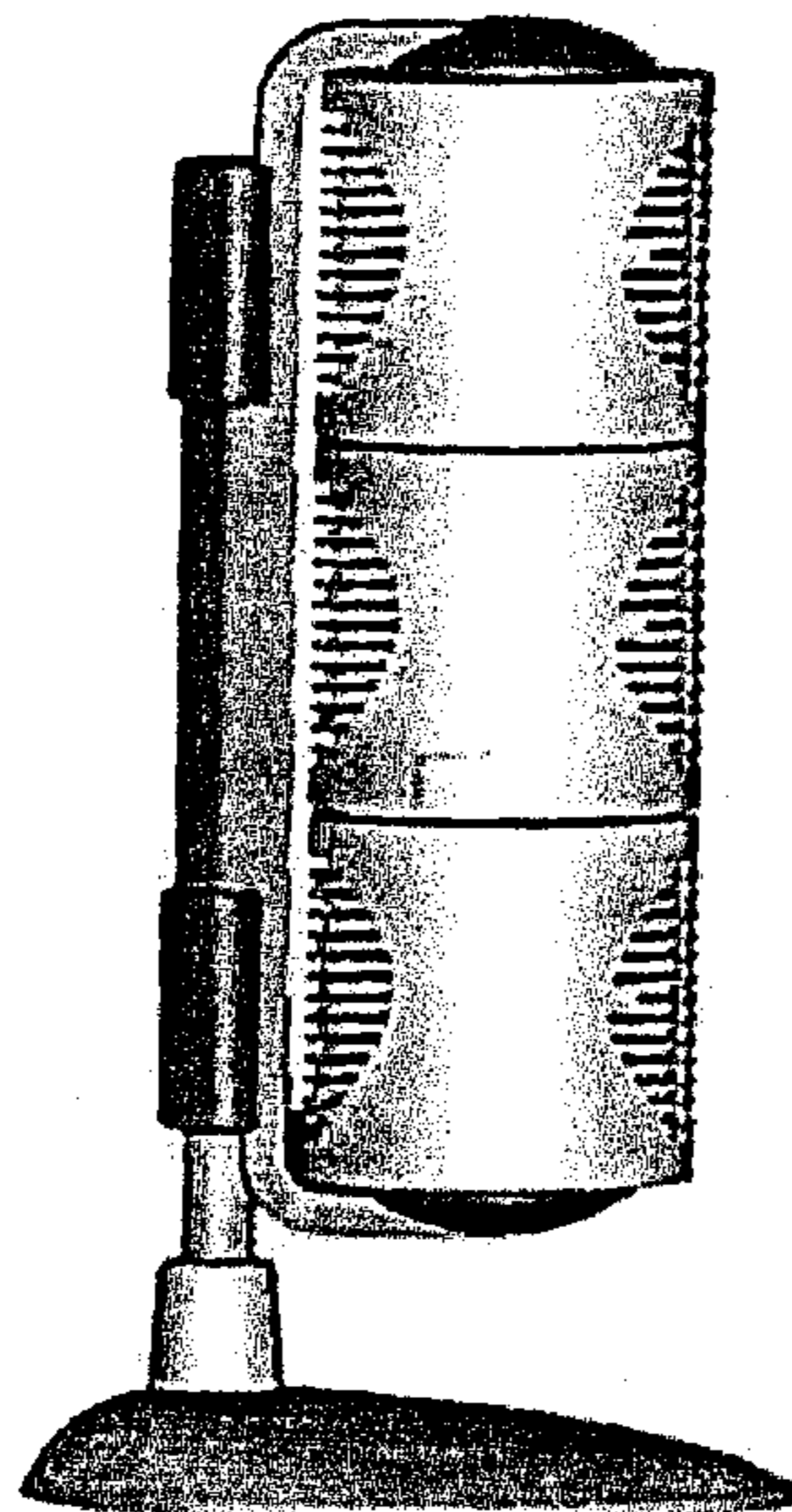
(57) **CLAIM**

The ornamental design for a heater fan, as shown and described.

DESCRIPTION

FIG. 1 is an front elevation view of the heater fan showing my new design;
FIG. 2 is a right side elevation view thereof; and,
FIG. 3 is a left side elevation view of the heater fan showing my new design.

1 Claim, 1 Drawing Sheet






Fig. 1

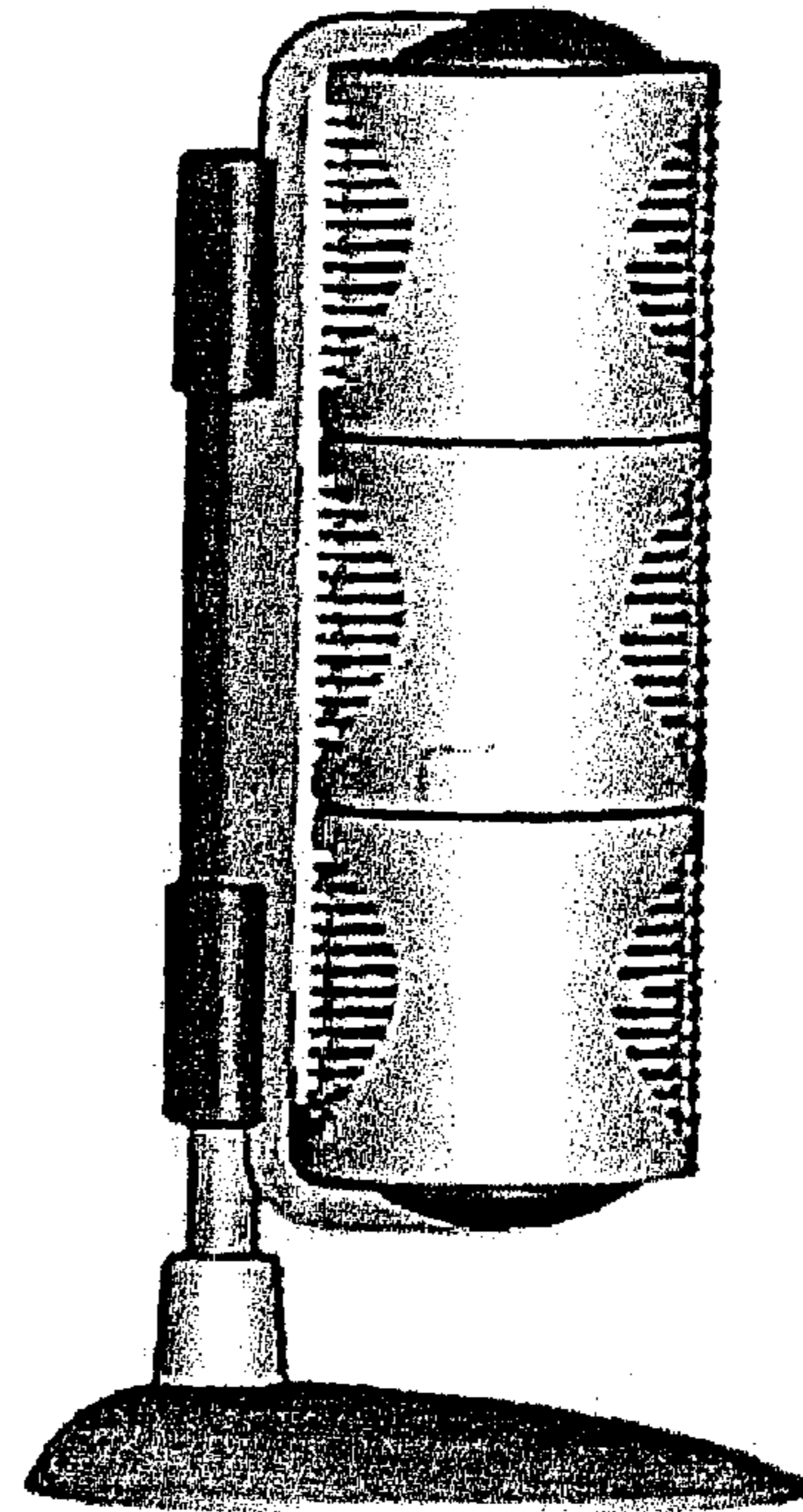


Fig. 2




Fig. 3

UNITED STATES PATENT AND TRADEMARK OFFICE
CERTIFICATE OF CORRECTION

PATENT NO. : Des. 526,396 S
APPLICATION NO. : 29/205613
DATED : August 8, 2006
INVENTOR(S) : Blateri

Page 1 of 3

It is certified that error appears in the above-identified patent and that said Letters Patent is hereby corrected as shown below:

THE TITLE PAGE SHOWING ILLUSTRATIVE FIGURE, SHOULD BE DELETED
AND SUBSTITUTE THEREFORE THE ATTACHED TITLE PAGE

DELETE DRAWING SHEET 1 AND **SUBSTITUTE** THEREFORE THE DRAWING
SHEET CONSISTING OF FIGS 1-3 AS SHOWN ON THE ATTACHED PAGE.

Signed and Sealed this

Seventh Day of August, 2007

A handwritten signature in black ink on a light gray dotted background. The signature reads "Jon W. Dudas" in a cursive style.

JON W. DUDAS

Director of the United States Patent and Trademark Office

(12) **United States Design Patent** (10) Patent No.: **US D526,396 S**
Blateri (45) Date of Patent: **** Aug. 8, 2006**

(54) **HEATER FAN**

(76) Inventor: **Frank Blateri, 191 Chaucer Ct.,
 Coppel, TX (US) 76019**

(**) Term: **14 Years**

(21) Appl. No.: **29/205,613**

(22) Filed: **May 18, 2004**

(51) LOC (8) CL **23-03**

(52) U.S. CL **D23/335**

(58) Field of Classification Search **D23/332,
 D23/314, 335-338, 340-345, 349-350, 392/360,
 392/365-369, 373-376; 312/326; 126/110 B,
 126/90 A, 92 A**

See application file for complete search history.

(56) **References Cited**

U.S. PATENT DOCUMENTS

D151,015 S 9/1948 Stiles
 D267,979 S * 2/1983 Gronwick D23/336
 D284,787 S * 7/1986 Nakamura D23/340
 4,703,152 A 10/1987 Shih-Chin
 D309,182 S 7/1990 Hsu
 D323,708 S 2/1992 Wang
 D329,089 S 9/1992 Coup et al.
 D343,676 S 1/1994 Lim
 D344,527 S 2/1994 Drago et al.
 D349,570 S 8/1994 Radtke, Jr.
 D359,344 S 6/1995 De'Longhi
 D395,080 S 6/1998 Jaso et al.
 D395,490 S 6/1998 Jaso et al.
 D396,527 S 7/1998 Boyle et al.
 D398,983 S 9/1998 Keller et al.
 D402,742 S 12/1998 Chen
 D405,520 S 2/1999 Birdsall
 D408,907 S 4/1999 Moreno
 D421,114 S 2/2000 Lozzio et al.
 D421,646 S 3/2000 Palma et al.
 D422,073 S 3/2000 Lozzio et al.

D423,663 S 4/2000 Roisman et al.
 D424,683 S 5/2000 Bellil et al.
 D427,674 S 7/2000 Moreno
 D429,808 S 8/2000 Krauss
 D433,497 S 11/2000 Hotaling et al.
 D440,648 S 4/2001 Lee et al.
 D441,065 S 4/2001 Ediger et al.
 D444,871 S 7/2001 Wilson, Jr.
 D447,552 S 9/2001 Lee et al.
 D448,461 S 9/2001 Toro
 6,285,829 B1 9/2001 Smith
 D451,594 S 12/2001 Chen et al.
 D451,595 S 12/2001 Chen et al.
 D454,392 S 3/2002 Shapiro
 D456,866 S 4/2002 Ching
 D459,454 S 6/2002 Shapiro
 D460,816 S 7/2002 Mavridis et al.
 D465,399 S 12/2002 Bragg et al.
 D468,818 S 1/2003 Chuang et al.
 D479,593 S * 9/2003 Fok D23/336
 D483,851 S * 12/2003 Fok D23/336
 D486,217 S * 2/2004 Shapiro D23/336

FOREIGN PATENT DOCUMENTS

GB 2039684 11/1994

* cited by examiner

Primary Examiner--Brian N Vinson
 (7A) Attorney, Agent, or Firm--Haynes and Boone, LLP

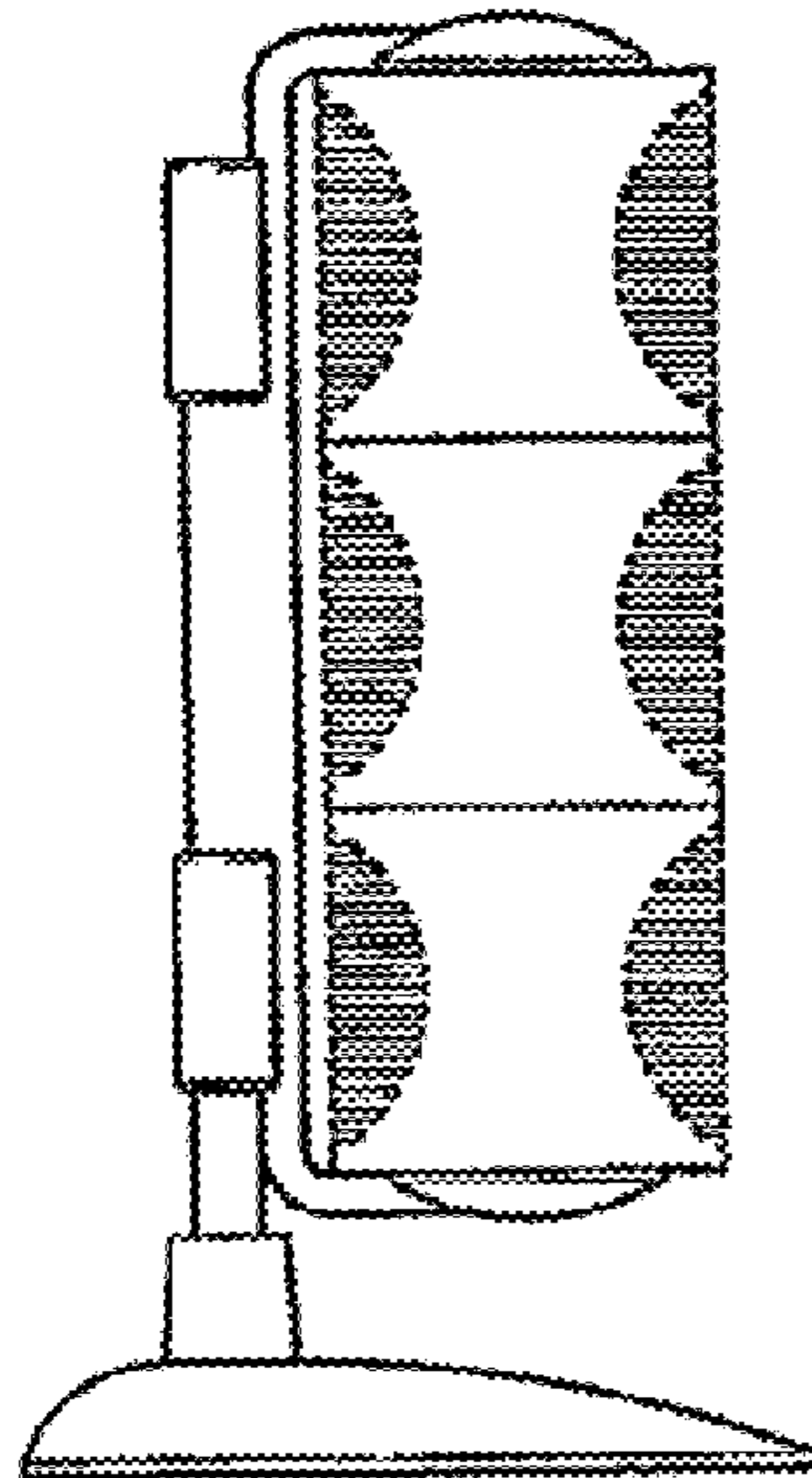
(57) **CLAIM**

The ornamental design for a heater fan, as shown and described.

DESCRIPTION

FIG. 1 is an front elevation view of the heater fan showing my new design;
 FIG. 2 is a right side elevation view thereof; and,
 FIG. 3 is a left side elevation view of the heater fan showing my new design.

1 Claim, 1 Drawing Sheet



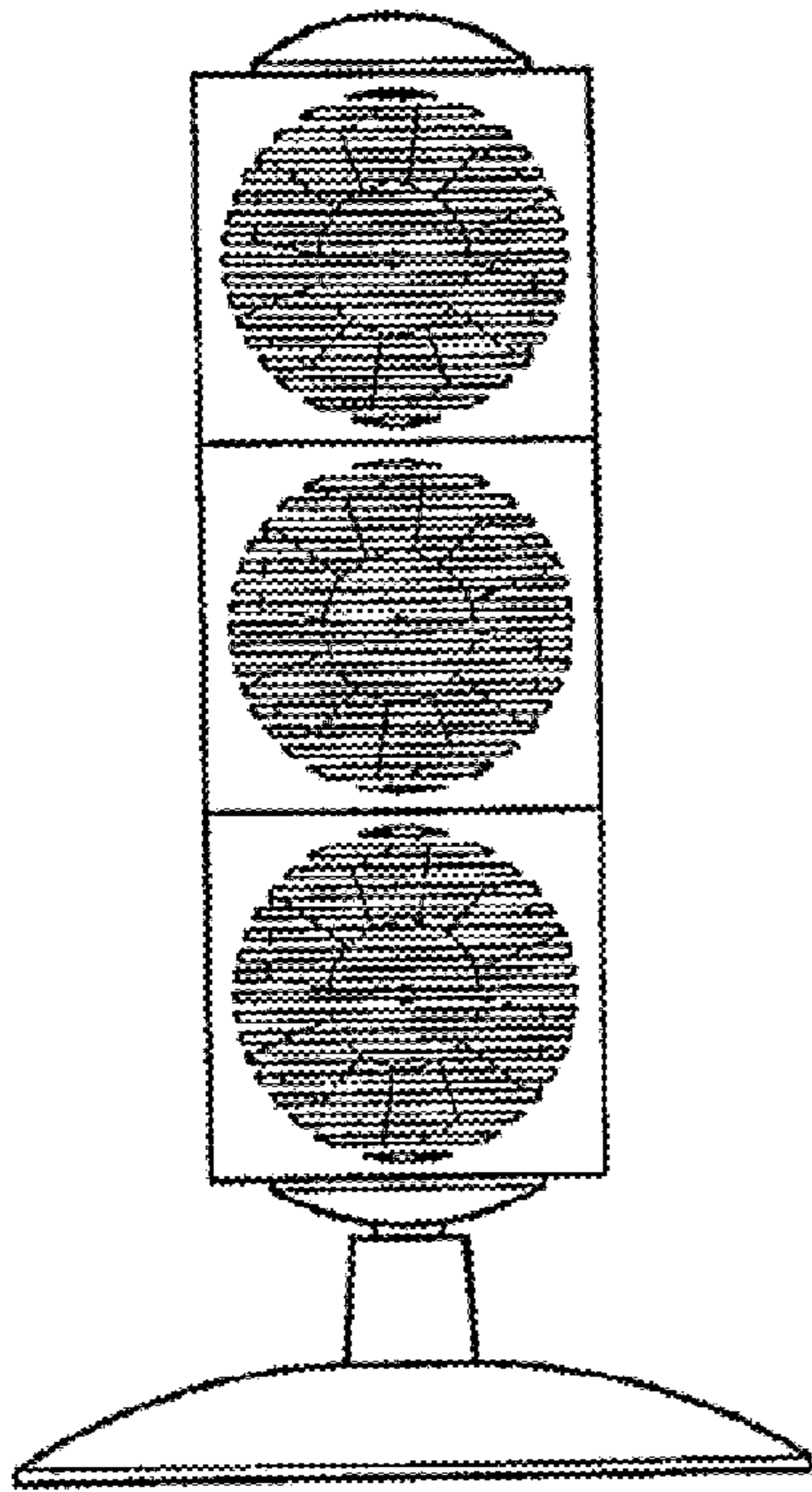


Fig. 1

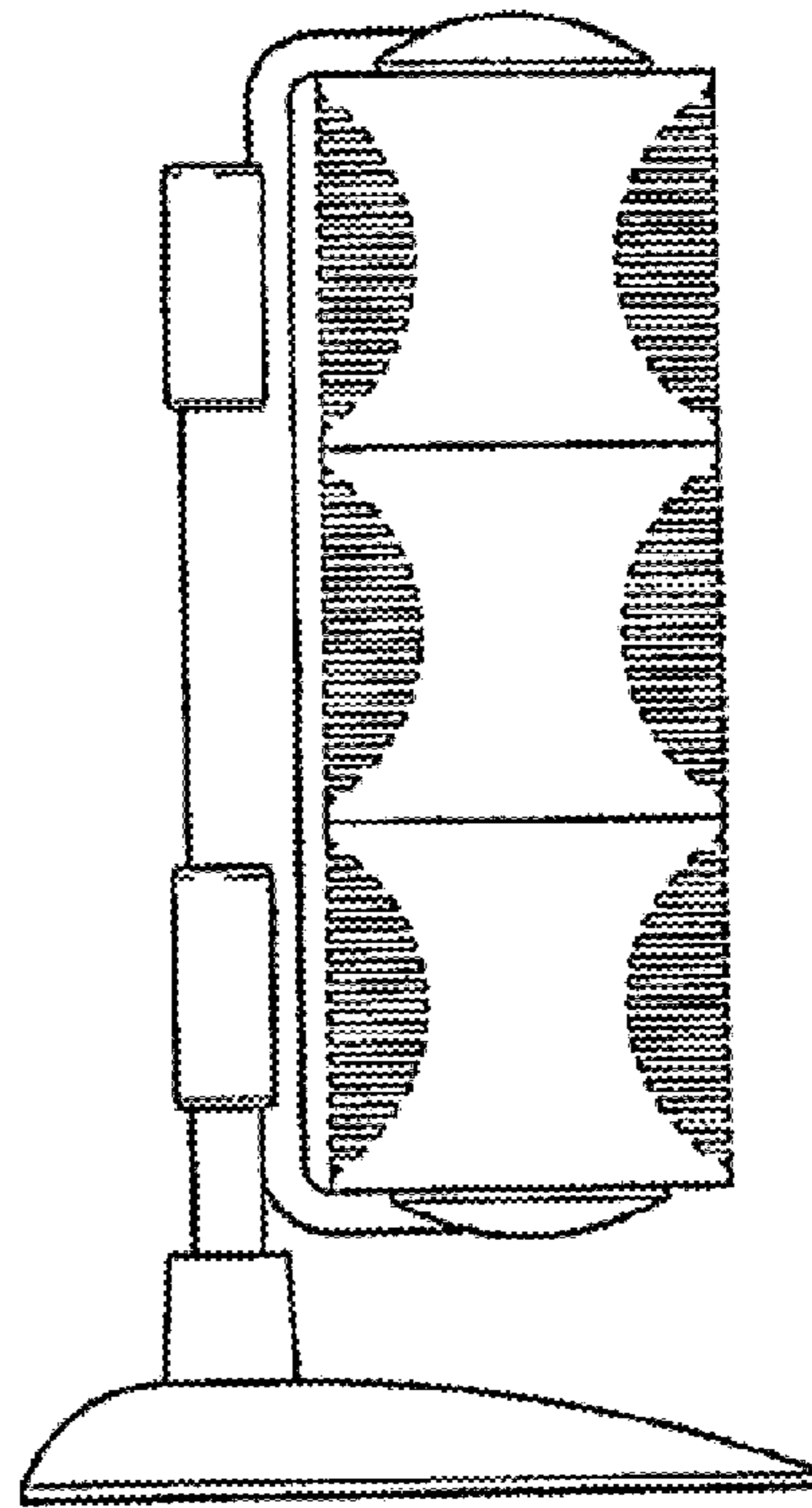


Fig. 2

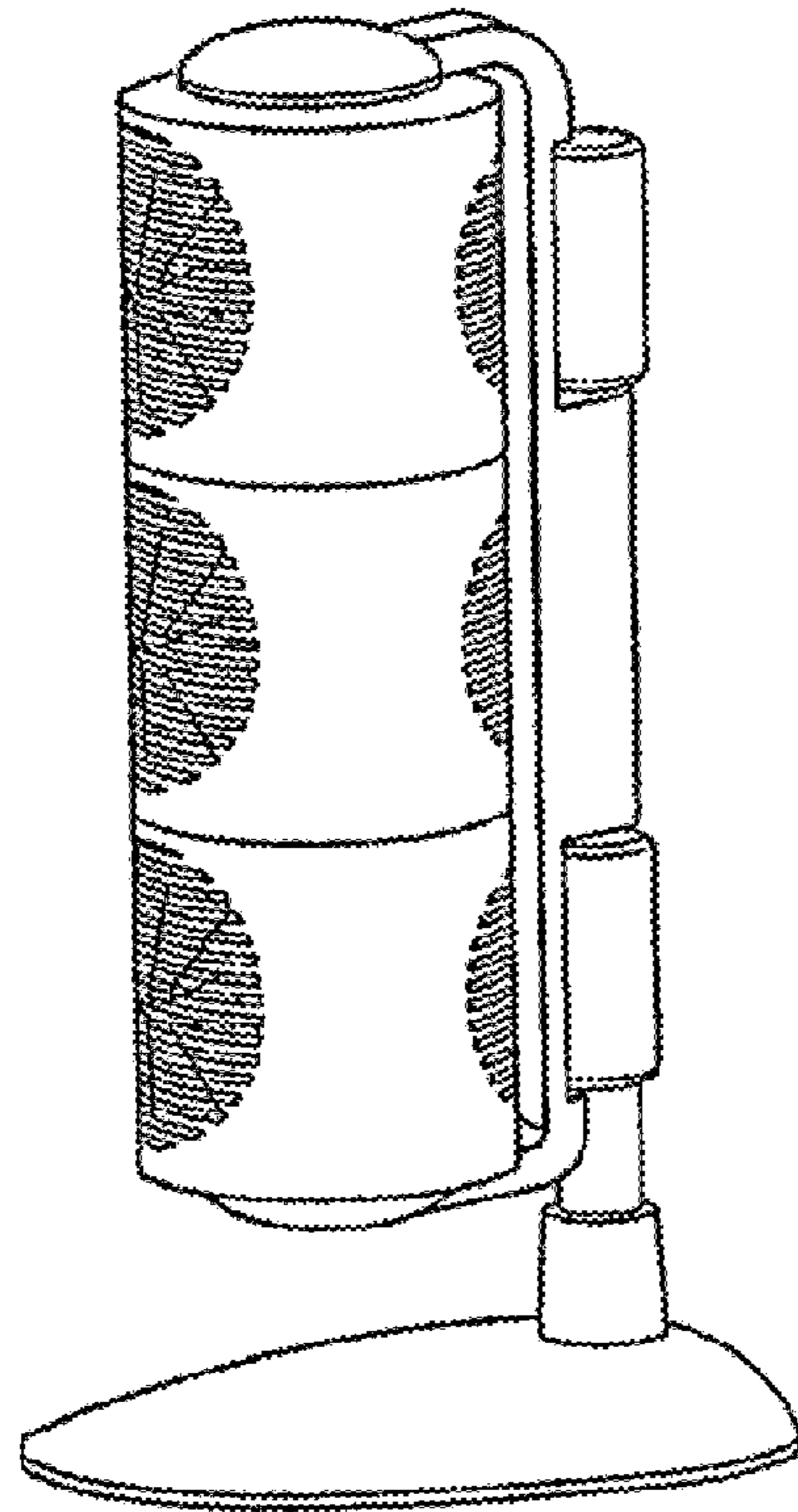


Fig. 3