

US00D526389S

(12) **United States Design Patent**
Lammel et al.

(10) **Patent No.:** **US D526,389 S**

(45) **Date of Patent:** **** Aug. 8, 2006**

(54) **FAUCET WITH SWIVEL SPOUT**

D482,102 S * 11/2003 Wettstein et al. D23/238

(75) Inventors: **Michael Lammel**, Aachen (DE);
Michael Zeisel, Aachen (DE)

* cited by examiner

(73) Assignee: **KWC AG**, Unterkulm (CH)

Primary Examiner—Louis S. Zarfes

Assistant Examiner—Gregory Andoll

(**) Term: **14 Years**

(74) *Attorney, Agent, or Firm*—Oblon, Spivak, McClelland,
Maier & Neustadt, P.C.

(21) Appl. No.: **29/222,515**

(22) Filed: **Feb. 2, 2005**

(57) **CLAIM**

(30) **Foreign Application Priority Data**

The ornamental design for a faucet with swivel spout, as shown.

Aug. 3, 2004 (CH) 130883

DESCRIPTION

(51) **LOC (8) Cl.** **23-01**

(52) **U.S. Cl.** **D23/238**

(58) **Field of Classification Search** D23/238–257;
4/675; 137/801

FIG. 1 is a right front perspective view of a faucet with swivel spout, showing our design;

FIG. 2 is a left rear elevational view thereof;

See application file for complete search history.

FIG. 3 is a top plan view thereof; and,


FIG. 4 is a right side elevational view thereof.

(56) **References Cited**

U.S. PATENT DOCUMENTS

D466,979 S * 12/2002 Shulz D23/238

1 Claim, 4 Drawing Sheets






FIG. 1

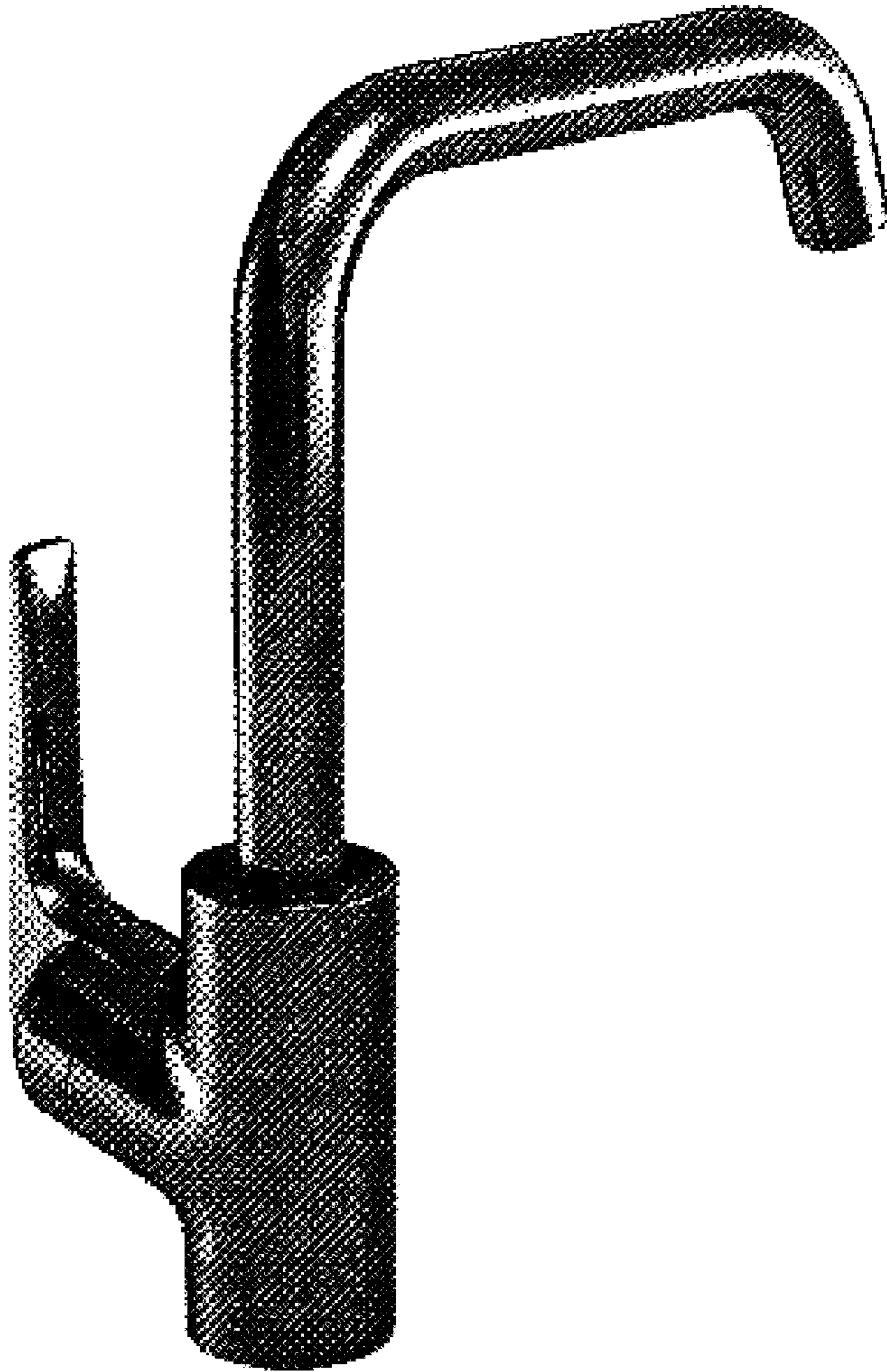


FIG. 2




FIG. 3




FIG. 4