

US00D526378S

(12) **United States Design Patent**  
**Blanks**

(10) **Patent No.:** **US D526,378 S**

(45) **Date of Patent:** **\*\* Aug. 8, 2006**

(54) **GOLF PITCH MARK REPAIR TOOL**

D340,755 S \* 10/1993 Shearer ..... D21/793

(76) Inventor: **Paul Michael Blanks**, 8761 Roberts Rd., Galloway, OH (US) 43119

\* cited by examiner

*Primary Examiner*—Mitchell Siegel

(74) *Attorney, Agent, or Firm*—Thomas S. Baker, Jr.

(\*\*) Term: **14 Years**

(57) **CLAIM**

(21) Appl. No.: **29/232,720**

The ornamental design for a golf pitch mark repair tool, as shown and described.

(22) Filed: **Jun. 23, 2005**

**DESCRIPTION**

(51) **LOC (8) Cl.** ..... **21-02**

FIG. 1 is a left side view of the instant invention with the right side view being a mirror image thereof;

(52) **U.S. Cl.** ..... **D21/793**

FIG. 2 is a left end view of the golf pitch mark repair tool of the subject invention;

(58) **Field of Classification Search** ..... D21/789, D21/793, 794; 473/286, 408  
See application file for complete search history.

FIG. 3 is a top view of the golf pitch mark repair tool of the instant invention;

FIG. 4 is a right end view of the subject invention; and,

FIG. 5 is a bottom view of the golf pitch mark repair tool of the present invention.

(56) **References Cited**

**U.S. PATENT DOCUMENTS**

D233,897 S \* 12/1974 Hart ..... D21/793

**1 Claim, 1 Drawing Sheet**

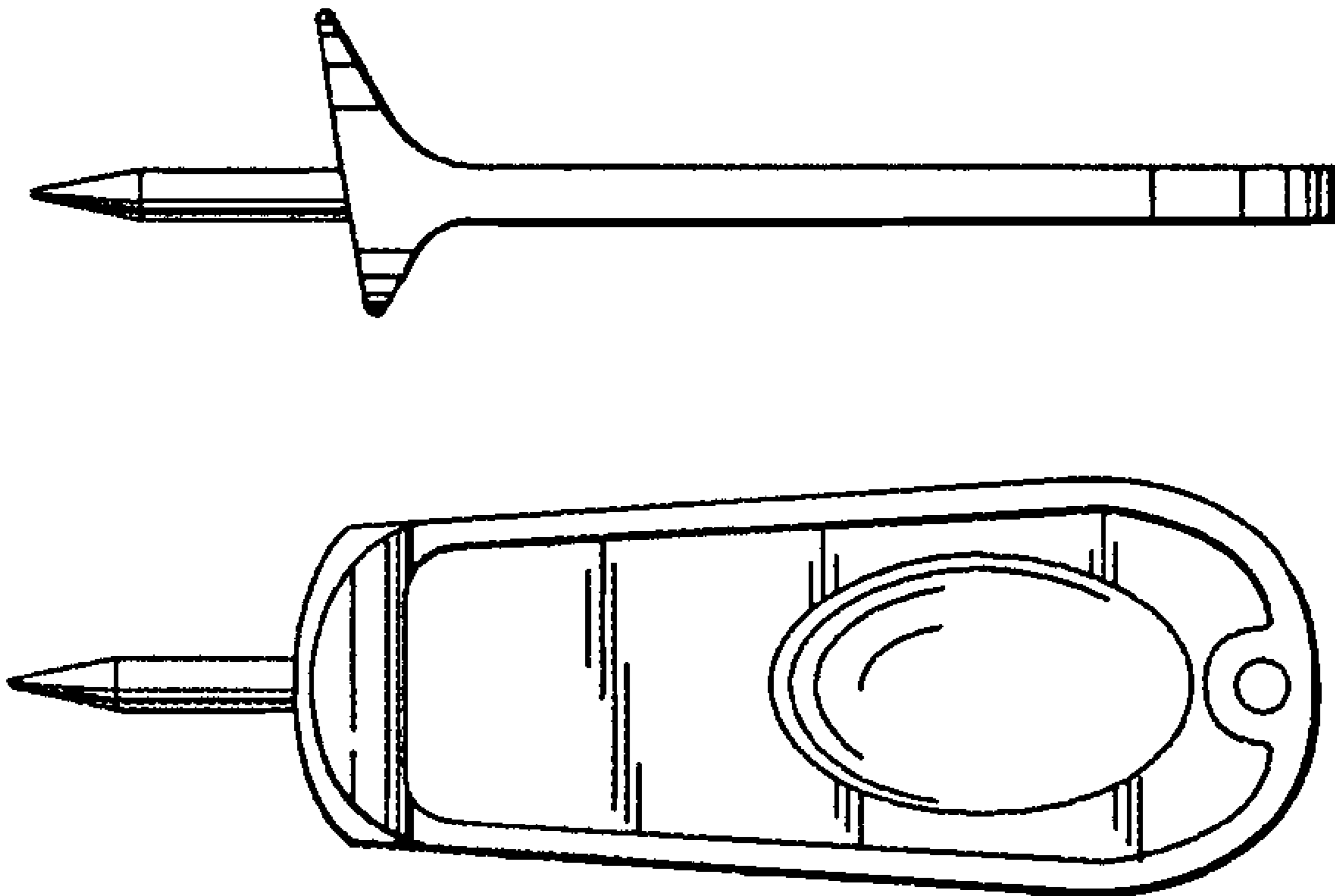




FIG. 1

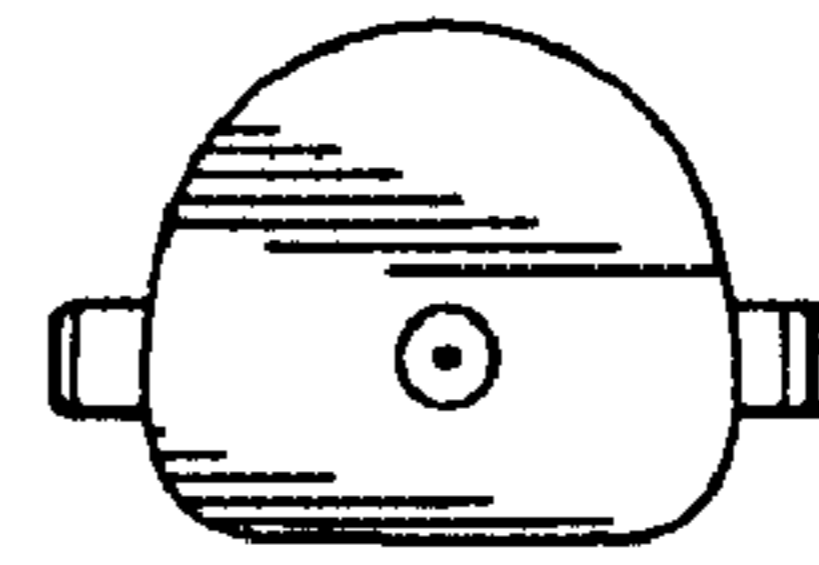


FIG. 2

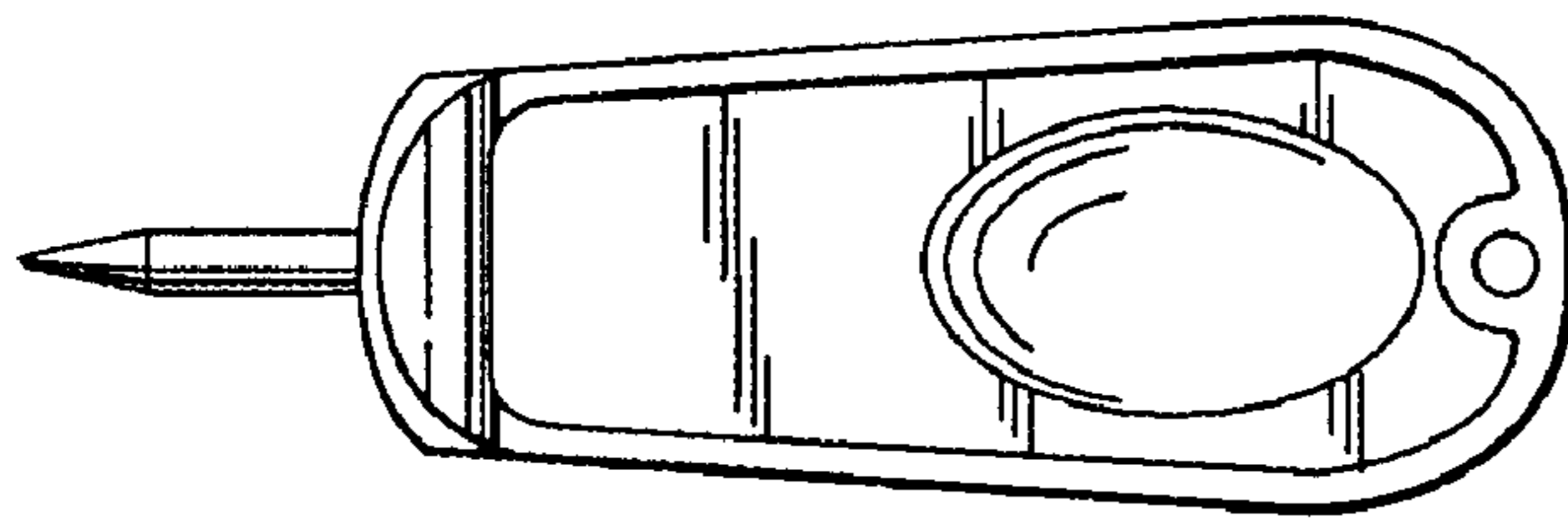


FIG. 3

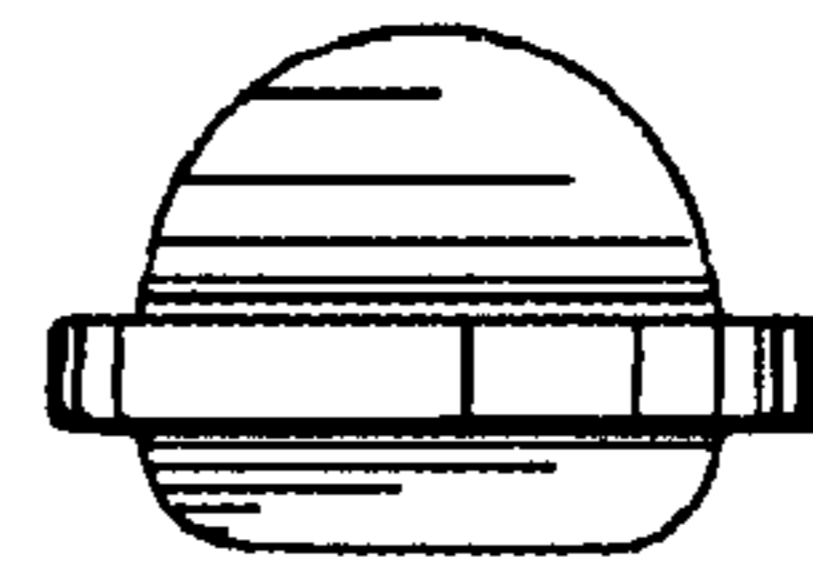


FIG. 4

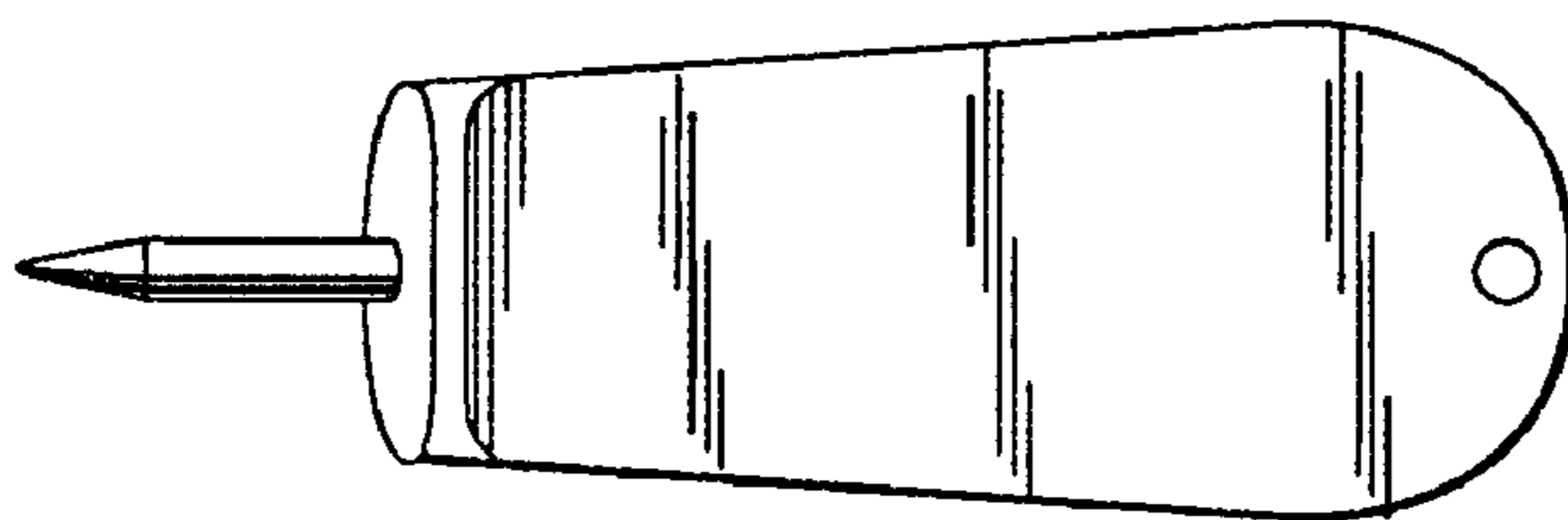


FIG. 5