

US00D526371S

(12) **United States Design Patent**
Bayfield

(10) **Patent No.:** **US D526,371 S**

(45) **Date of Patent:** **** Aug. 8, 2006**

(54) **GOLF TEE**

(76) Inventor: **Martin Bayfield**, 310 Summer La.,
Marlton, NJ (US) 08053

(**) Term: **14 Years**

(21) Appl. No.: **29/236,050**

(22) Filed: **Aug. 10, 2005**

(51) **LOC (8) Cl.** **21-02**

(52) **U.S. Cl.** **D21/718**

(58) **Field of Classification Search** D21/717-720;
473/386-403

See application file for complete search history.

(56) **References Cited**

U.S. PATENT DOCUMENTS

2,155,803	A	*	4/1939	Rider	473/392
2,466,115	A	*	4/1949	MacInnes et al.	473/392
2,839,304	A		6/1958	Lerick		
3,347,551	A	*	10/1967	Dreyfus	473/257
3,424,457	A	*	1/1969	Robertson	473/257
3,575,420	A		4/1971	Turner et al.		
3,743,298	A		7/1973	Reynolds		
D230,168	S	*	1/1974	Redmon	D21/718
4,004,814	A		1/1977	Blair		
4,205,841	A		6/1980	Silva et al.		
D268,438	S	*	3/1983	Morford	D21/718

4,645,208	A		2/1987	Morabeto		
D306,627	S		3/1990	Fox		
D326,129	S	*	5/1992	Hirschmann	D21/718
5,193,803	A		3/1993	Flick		
D346,190	S	*	4/1994	Folker	D21/718
5,571,055	A		11/1996	Lewis et al.		
D415,806	S	*	10/1999	Wang	D21/718
6,004,228	A		12/1999	Adam		
6,500,077	B1		12/2002	Wei		
D491,990	S	*	6/2004	Lu	D21/717

* cited by examiner

Primary Examiner—Catherine Tuttle

(74) *Attorney, Agent, or Firm*—Norman E. Lehrer

(57) **CLAIM**

The ornamental design for a “golf tee,” as shown and described.

DESCRIPTION

FIG. 1 is a front top perspective view of a “golf tee” showing my new design;
FIG. 2 is a front elevational view thereof, the rear elevational view being a mirror image thereof;
FIG. 3 is a top plan view thereof;
FIG. 4 is a right side elevational view thereof;
FIG. 5 is a left side elevational view thereof; and,
FIG. 6 is a bottom plan view.

1 Claim, 2 Drawing Sheets

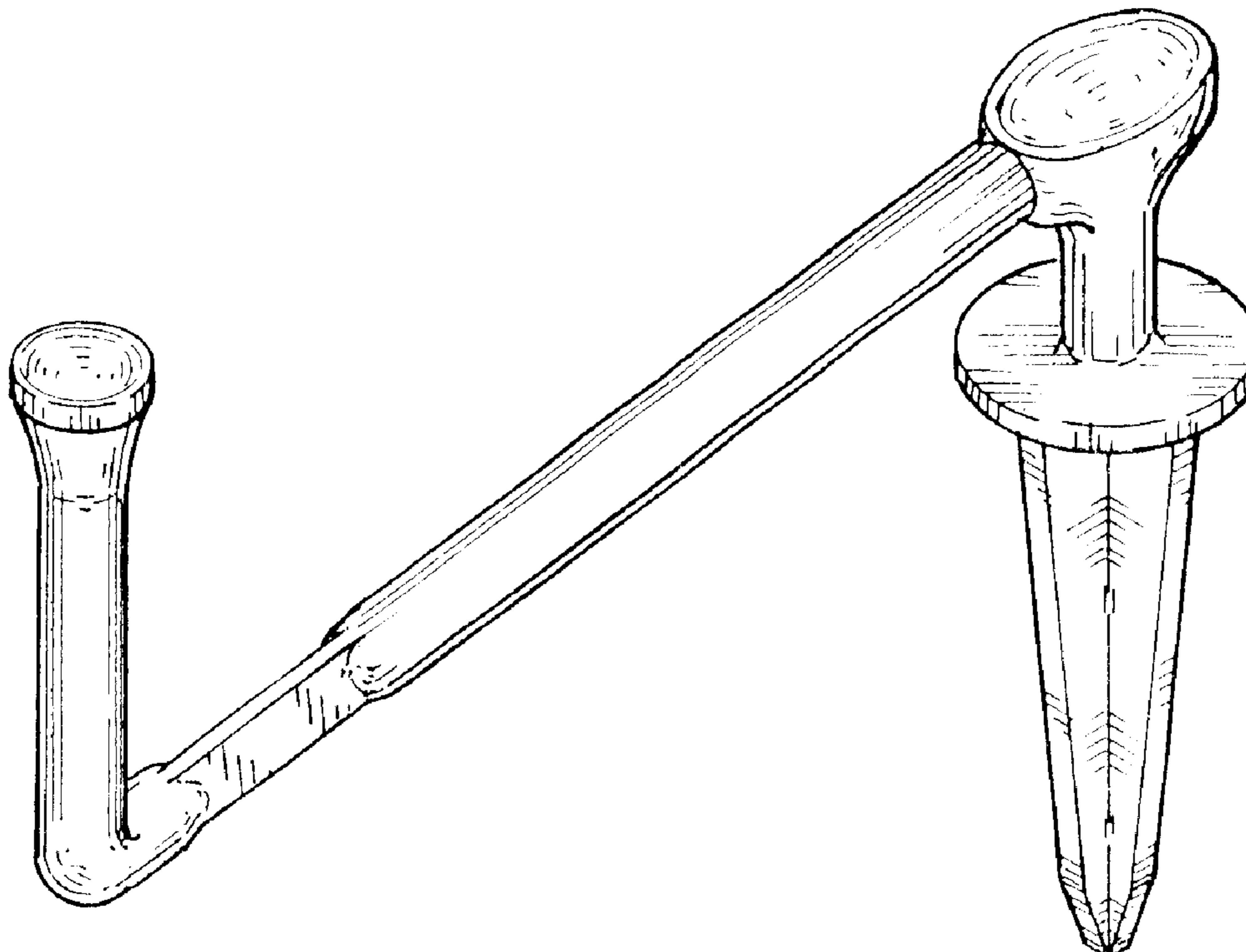


Fig. 1

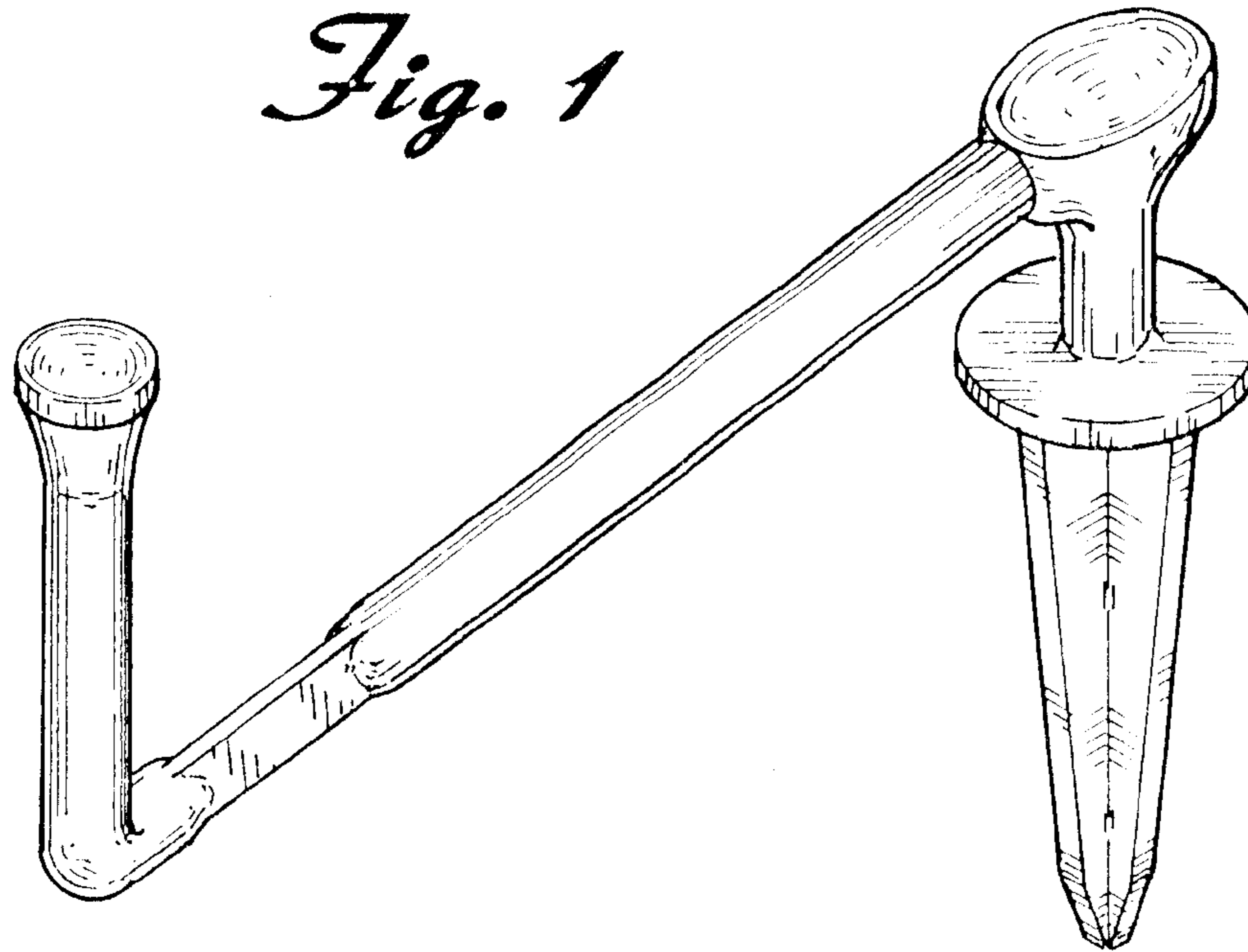


Fig. 2

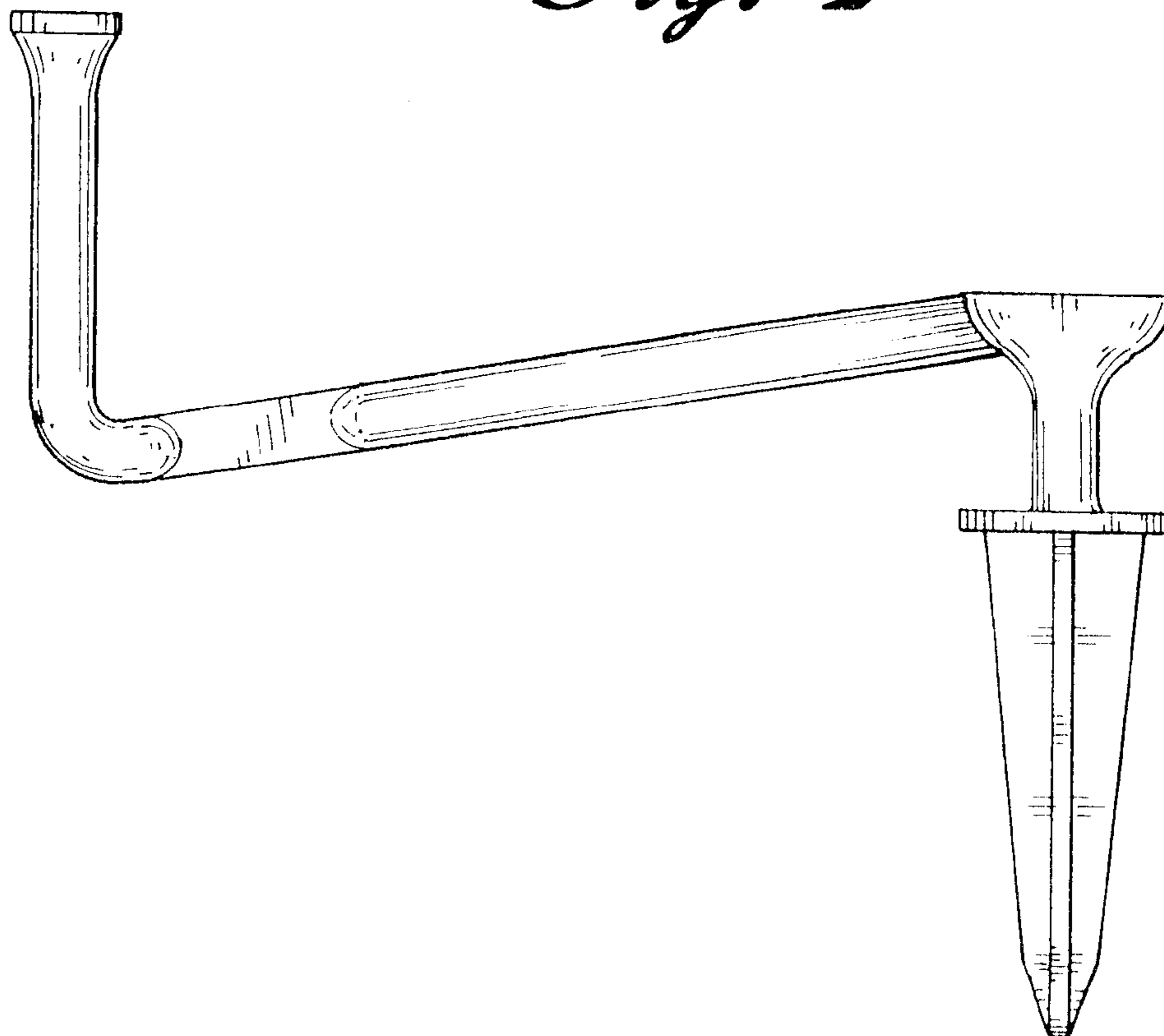


Fig. 3

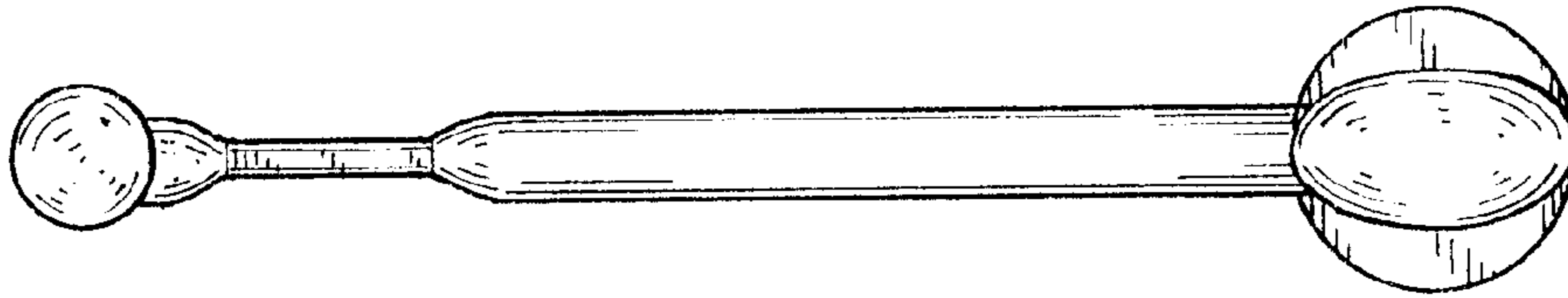


Fig. 4




Fig. 5

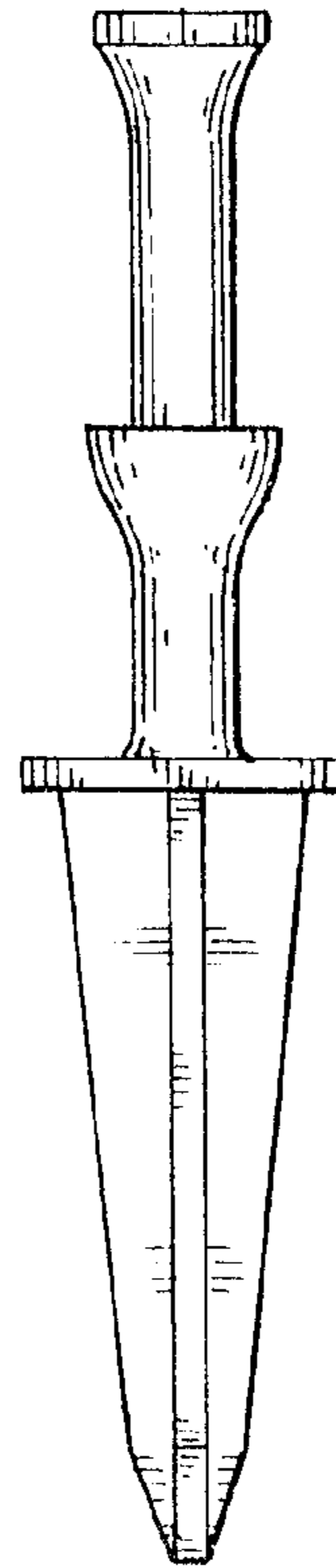


Fig. 6

