



US00D526362S

(12) **United States Design Patent**
Priegel

(10) **Patent No.:** **US D526,362 S**

(45) **Date of Patent:** **** Aug. 8, 2006**

(54) **DISPLAY PLACARD AND STEM**

(76) Inventor: **Jack C. Priegel**, 1343 Emerald Gate
La., El Paso, TX (US) 79936

(**) Term: **14 Years**

(21) Appl. No.: **29/232,655**

(22) Filed: **Jun. 22, 2005**

(51) **LOC (8) Cl.** **20-02**

(52) **U.S. Cl.** **D20/41**

(58) **Field of Classification Search** D20/10,
D20/17, 21, 22, 26, 29, 39, 40, 41, 99; D6/314,
D6/403, 455, 470-472; D9/415, 418, 432;
D11/157; 40/409, 412, 422, 430, 440, 477,
40/602, 603, 606.12, 607.05, 607.09, 612,
40/645, 661.05, 661.11; 362/812; D25/126,
D25/131, 135; D8/1

See application file for complete search history.

(56) **References Cited**

U.S. PATENT DOCUMENTS

D60,887 S	*	4/1922	Tuttle	D19/96
D96,835 S	*	9/1935	Holland	D20/41
D154,723 S	*	8/1949	Stensgaard	D20/21
2,737,743 A	*	3/1956	Knapp	40/587
D185,605 S	*	6/1959	Kaiser	D10/114
D224,628 S	*	8/1972	Lamb	D10/109
D234,443 S	*	3/1975	Golub	D20/42

D360,846 S	*	8/1995	Kallionpaa	D10/114
D400,462 S	*	11/1998	Ivanovic	D10/114
D433,071 S	*	10/2000	Barrett	D20/40
D459,265 S	*	6/2002	Taylor	D10/114
D476,374 S	*	6/2003	Boire	D20/41

* cited by examiner

Primary Examiner—Robert M. Spear

(74) *Attorney, Agent, or Firm*—Fitch, Even, Tabin & Flannery

(57) **CLAIM**

The ornamental design for a display placard and stem, as shown and described.

DESCRIPTION

FIG. 1 is a perspective view of a display placard and stem of my new design;

FIG. 2 is a top plan view of the display placard of FIG. 1; FIG. 3 is a front elevational view of the display placard of FIG. 1, the rear elevational view being an identical image thereof;

FIG. 4 is a side elevational view of the display placard of FIG. 1, the opposite side elevational view being an identical image thereof; and,

FIG. 5 is a bottom plan view of the display placard of FIG. 1.

The broken lines in FIGS. 1 and 3 are for illustrative purposes only and form no part of the claimed design.

1 Claim, 1 Drawing Sheet




FIG. 1

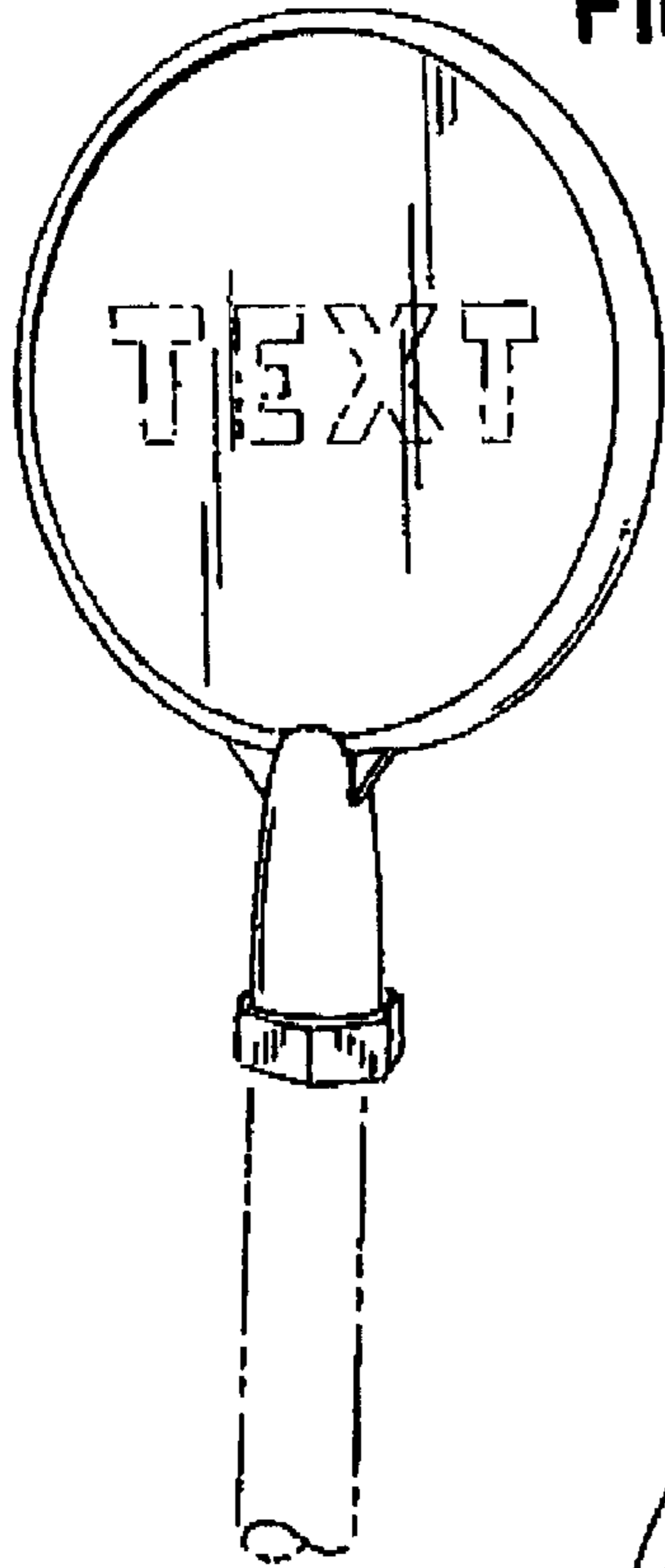


FIG. 2



FIG. 3

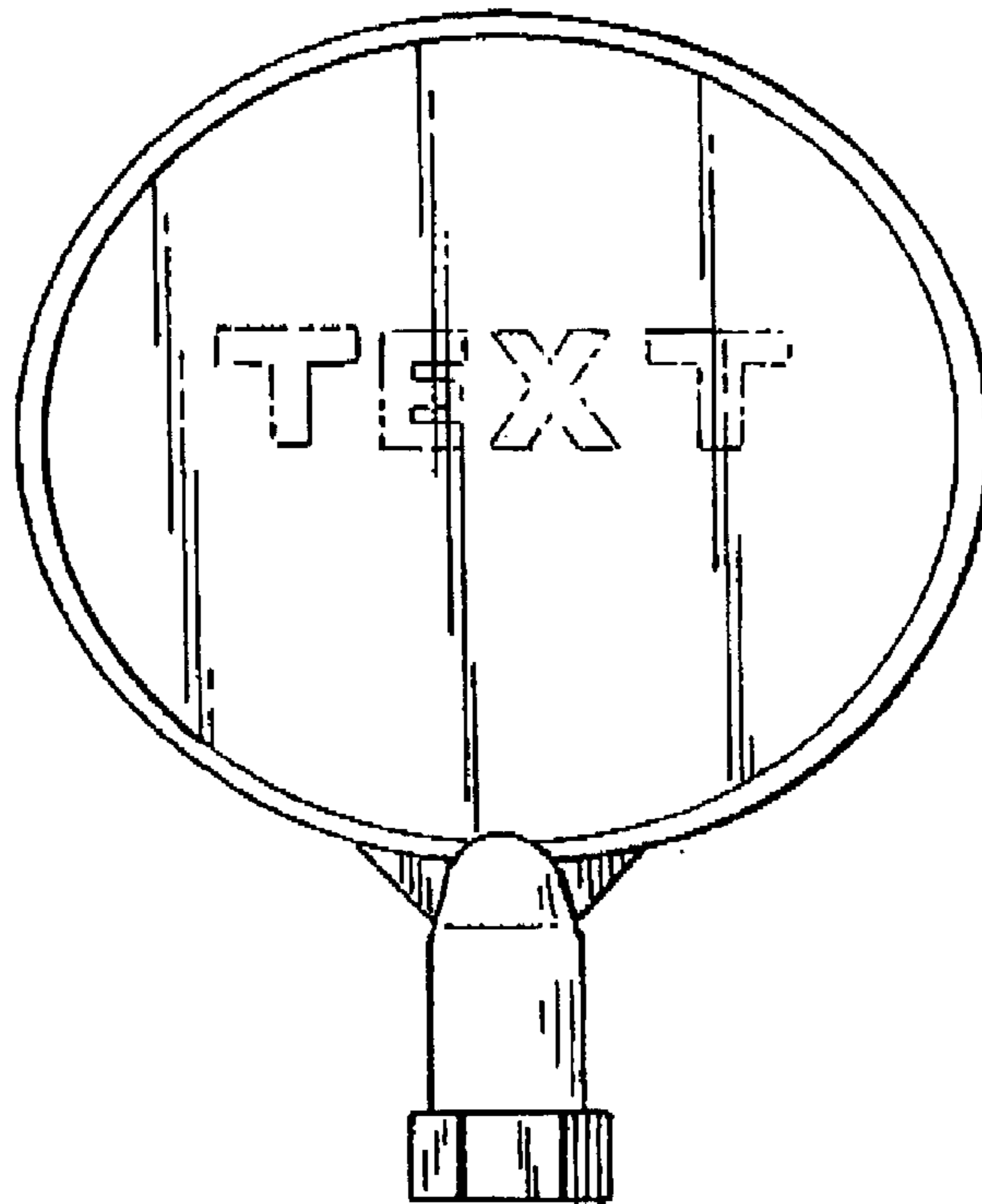


FIG. 4

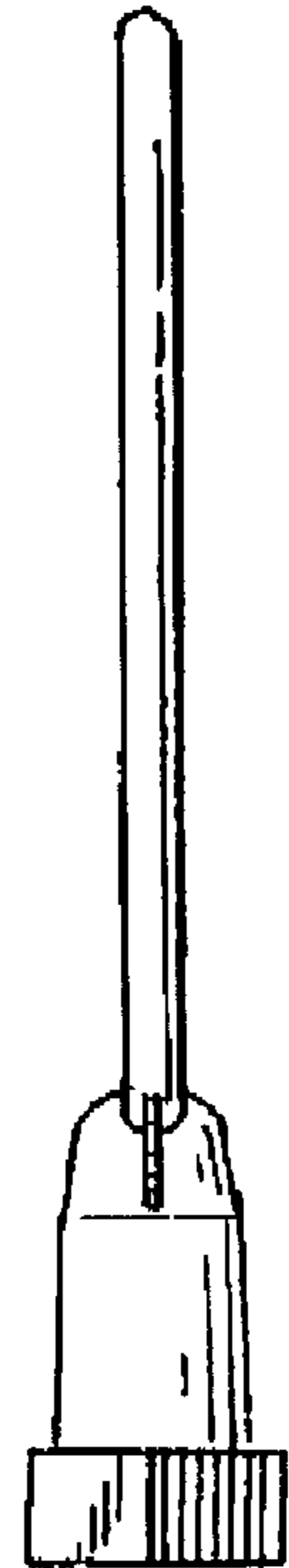


FIG. 5

