



US00D526361S

(12) **United States Design Patent** (10) **Patent No.:** **US D526,361 S**
Yasuoka et al. (45) **Date of Patent:** **** Aug. 8, 2006**

(54) **MASK FOR A DISPLAY UNIT AND DISPLAY UNIT FOR AN ELECTRONIC DISPLAY BOARD**

(75) Inventors: **Tuyoshi Yasuoka**, Anan (JP); **Akiko Yamamoto**, Anan (JP)

(73) Assignee: **Nichia Corporation**, Tokushima (JP)

(**) Term: **14 Years**

(21) Appl. No.: **29/253,177**

(22) Filed: **Feb. 2, 2006**

Related U.S. Application Data

(62) Division of application No. 29/234,238, filed on Jul. 15, 2005, which is a division of application No. 29/225,025, filed on Mar. 10, 2005, now Pat. No. Des. 510,956, which is a division of application No. 29/217,610, filed on Nov. 19, 2004, now Pat. No. Des. 506,510, which is a division of application No. 29/194,759, filed on Dec. 1, 2003, now Pat. No. Des. 503,745.

(30) Foreign Application Priority Data

Mar. 30, 2003 (JP) 2003-015427
Mar. 30, 2003 (JP) 2003-015430
May 30, 2003 (JP) 2003-015428
May 30, 2003 (JP) 2003-015429
May 30, 2003 (JP) 2003-019266
May 30, 2003 (JP) 2003-019267
May 30, 2006 (JP) 2003-015428

(51) **LOC (8) Cl.** **20-02**

(52) **U.S. Cl.** **D20/10; D20/12; D20/19**

(58) **Field of Classification Search** D20/10,
D20/18-21, 39, 40-42, 99; D10/46.1; 40/448-454,
40/541-2, 553, 573, 584; 52/38, 73; 340/323;
712/217

See application file for complete search history.

(56) References Cited

U.S. PATENT DOCUMENTS

D62,554 S * 6/1923 Lord D5/58
D368,117 S * 3/1996 Valls et al. D20/40

D382,906 S * 8/1997 Bach et al. D20/140
D388,123 S * 12/1997 Sukumoda et al. D20/10
D392,143 S * 3/1998 Farrell D6/570
D393,659 S * 4/1998 Muhlack D20/10
D445,922 S * 7/2001 Yasuoka D26/1
6,314,669 B1 * 11/2001 Tucker 40/605
6,634,124 B1 * 10/2003 Bierschbach 40/452
D482,403 S * 11/2003 Rose D20/19
D487,779 S * 3/2004 Rose D20/19
6,926,375 B1 * 8/2005 Nagamine et al. 312/111
2003/0217495 A1 * 11/2003 Nagamine et al. 40/605

* cited by examiner

Primary Examiner—Robert M. Spear
(74) *Attorney, Agent, or Firm*—Osha Liang LLP

(57) CLAIM

The ornamental design for a mask for display unit and display unit for an electronic display board, as shown and described.

DESCRIPTION

FIG. 1 shows a front view of the design according to a new design.

FIG. 2 shows a top view of the design thereof.

FIG. 3 shows a bottom view of the design thereof.

FIG. 4 shows a sectional view of the design thereof taken along the line 4—4 as shown in FIG. 1.


FIG. 5 shows a rear view of the design thereof.

FIG. 6 shows a perspective view of the design thereof.

FIG. 7 shows an enlarged fragmentary sectional view of the design thereof taken along the line 7—7 as shown in FIG. 4; and,

FIG. 8 shows an enlarged fragmentary sectional view of the design thereof taken along the line 8—8 as shown in FIG. 4.

1 Claim, 4 Drawing Sheets






Figure 1



Figure 2

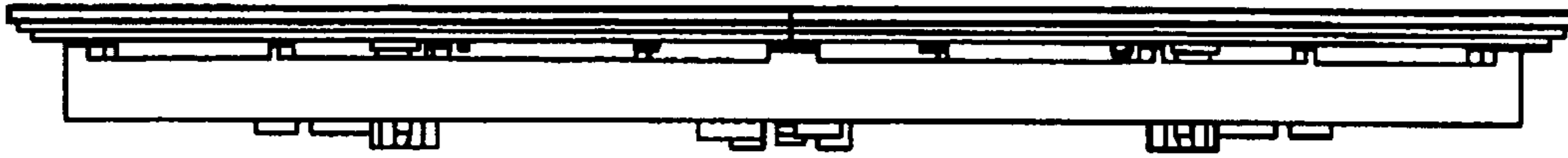


Figure 3

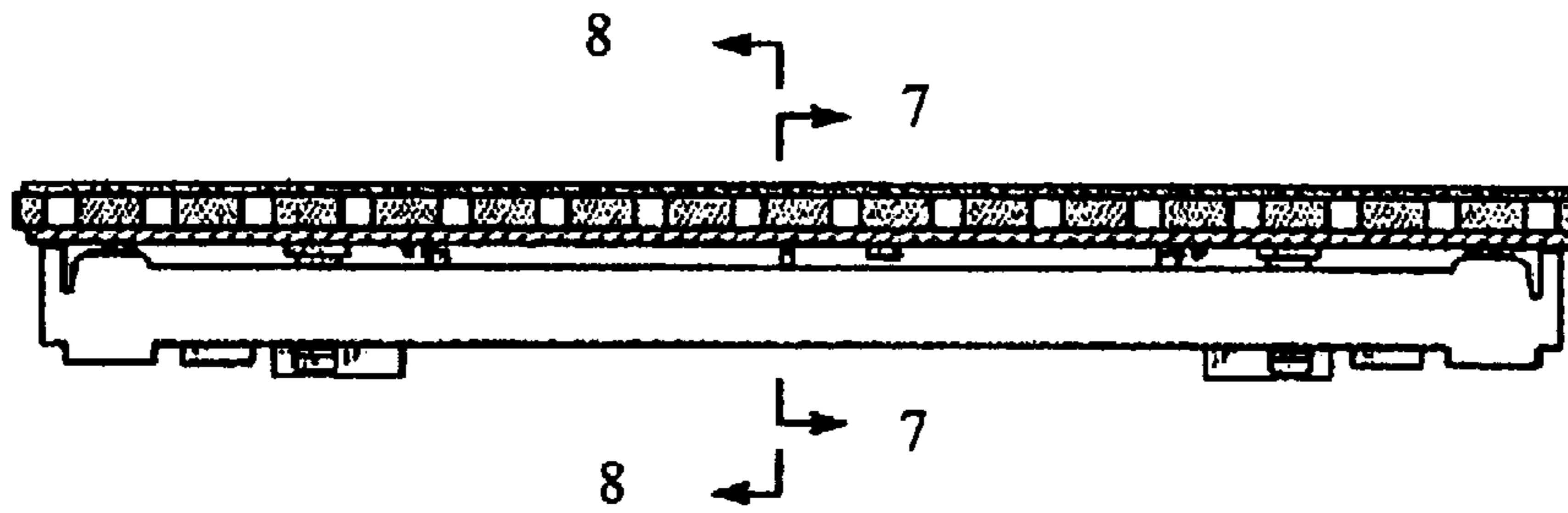


Figure 4

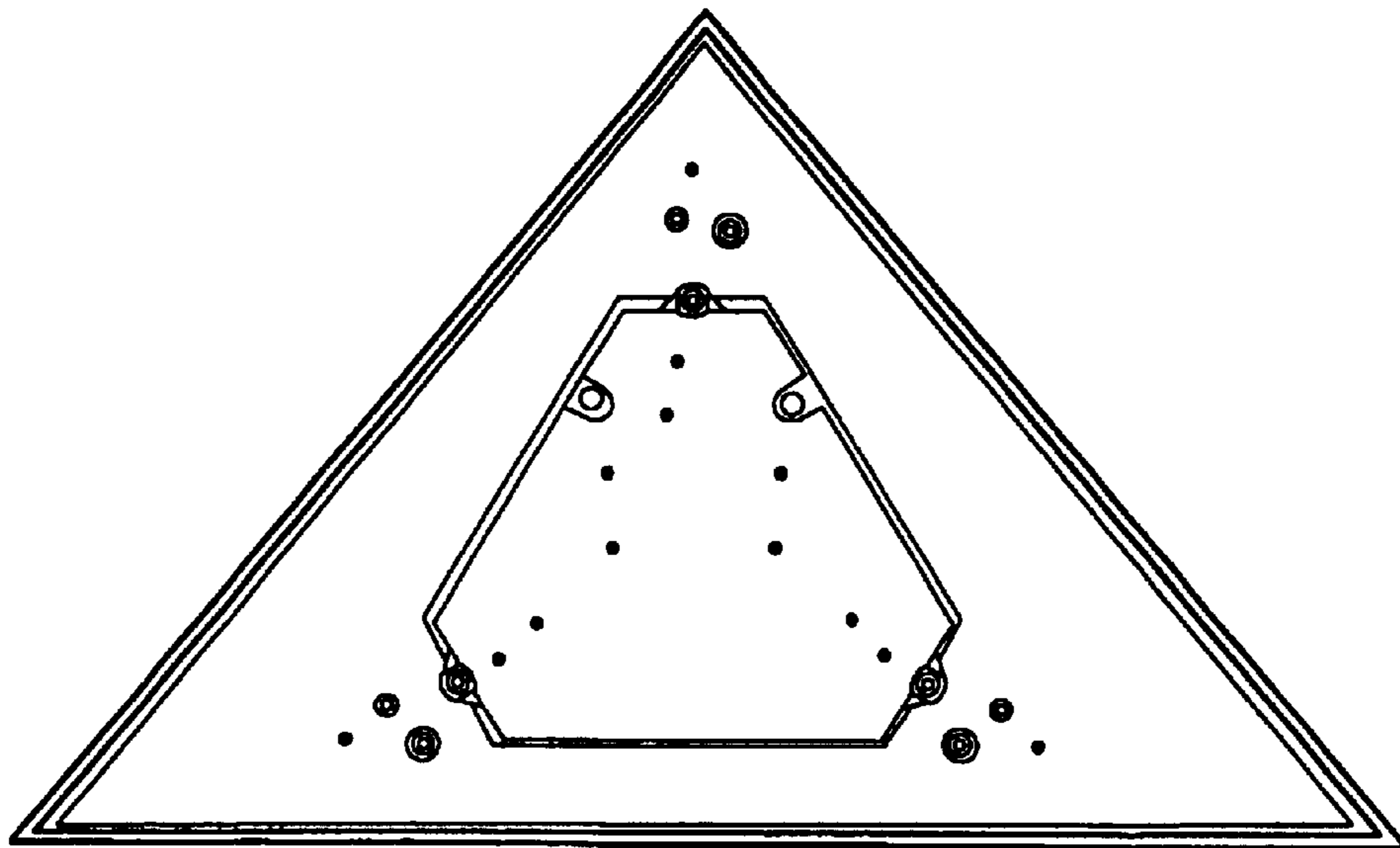


Figure 5




Figure 6

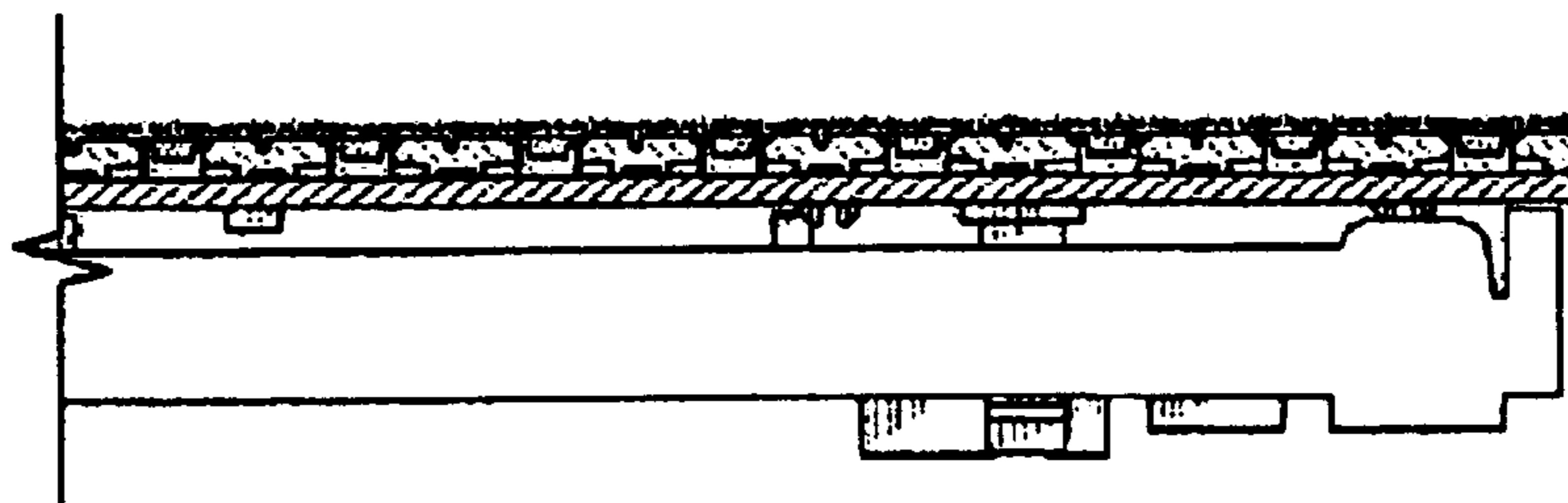


Figure 7

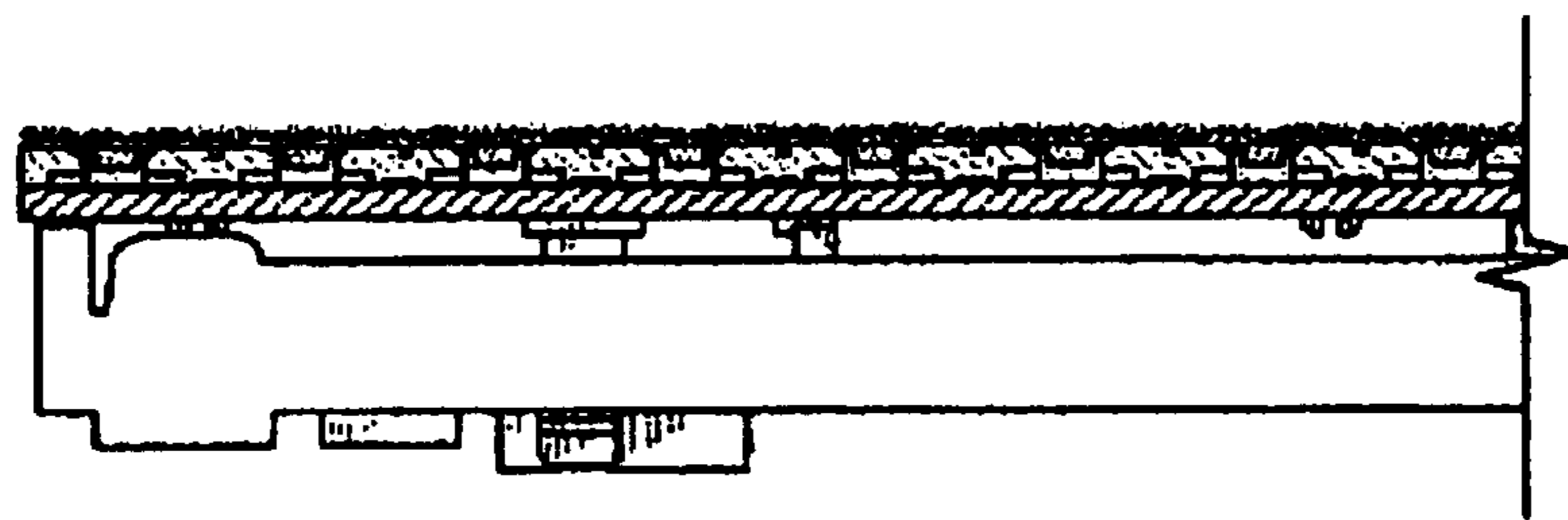


Figure 8