



US00D526356S

(12) **United States Design Patent**
Shinya

(10) **Patent No.:** **US D526,356 S**

(45) **Date of Patent:** **** Aug. 8, 2006**

(54) **PAPER CLIP**

(76) Inventor: **Satoshi Shinya**, Sunroad Nr. 1-201,
Yamauchi 693-7, Tokorozawa-Shi,
Saitama-ken, 359-1145 (JP)

(**) Term: **14 Years**

(21) Appl. No.: **29/215,829**

(22) Filed: **Oct. 27, 2004**

(51) **LOC (8) Cl.** **19-02**

(52) **U.S. Cl.** **D19/65**

(58) **Field of Classification Search** D8/394,
D8/395; D19/65, 86, 87, 88, 95; 24/67 R,
24/67.3, 67.5, 67.9, 67.11, 546, 547, 550,
24/552, 556, 561, 563, 564, 570, DIG. 8,
24/DIG. 9; 40/666; 248/316.7; 281/45
See application file for complete search history.

5,327,115 A *	7/1994	Swierczek	340/309.7
D372,498 S *	8/1996	Sato	D19/65
5,619,789 A *	4/1997	Chung	29/814
5,638,583 A *	6/1997	Tseng	24/67.5
D384,106 S *	9/1997	Shinya	D19/65
5,806,147 A *	9/1998	Sato	24/67.9
5,890,642 A *	4/1999	Sato	227/134
5,937,485 A *	8/1999	Dittmer	24/67 R
D479,146 S *	9/2003	Manley	D11/78.1
D485,780 S *	1/2004	Thomson	D11/78.1
6,732,419 B1 *	5/2004	Davis	29/450
6,745,805 B1 *	6/2004	Thomson	150/137
2003/0208887 A1 *	11/2003	Lee	24/67.9

* cited by examiner

Primary Examiner—Elizabeth A. Albert

(57) **CLAIM**

The ornamental design for a paper clip, as shown and described.

DESCRIPTION

FIG. 1 is a perspective view of a paper clip showing my new design;
FIG. 2 is a top plan view thereof,
FIG. 3 is a left side elevational view thereof;
FIG. 4 is a front elevational view thereof;
FIG. 5 is a right side elevational view thereof;
FIG. 6 is a bottom plan view thereof; and,
FIG. 7 is a rear elevational view.

1 Claim, 1 Drawing Sheet

(56) **References Cited**

U.S. PATENT DOCUMENTS

1,314,818 A *	9/1919	Lea	24/67.9
1,435,917 A *	11/1922	Ensign	24/558
2,787,084 A *	4/1957	Larson	281/44
4,332,060 A *	6/1982	Sato	24/67.9
4,532,680 A *	8/1985	Hashimoto	24/67 R
4,696,081 A *	9/1987	Yen	24/558
4,761,862 A *	8/1988	Hikomori	24/67.9
D321,209 S *	10/1991	Hikomori	D19/65
5,136,768 A *	8/1992	Sato	29/243.56




FIG.1




FIG.7




FIG.2



FIG.3

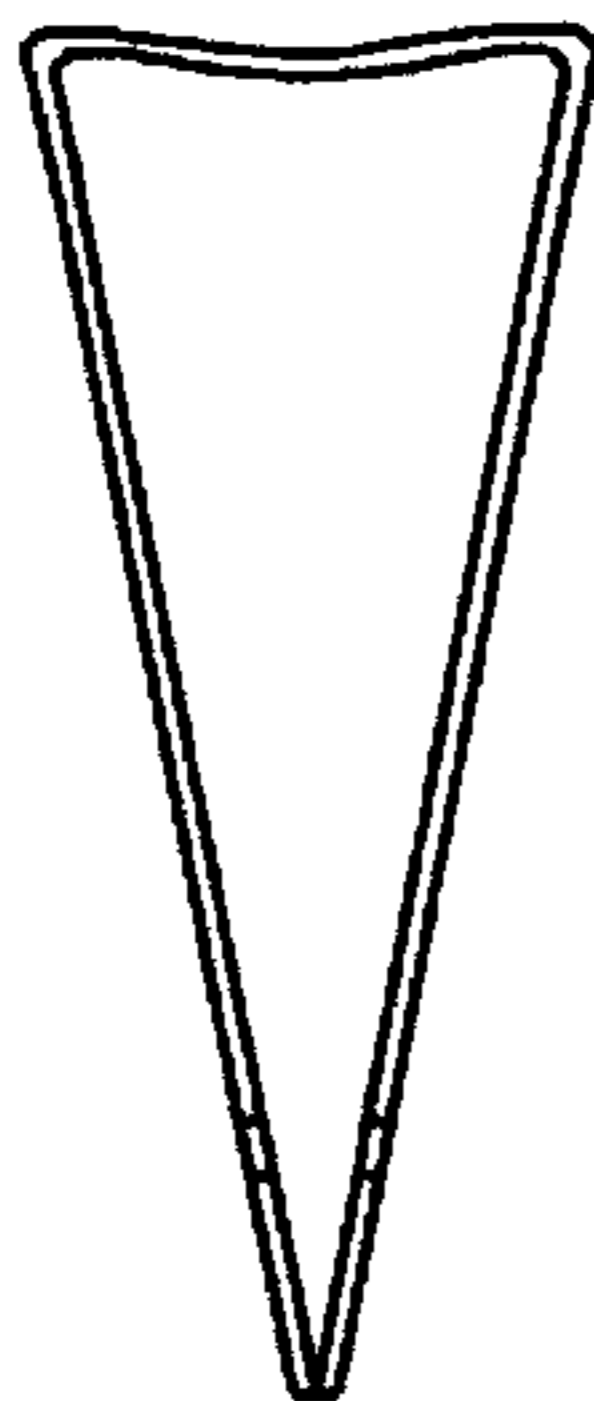


FIG.4




FIG.5

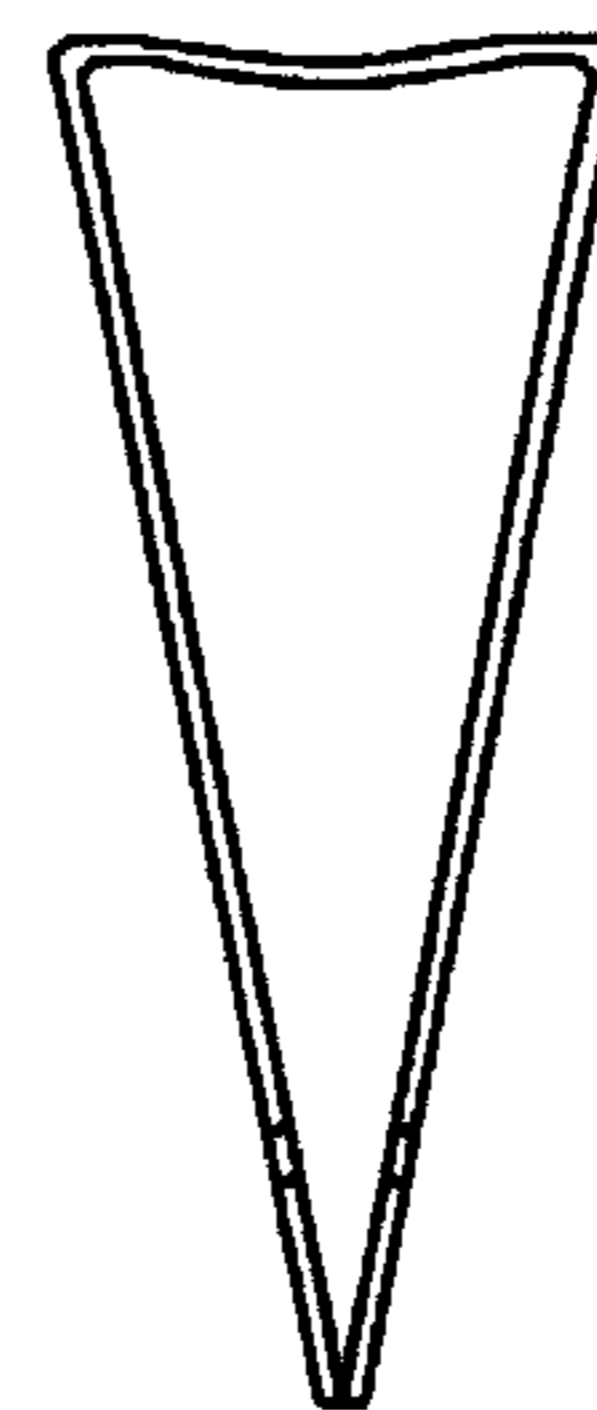


FIG.6

