



US00D526328S

(12) **United States Design Patent** (10) **Patent No.:** **US D526,328 S**
Reece et al. (45) **Date of Patent:** **** Aug. 8, 2006**

(54) **ICON FOR A WORK FLOW SOFTWARE APPLICATION FOR A DOCUMENT-JOBS SYSTEM USER INTERFACE**

2003/0007016 A1 * 1/2003 Laffey et al. 345/861
2003/0103085 A1 * 6/2003 Anuszewski et al. 345/810

(75) Inventors: **Gary D. Reece**, Whittler, CA (US);
Naomi M. Ryono, Manhattan Beach, CA (US)

(73) Assignee: **Xerox Corporation**, Stamford, CT (US)

(**) Term: **14 Years**

(21) Appl. No.: **29/226,307**

(22) Filed: **Mar. 28, 2005**

(51) **LOC (8) Cl.** **14-04**

(52) **U.S. Cl.** **D14/489**

(58) **Field of Classification Search** D14/485-95;
D18/32, 33; D19/6, 1; D20/11; D21/324,
D21/329; 715/835-9, 764, 781, 830, 784-6,
715/846, 810, 861, 773, 840, 859, 860

See application file for complete search history.

(56) **References Cited**

U.S. PATENT DOCUMENTS

D146,109 S * 12/1946 Jones et al. D20/11
5,644,739 A * 7/1997 Moursund 715/840
D398,001 S * 9/1998 Bohnert et al. D14/493
5,943,678 A * 8/1999 Hocker et al. 715/511
D418,497 S * 1/2000 Howard et al. D14/489
6,459,441 B1 * 10/2002 Perroux et al. 715/837
D473,879 S * 4/2003 Lee D14/485
2002/0047866 A1 * 4/2002 Matsumoto et al. 345/810
2002/0158913 A1 * 10/2002 Yamaguchi et al. 345/810

OTHER PUBLICATIONS

Master Clips Vector Clip Art , IMSI, p. 19-13,-14, 1996.*
Trademarks+Symbols vol. 2 Symbolical Designs, p. 139,
137,134,129,125,114, Yasaburo Kyuayama, 1973.*
Icon Safari, p. 47 Shadow Cat Technologies, 1996.*
Click Art 2000, p. 17 Incredible Image Pak User's Guide,
T/Maker Co. 1993.*
Symbol Sourcebook, p. 220,219,205,204,111,83, Henry
Dreyfuss, 1972.*
The Icon Book, p. 92,393,394,386,215,199, William Horton,
1994.*

* cited by examiner

Primary Examiner—M. H. Tung

Assistant Examiner—Susan Moon Lee

(74) *Attorney, Agent, or Firm*—Tallam I. Nguti


(57) **CLAIM**

We claim the ornamental design for an icon for a work flow software application for a document-jobs system user interface, as shown and described.

DESCRIPTION

FIG. 1 is a front view of an icon for a work flow software application for a document-jobs system user interface showing my new design; and, FIG. 2 is an enlarged front view thereof. The broken lines of the drawings of FIGS. 1-2 are for illustrative purposes only and do not form part of the claimed design.

1 Claim, 1 Drawing Sheet






FIG. 1




FIG. 2