



US00D526321S

(12) **United States Design Patent** (10) **Patent No.:** **US D526,321 S**  
**Hayes et al.** (45) **Date of Patent:** **\*\* Aug. 8, 2006**

(54) **HOUSING FOR A MEMORY DEVICE**

(75) Inventors: **Jonathan A. Hayes**, Seattle, WA (US);  
**Jeffery M. Reents**, Carnation, WA (US)

(73) Assignee: **Microsoft Corporation**, Redmond, WA (US)

(\*\*) Term: **14 Years**

(21) Appl. No.: **29/227,646**

(22) Filed: **Apr. 14, 2005**

(51) **LOC (8) Cl.** ..... **14-02**

(52) **U.S. Cl.** ..... **D14/435**

(58) **Field of Classification Search** ..... D14/365,  
D14/363, 356, 348, 341, 432-36, 439, 483,  
D14/242; 361/625, 725, 683-86, 737, 732,  
361/784, 803; 70/58, 30; 711/115; 439/165,  
439/173, 31, 135, 140, 144; 429/185, 96;  
708/142; 360/69, 98.02, 99.01; D13/184,  
D13/199; 174/250, 255; 235/492, 441; 710/68,  
710/61, 62, 74; D21/332

See application file for complete search history.

(56) **References Cited**

**U.S. PATENT DOCUMENTS**

D274,953 S *	7/1984	Gringer	.....	D32/48
D282,881 S *	3/1986	Gringer	.....	D32/48
D346,319 S *	4/1994	Lavallee et al.	.....	D8/99
D379,256 S *	5/1997	Tipp	.....	D32/46
D431,231 S *	9/2000	Goto	.....	D14/356
D445,422 S *	7/2001	Hsin	.....	D14/385
D463,426 S *	9/2002	Cheng	.....	D14/356
6,490,163 B1 *	12/2002	Pua et al.	.....	361/737
D470,499 S *	2/2003	Salazar et al.	.....	D14/436
6,561,421 B1 *	5/2003	Yu	.....	235/451

D475,996 S *	6/2003	Skulley	.....	D14/240
D492,307 S *	6/2004	Aqqad et al.	.....	D14/356
2002/0036149 A1 *	3/2002	Kwong	.....	206/308.3
2002/0177362 A1 *	11/2002	Chang	.....	439/638
2003/0063196 A1 *	4/2003	Palatov et al.	.....	348/211.2
2003/0161115 A1 *	8/2003	Kadonaga	.....	361/737
2003/0167376 A1 *	9/2003	Koh	.....	711/115
2003/0183698 A1 *	10/2003	Wu	.....	235/492
2003/0233519 A1 *	12/2003	Chien et al.	.....	711/115
2004/0019742 A1 *	1/2004	Wei et al.	.....	711/115
2004/0038592 A1 *	2/2004	Yang	.....	439/638

\* cited by examiner

*Primary Examiner*—Alan P. Douglas

*Assistant Examiner*—Susan Moon Lee

(74) *Attorney, Agent, or Firm*—Banner & Witcoff Ltd.

(57) **CLAIM**

The ornamental design for a housing for a memory device, as shown and described.

**DESCRIPTION**

FIG. 1 is a front perspective view of a housing for a memory device showing our new design;

FIG. 2 is a top view thereof;

FIG. 3 is a left side view thereof;

FIG. 4 is a right side view thereof;

FIG. 5 is a front view thereof;

FIG. 6 is a rear view thereof; and,

FIG. 7 is a bottom view thereof.

The broken lines showing various unshaded features and showing the remainder of the housing are for illustrative purposes only and form no part of the claimed design. The broken line showing of the bottom claim boundary forms no part of the claimed design.

**1 Claim, 3 Drawing Sheets**

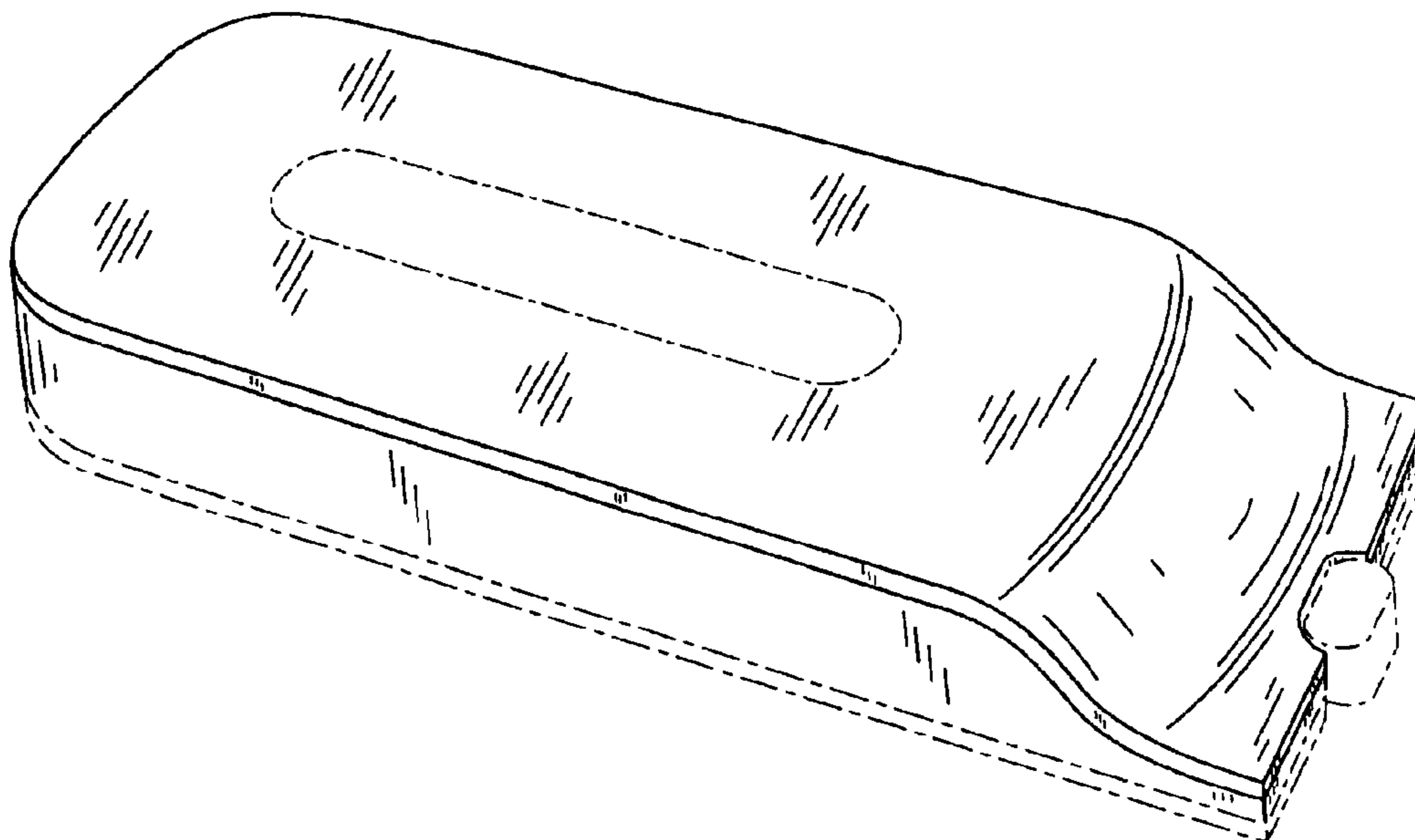


FIG. 1

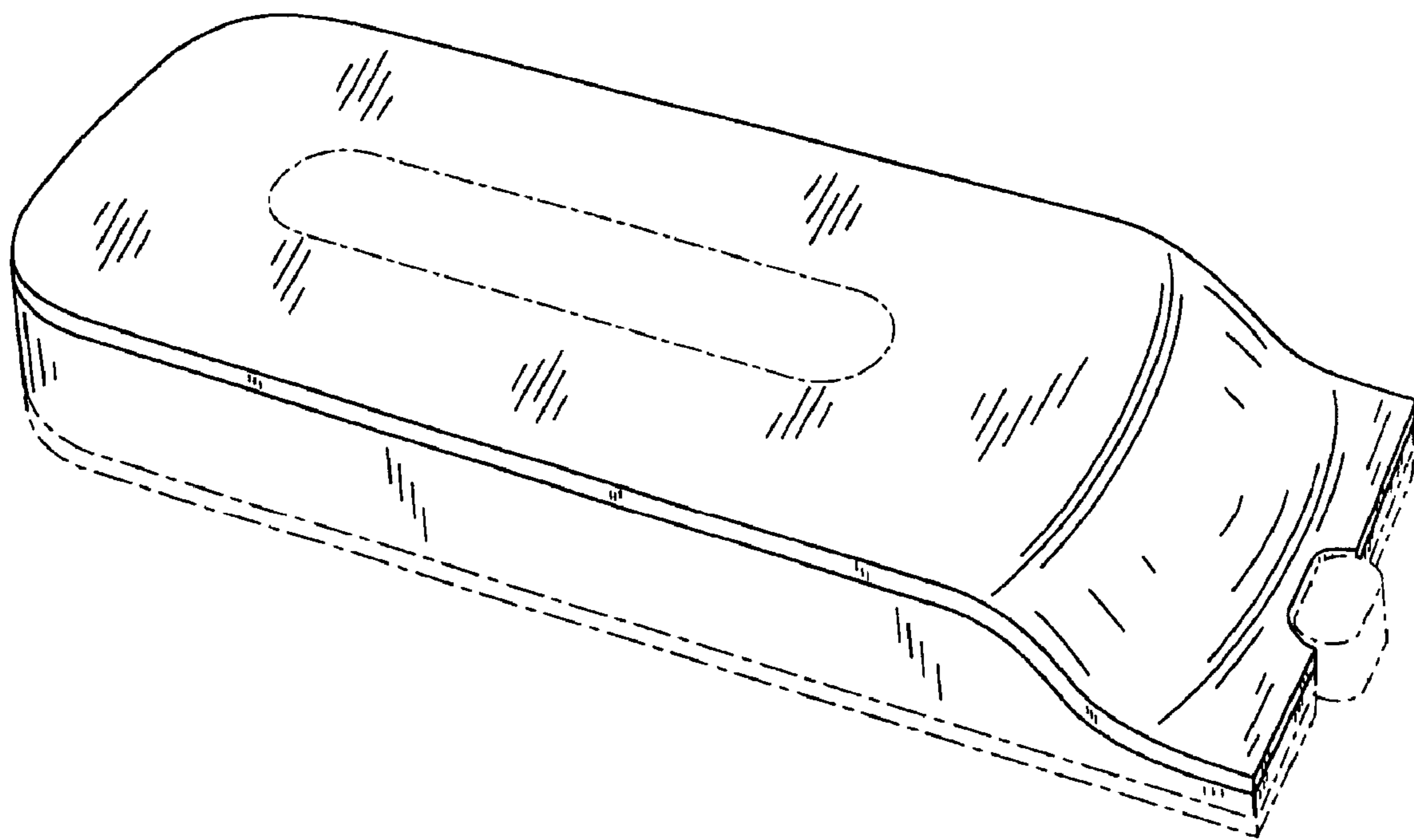


FIG. 2

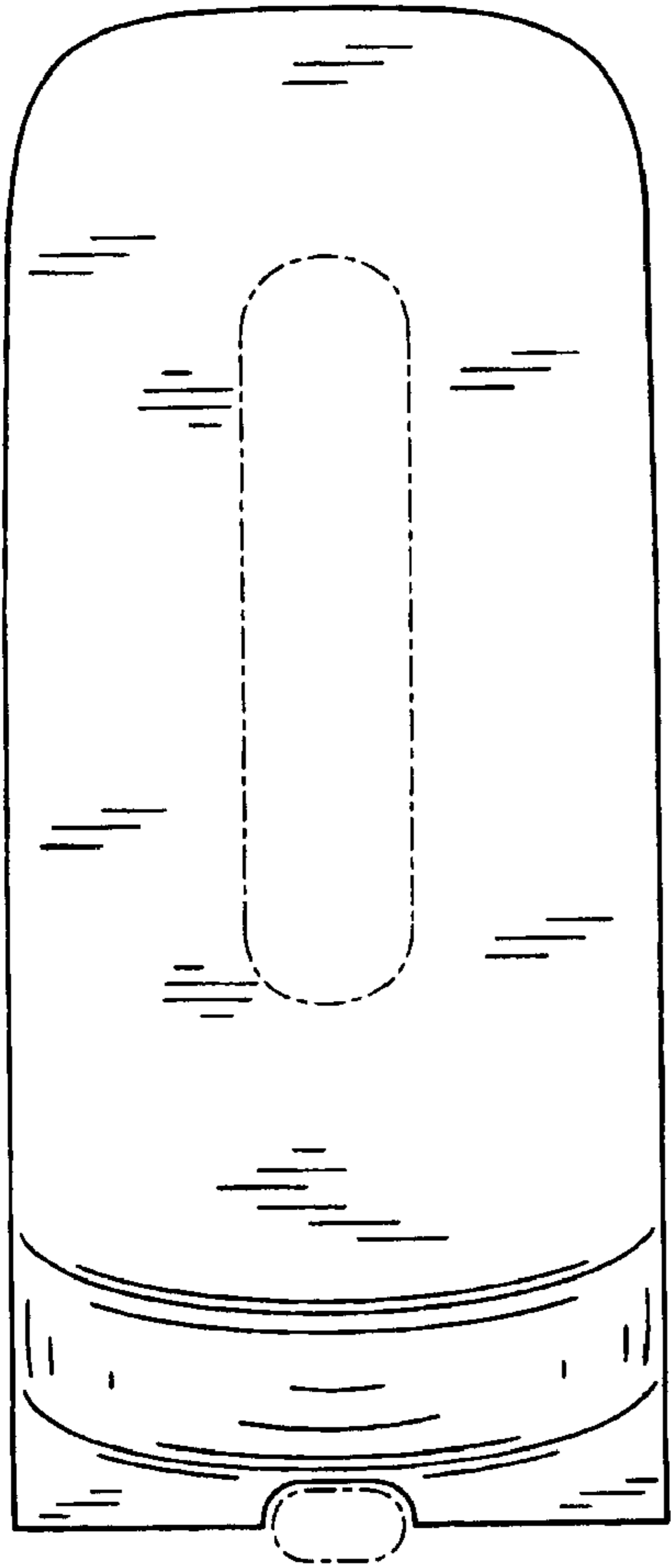


FIG. 3



FIG. 4




FIG. 5




FIG. 6




FIG. 7

