



US00D526315S

(12) **United States Design Patent**
Rickard

(10) **Patent No.:** **US D526,315 S**

(45) **Date of Patent:** **** Aug. 8, 2006**

(54) **CELLULAR PHONE COVER**

(76) **Inventor:** **James Laird Rickard**, 57 Winfield St.,
San Francisco, CA (US) 94110

(**) **Term:** **14 Years**

(21) **Appl. No.:** **29/202,087**

(22) **Filed:** **Mar. 25, 2004**

(51) **LOC (8) Cl.** **14-03**

(52) **U.S. Cl.** **D14/250; D14/143**

(58) **Field of Classification Search** D14/137,
D14/138, 143, 144, 147, 148, 149, 150, 218,
D14/250; D13/168; 379/428.01, 428.02,
379/433.04, 433.07, 433.11, 434, 451, 452;
D26/32, 37, 38, 47, 51, 57, 94, 97
See application file for complete search history.

(56) **References Cited**

U.S. PATENT DOCUMENTS

D79,074 S	*	7/1929	Groth	D9/645
D281,598 S		12/1985	Guenther		
D292,556 S	*	11/1987	Daugherty	D9/645
D292,797 S		11/1987	McNeil, II		
D304,336 S	*	10/1989	Vigil	D14/143
D305,654 S	*	1/1990	Ferdi et al.	D14/143
4,964,161 A	*	10/1990	Trowbridge, Jr.	379/452
5,012,513 A	*	4/1991	Dale et al.	379/451
D338,470 S	*	8/1993	Clayton	D14/250
D342,262 S	*	12/1993	Hester	D14/250
D346,297 S	*	4/1994	Capriotti	D6/610
D356,085 S	*	3/1995	Fellinger	D14/148
D356,310 S	*	3/1995	Fellinger	D14/148
D364,171 S	*	11/1995	Maddack et al.	D14/250
D364,875 S		12/1995	Bell		
D367,153 S	*	2/1996	Sturm	D7/628
D372,920 S		8/1996	Bragg		
D390,844 S	*	2/1998	Tung	D14/148
5,826,843 A	*	10/1998	Sturm	248/176.1

D400,541 S	*	11/1998	Harrison	D14/250
D403,326 S	*	12/1998	Stewart et al.	D14/250
D414,216 S	*	9/1999	Crain et al.	D21/628
D430,130 S	*	8/2000	Lytel	D14/147
D448,368 S		9/2001	Bettag		
D448,762 S		10/2001	Powell		
D472,344 S	*	3/2003	Angeletta	D28/7

* cited by examiner

Primary Examiner—Jeffrey Asch
Assistant Examiner—C. J. Wright

(57) **CLAIM**

The ornamental design for a cellular phone cover, as shown and described.

DESCRIPTION

My cellular phone cover is characterized by elongated curving shape resembling a banana and partially encloses and holds a cellular phone.

FIG. 1 is a front right perspective view of a cellular phone cover showing the new design in the shape of a banana;

FIG. 2 is a front right perspective view thereof;

FIG. 3 is a rear left perspective view thereof;

FIG. 4 is a rear view thereof;

FIG. 5 is a top view thereof;

FIG. 6 is a bottom view thereof;

FIG. 7 is a front view thereof;

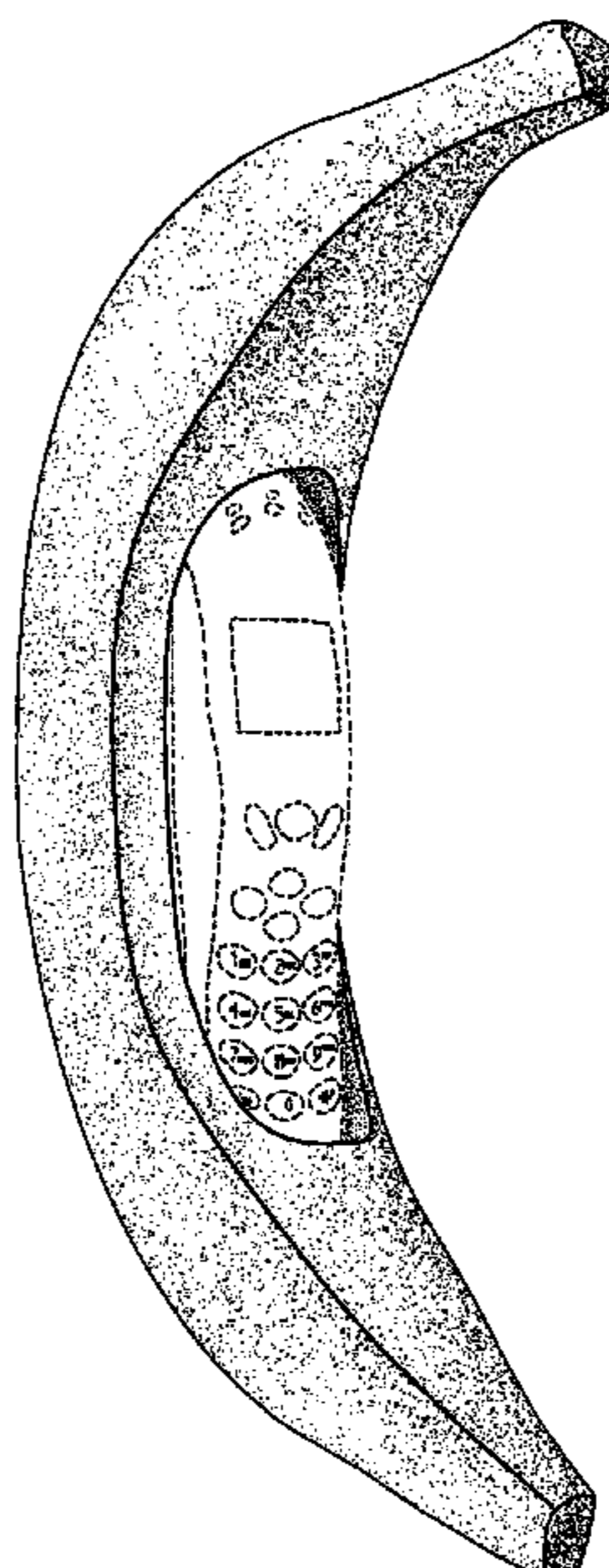
FIG. 8 is a sectional view thereof taken along the line 8—8 in FIG. 7;

FIG. 9 is a right side view thereof, the left side being a mirror image; and,

FIG. 10 is a sectional view thereof taken along the line 10—10 in FIG. 9.

The broken line showing of the cellular phone in FIG. 2 is for illustrative purposes only and forms no part of the claimed design.

1 Claim, 6 Drawing Sheets



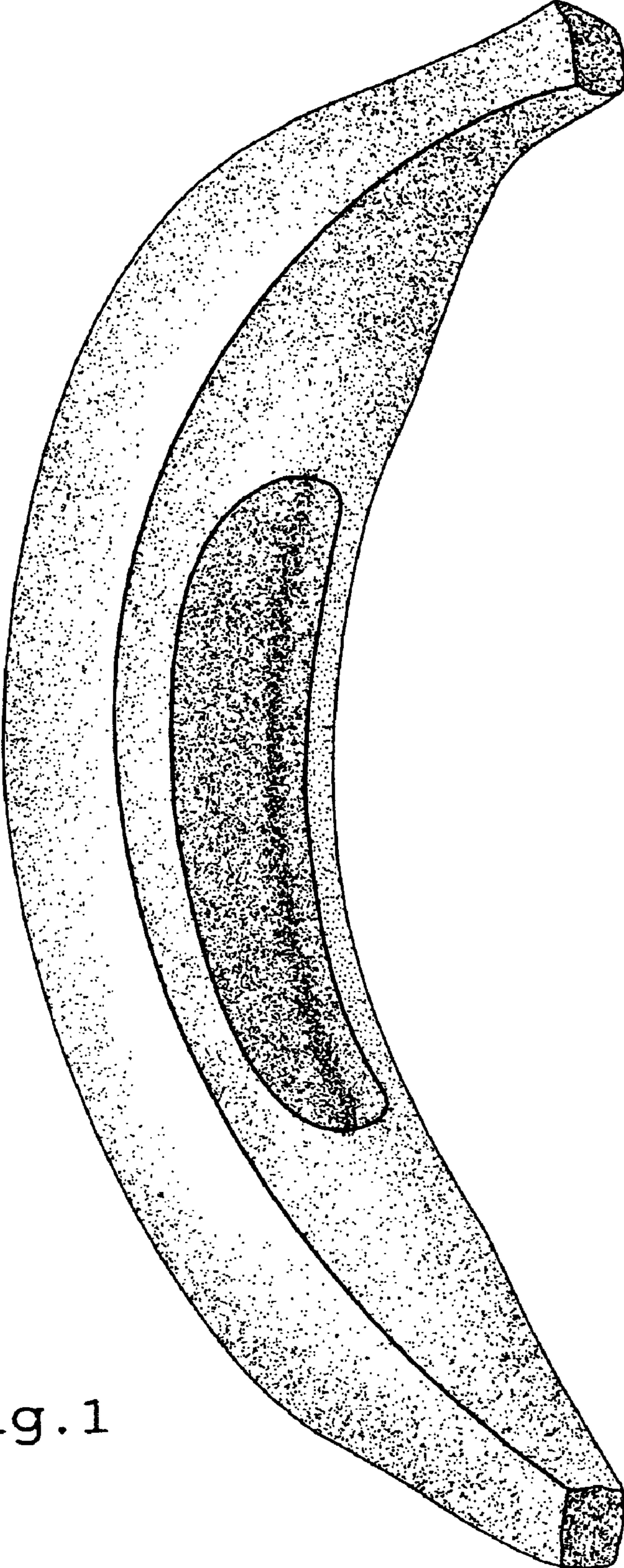


Fig. 1

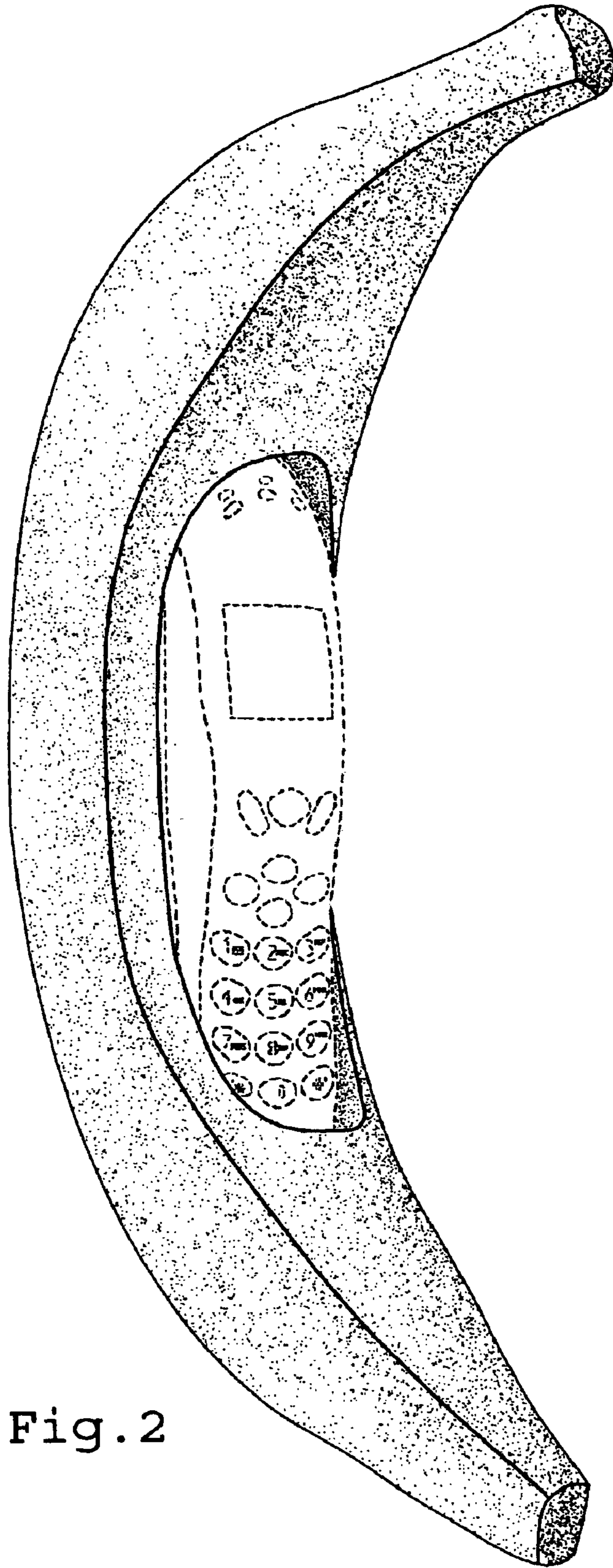


Fig. 2

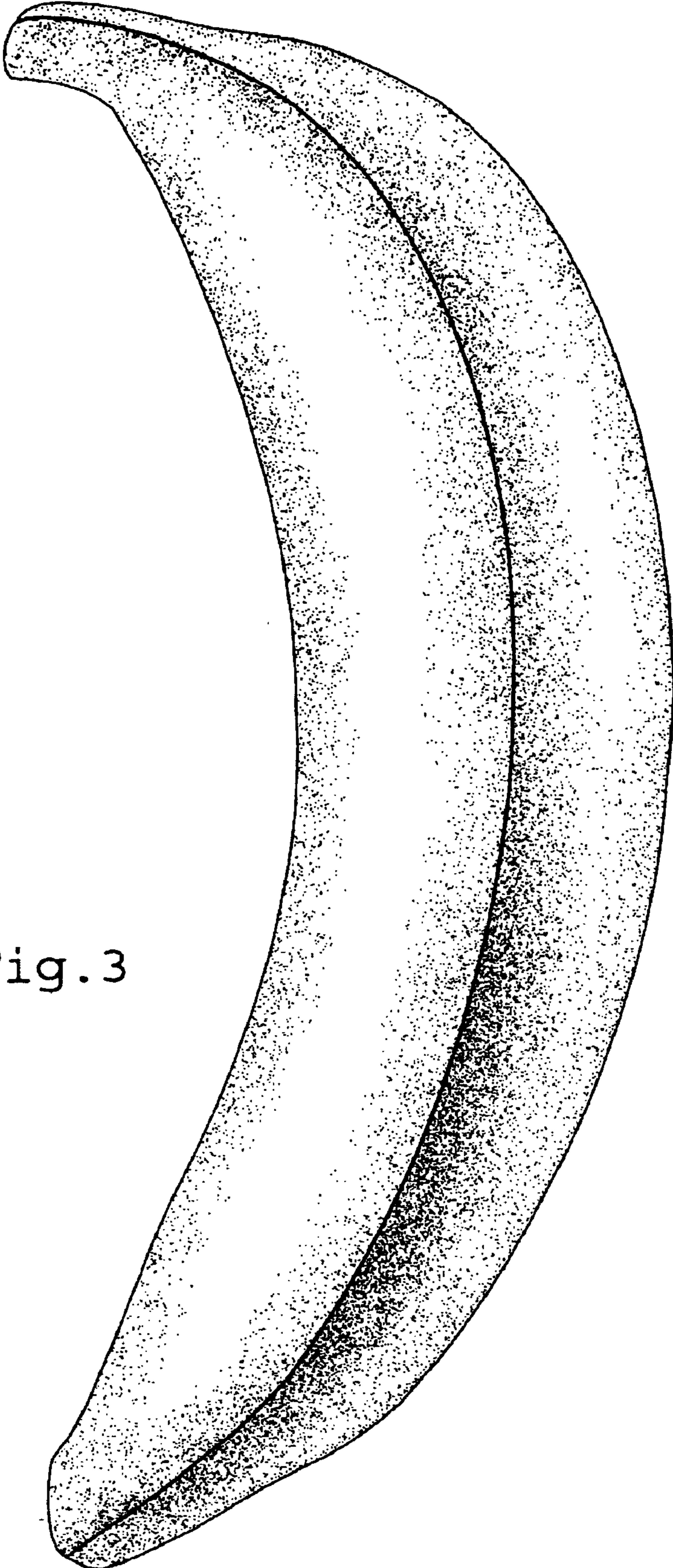


Fig. 3




Fig. 4

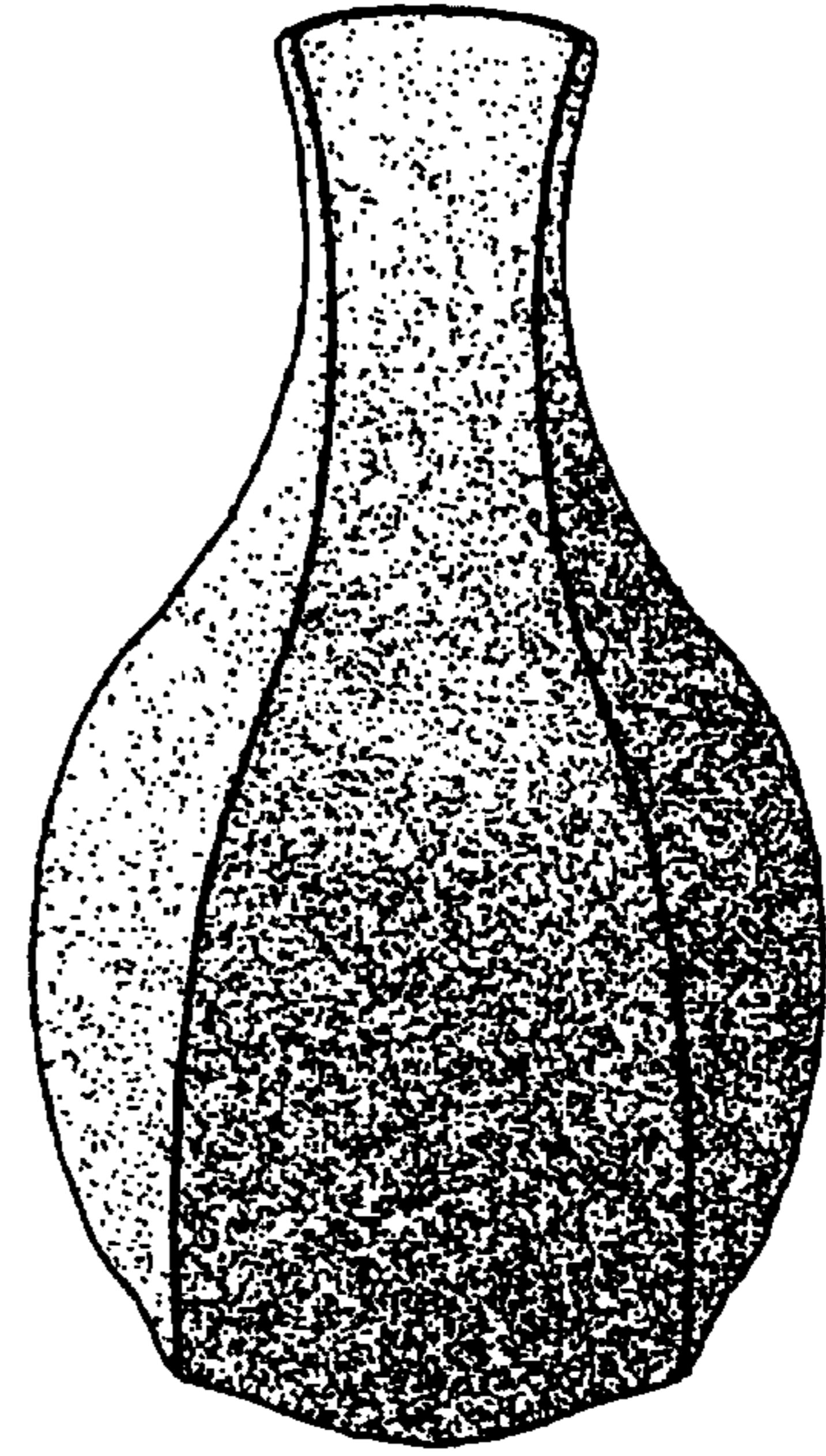


Fig. 5

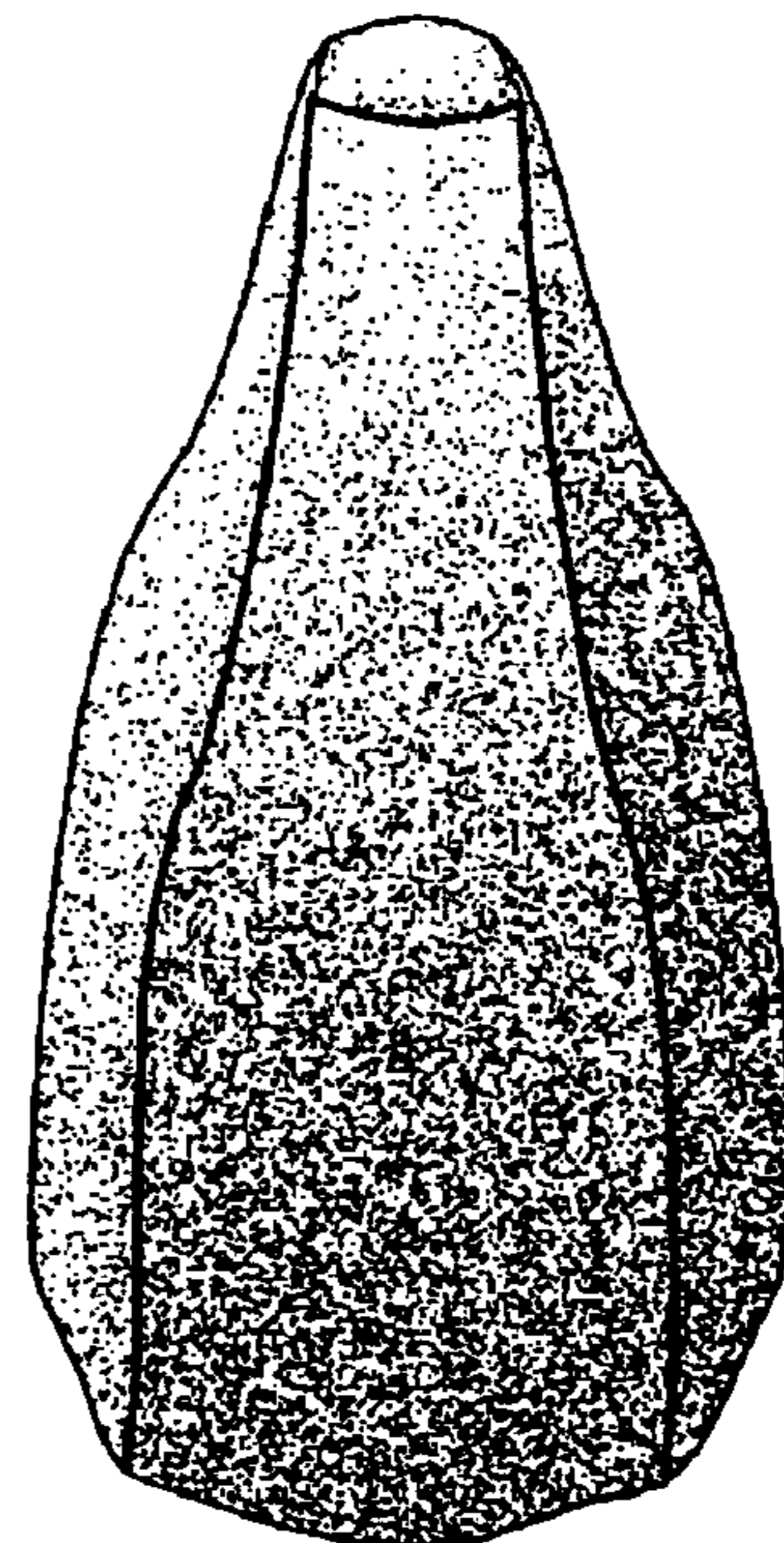


Fig. 6

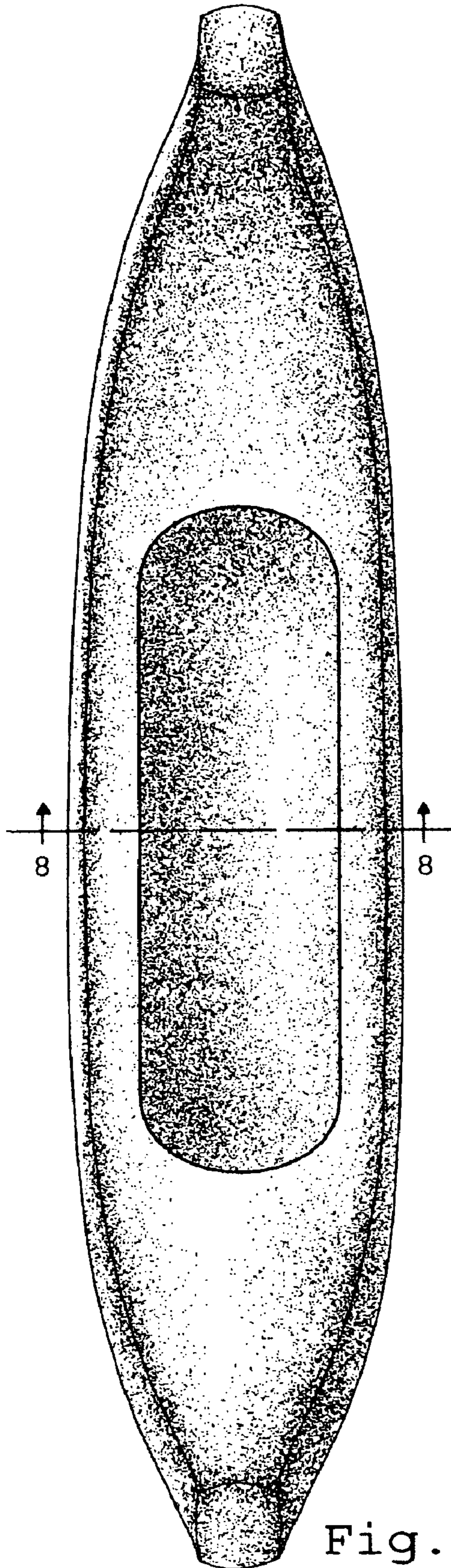


Fig. 7

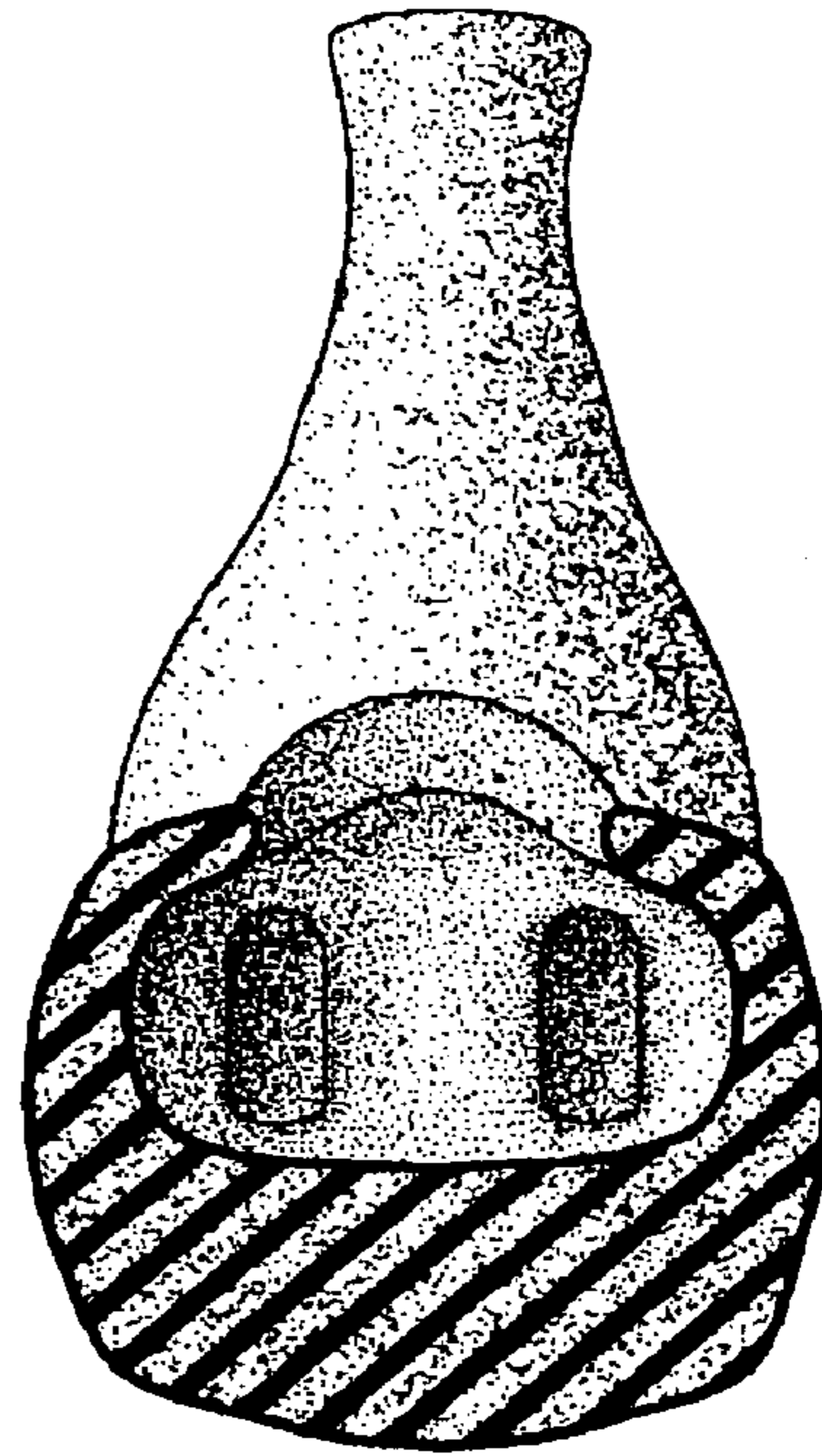


Fig. 8


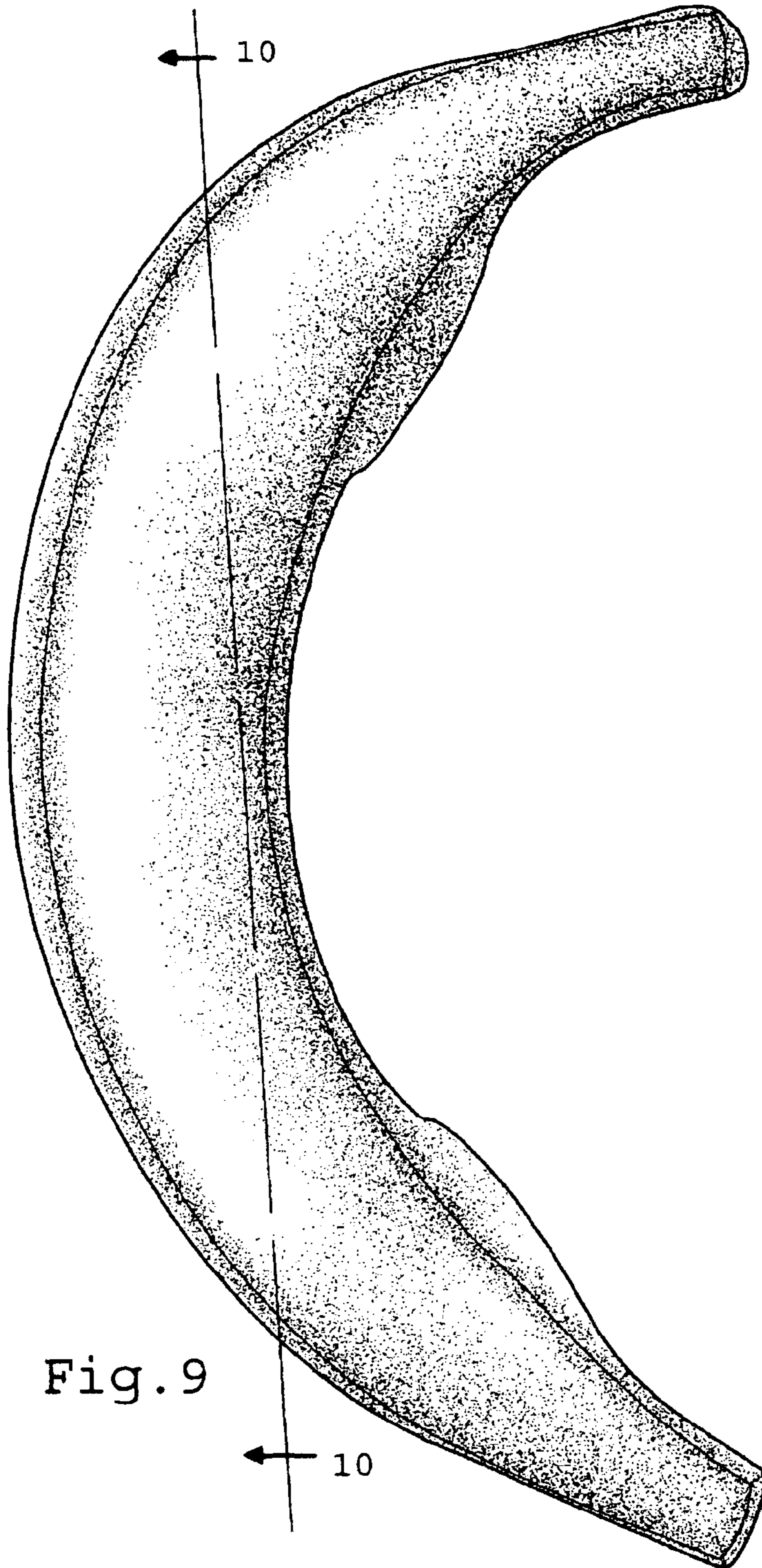


Fig. 10