

US00D526283S

(12) **United States Design Patent**
Sorenson

(10) **Patent No.: US D526,283 S**

(45) **Date of Patent: ** Aug. 8, 2006**

(54) **ELECTRICAL ROCKER SWITCH
ACTUATOR**

D341,568 S * 11/1993 Sorenson et al. D13/174
D403,306 S * 12/1998 LeClair et al. D13/169
D454,120 S * 3/2002 Sadowski et al. D13/174
D458,231 S * 6/2002 Errato D13/169

(75) Inventor: **Richard Sorenson**, Stuart, FL (US)

* cited by examiner

(73) Assignee: **Carling Technologies, Inc.**, Plainville,
CT (US)

(**) Term: **14 Years**

Primary Examiner—Selina Sikder
(74) *Attorney, Agent, or Firm*—McCormick, Paulding &
Huber LLP

(21) Appl. No.: **29/241,966**

(22) Filed: **Nov. 3, 2005**

(57) **CLAIM**

Related U.S. Application Data

I claim the ornamental design for an electrical rocker switch
actuator, as shown and described.

(62) Division of application No. 29/222,293, filed on Jan. 27,
2005.

DESCRIPTION

(51) **LOC (8) Cl.** **13-03**

(52) **U.S. Cl.** **D13/174; D13/169**

(58) **Field of Classification Search** D13/169,
D13/171, 170, 174; 174/57, 66; 200/6 R,
200/437, 457, 525, 553, 218, 277.2, 296,
200/297, 295, 302.3, 303, 310, 315, 329,
200/330, 331, 332.1, 333, 335; 307/141,
307/157

FIG. 1 is a top plan view of an electrical rocker switch
actuator showing my new design.

FIG. 2 is a left side elevational view thereof, the right side
being a mirror image thereof; and,

FIG. 3 is an in elevational end view thereof.

See application file for complete search history.

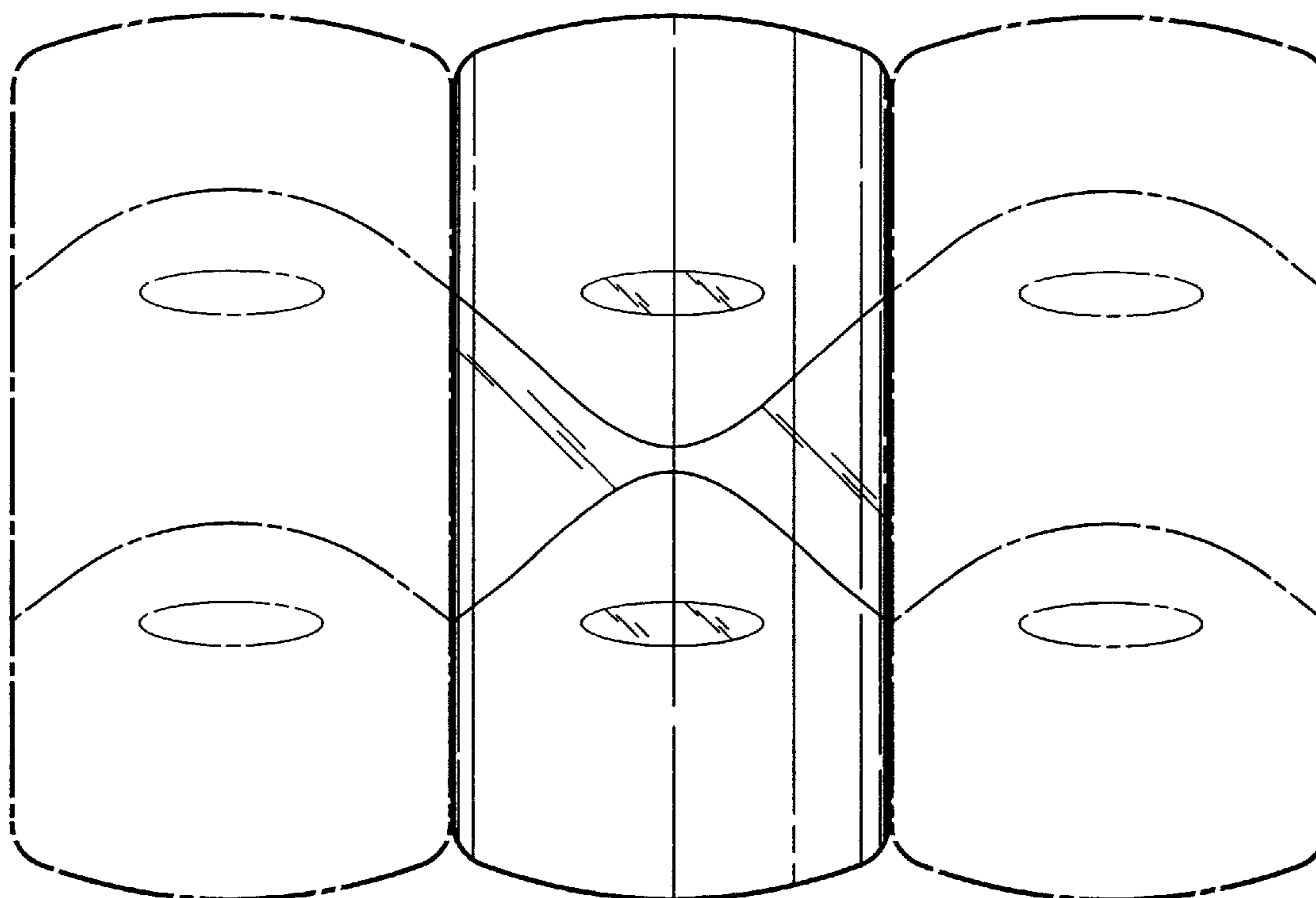
The broken/phantom lines show the environment for the
claimed design and are offered for illustrative purposes only,
and form no part of the claimed design.

(56) **References Cited**

U.S. PATENT DOCUMENTS

D328,454 S * 8/1992 Sorenson et al. D13/174

1 Claim, 1 Drawing Sheet



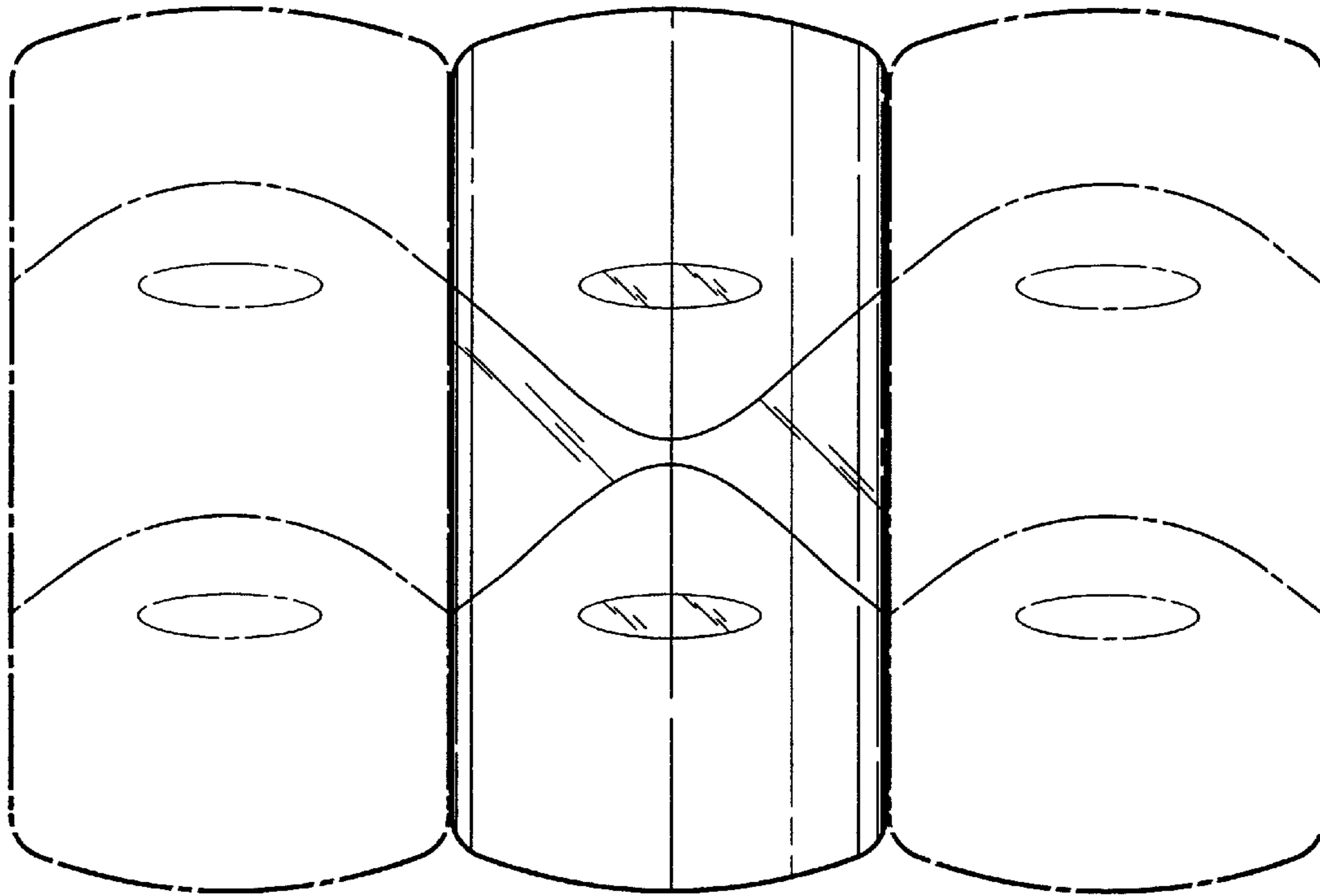


FIG. 1

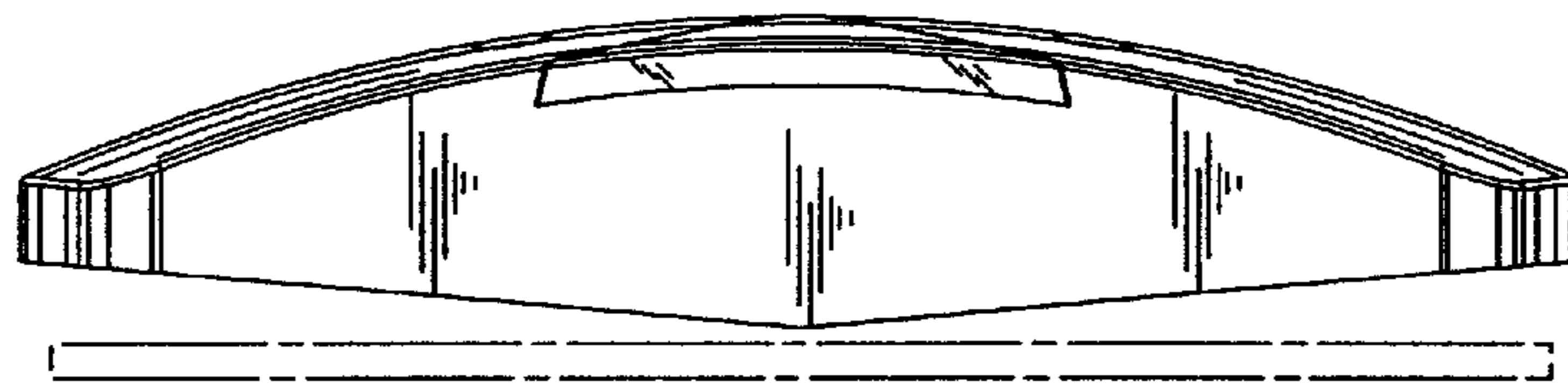


FIG. 2

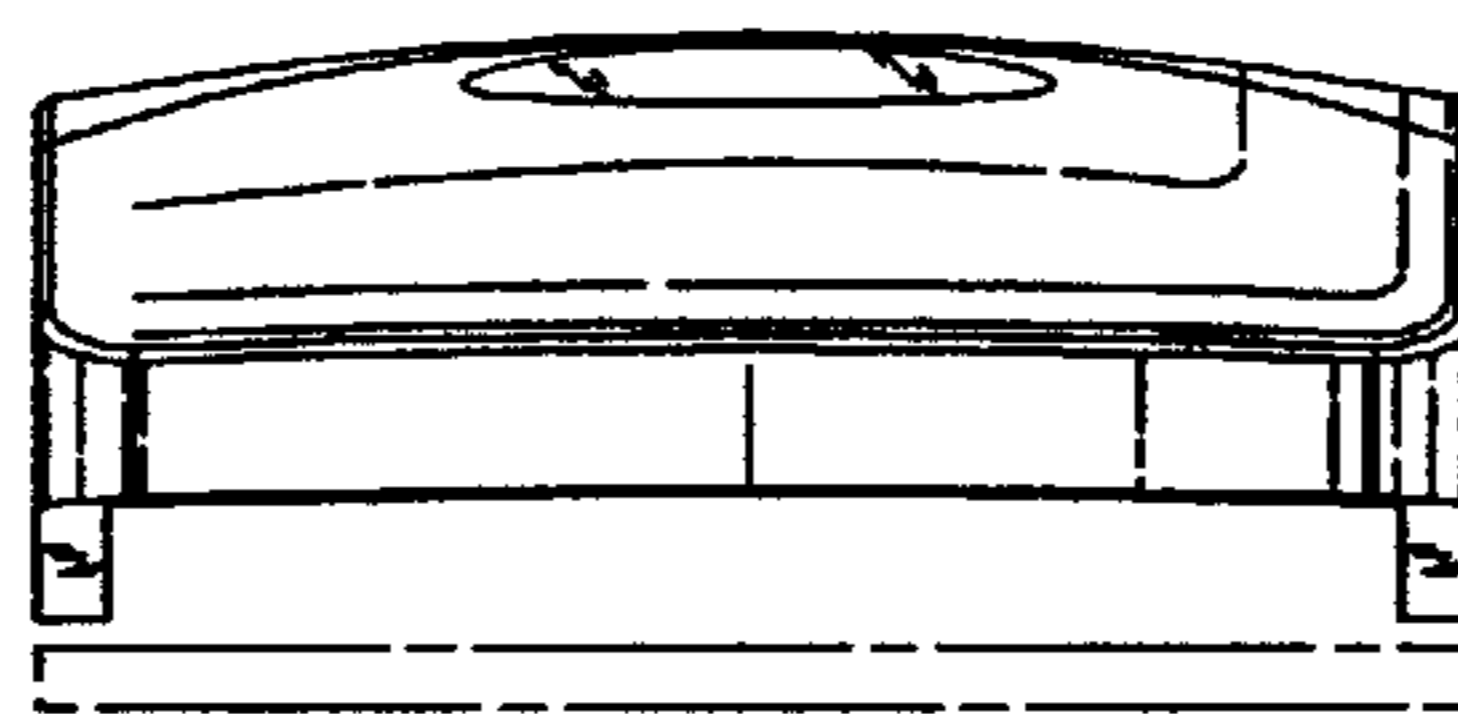


FIG. 3