



US00D526271S

(12) **United States Design Patent** (10) **Patent No.:** **US D526,271 S**  
**Lie** (45) **Date of Patent:** **\*\* Aug. 8, 2006**

(54) **BATTERY CHARGER**  
(75) Inventor: **Sen-Nen Lie**, Kowloon (HK)  
(73) Assignee: **Kolvin Industries Limited**, Kowloon (HK)  
(\*\*) Term: **14 Years**

6,384,575 B1 \* 5/2002 Chen et al. .... 320/110  
D462,318 S \* 9/2002 Mujica ..... D13/107  
D463,360 S \* 9/2002 Lie ..... D13/107  
D465,452 S \* 11/2002 Lie ..... D13/107  
D466,075 S \* 11/2002 Lie ..... D13/107  
6,876,172 B1 \* 4/2005 Lam et al. .... 320/110  
2002/0063550 A1 \* 5/2002 Chen et al. .... 320/110

\* cited by examiner

(21) Appl. No.: **29/195,357**  
(22) Filed: **Dec. 10, 2003**

*Primary Examiner*—Alan P. Douglas  
*Assistant Examiner*—Rosemary K. Tarcza  
(74) *Attorney, Agent, or Firm*—Merchant & Gould P.C.

(30) **Foreign Application Priority Data**

Jun. 18, 2003 (HK) ..... 0310935

(57) **CLAIM**

The ornamental design for battery charger, as shown and described.

(51) **LOC (8) Cl.** ..... **13-02**  
(52) **U.S. Cl.** ..... **D13/107**  
(58) **Field of Classification Search** ..... D13/107–110,  
D13/118–119, 184; D14/251, 253; 320/107–115  
See application file for complete search history.

**DESCRIPTION**

FIG. 1 is a rear elevational view of one embodiment of a battery charger in accordance with my invention; FIG. 2 is a front elevational view thereof; FIG. 3 is a top view thereof; FIG. 4 is a bottom view thereof; FIG. 5 is a left side view thereof; FIG. 6 is a right side view thereof; FIG. 7 is a front perspective view thereof; and, FIG. 8 is a rear perspective view thereof.

(56) **References Cited**

**U.S. PATENT DOCUMENTS**

D331,220 S \* 11/1992 Tsuchiya ..... D13/107  
D339,563 S \* 9/1993 Usami ..... D13/107  
D411,823 S \* 7/1999 Jacobs et al. .... D13/107  
D421,443 S \* 3/2000 Nagele et al. .... D14/253  
D428,862 S \* 8/2000 Queffelec et al. .... D13/184  
D456,004 S \* 4/2002 Lie ..... D13/107

**1 Claim, 8 Drawing Sheets**




FIG. 1




FIG. 2




FIG. 3




FIG. 4




FIG. 5




FIG. 6



FIG. 7






FIG. 8

