



US00D526266S

(12) **United States Design Patent**
Kim

(10) **Patent No.:** **US D526,266 S**

(45) **Date of Patent:** **** Aug. 8, 2006**

(54) **AUTOMOTIVE WHEEL**

(75) Inventor: **Young H. Kim**, La Habra, CA (US)

(73) Assignee: **The Wheel Group**, Industry, CA (US)

(**) Term: **14 Years**

(21) Appl. No.: **29/252,284**

(22) Filed: **Jan. 21, 2006**

(51) **LOC (8) Cl.** **12-16**

(52) **U.S. Cl.** **D12/209**

(58) **Field of Classification Search** D12/204-213;
301/37.101, 64.101, 65

See application file for complete search history.

(56) **References Cited**

U.S. PATENT DOCUMENTS

D452,209 S	*	12/2001	Chung	D12/209
D467,857 S	*	12/2002	Chung	D12/209
D488,116 S	*	4/2004	Chung	D12/209
D488,422 S	*	4/2004	Hartanto	D12/209

D497,868 S	*	11/2004	Lee	D12/211
D499,060 S	*	11/2004	Cahyono	D12/209
D507,222 S	*	7/2005	Arellano et al.	D12/209

* cited by examiner

Primary Examiner—Stacia Cadmus

(57) **CLAIM**

The ornamental design for an automotive wheel, as shown and described.

DESCRIPTION

FIG. 1 is a perspective view of an automotive wheel showing my new design.


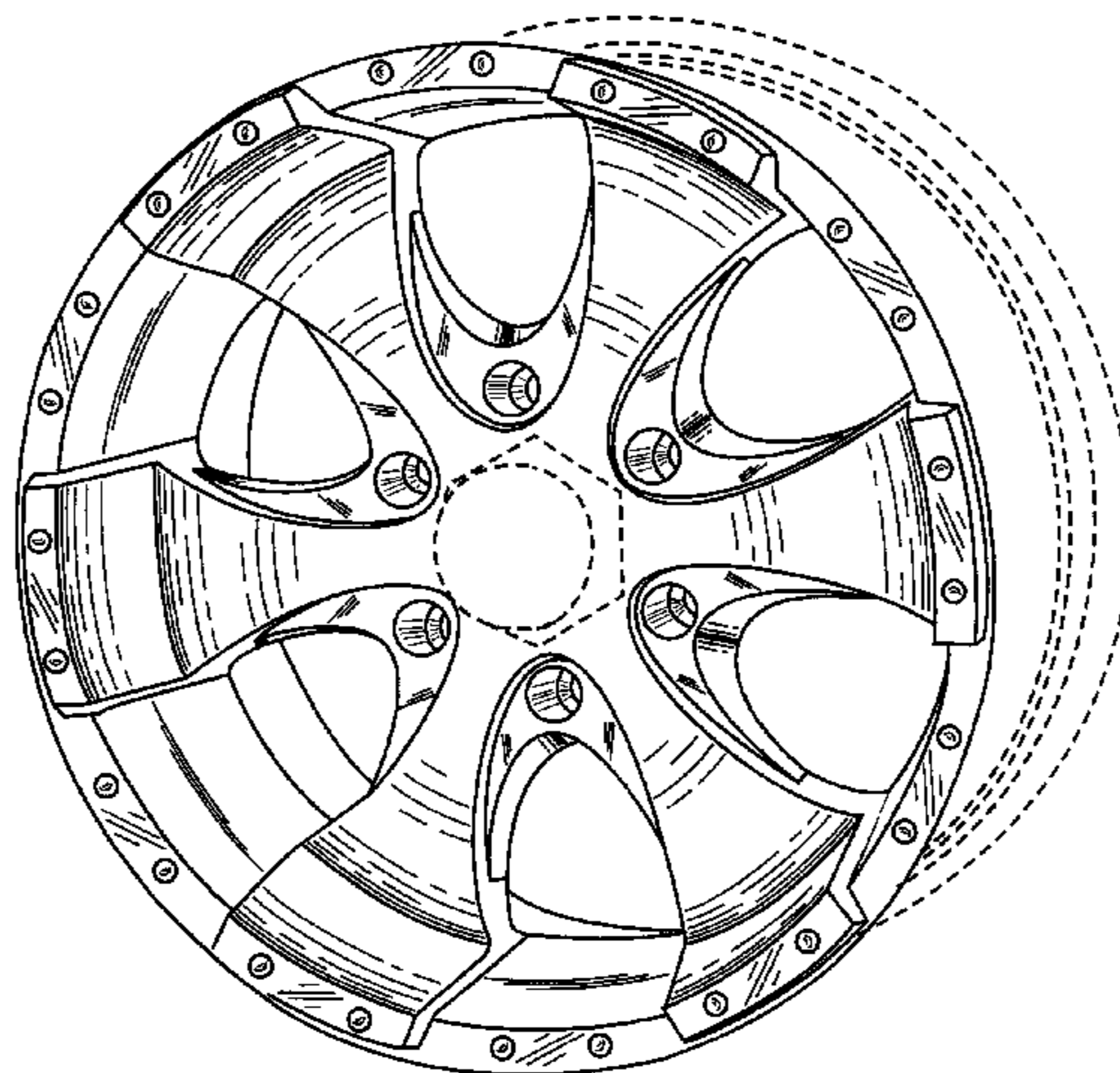
FIG. 2 is a front elevational view thereof.

FIG. 3 is a perspective view of a second embodiment of my design; and,

FIG. 4 is a front elevational view of the second embodiment of my design.

The broken lines are for illustrative purposes only, and form no part of the claimed design.

1 Claim, 4 Drawing Sheets






FIG. 1




FIG. 2

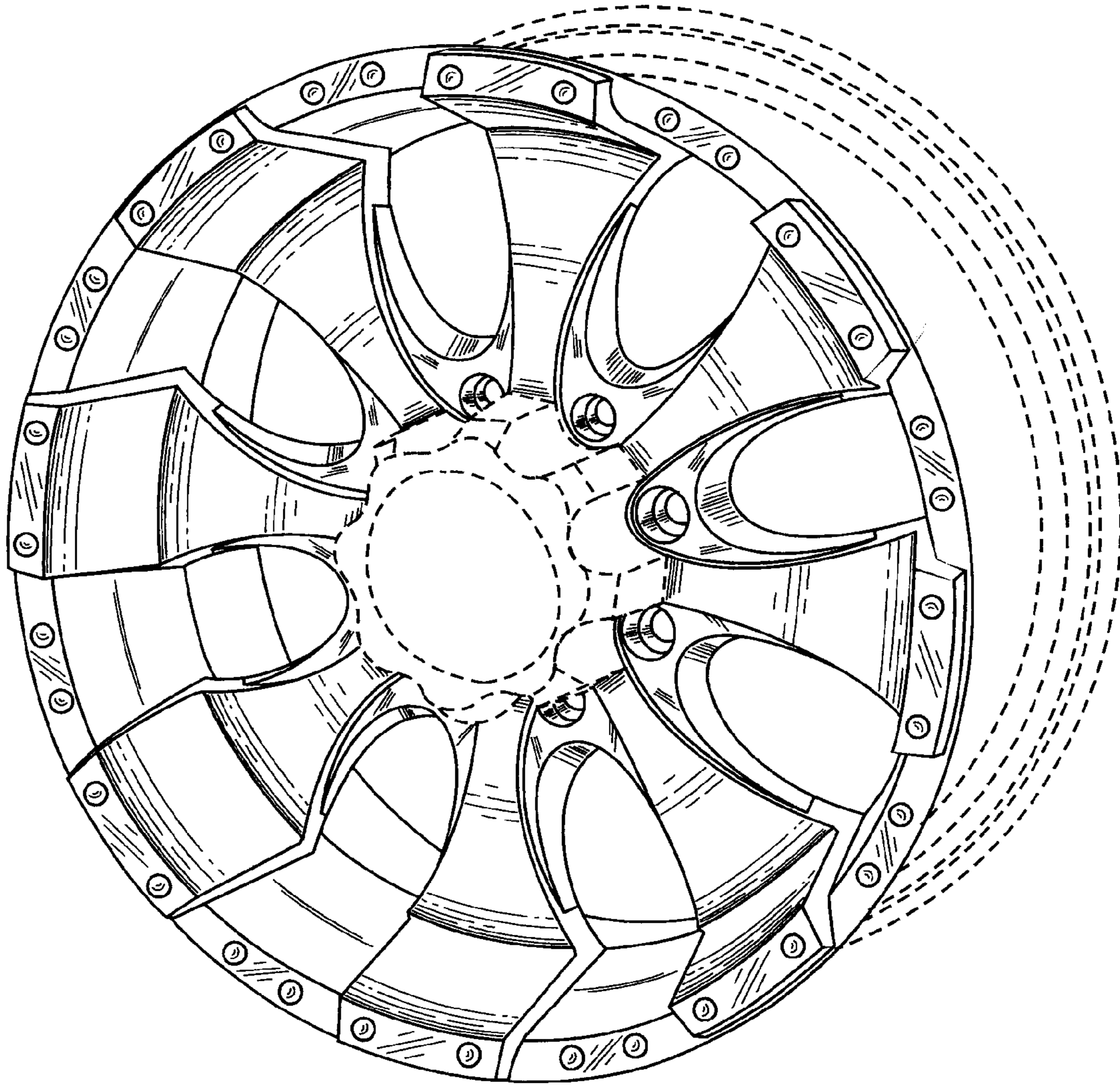


FIG. 3




FIG. 4