



US00D526254S

(12) **United States Design Patent**
Sowa

(10) **Patent No.:** **US D526,254 S**

(45) **Date of Patent:** **** Aug. 8, 2006**

(54) **FRONT BUMPER FOR AN AUTOMOBILE**

(75) Inventor: **Takeo Sowa**, Aichi-ken (JP)

(73) Assignee: **Toyota Jidosha Kabushiki Kaisha**,
Aichi-ken (JP)

(**) Term: **14 Years**

(21) Appl. No.: **29/235,721**

(22) Filed: **Aug. 5, 2005**

(51) **LOC (8) Cl.** **12-16**

(52) **U.S. Cl.** **D12/169**

(58) **Field of Classification Search** D12/90-92,
D12/86, 169, 196, 163; 296/193.08, 193.09;
293/102, 113, 115, 117, 120
See application file for complete search history.

(56) **References Cited**

U.S. PATENT DOCUMENTS

D447,726 S	*	9/2001	Okano	D12/169
D452,207 S		12/2001	Ishii et al.		
D462,640 S		9/2002	Sakae		
D463,334 S		9/2002	Koman		
D472,856 S		4/2003	Oishi et al.		
D473,168 S		4/2003	Hayashi		
D473,499 S		4/2003	Tanabe et al.		
D473,500 S		4/2003	Okumoto et al.		
D474,720 S	*	5/2003	Tachibana et al.	D12/169
D483,706 S	*	12/2003	Kato	D12/169
D497,580 S	*	10/2004	Aikawa	D12/169

D498,716 S	*	11/2004	Maeda et al.	D12/169
D501,436 S	*	2/2005	Nagura et al.	D12/169
D515,990 S	*	2/2006	Nakamura	D12/169
D516,967 S	*	3/2006	Tomida et al.	D12/169

OTHER PUBLICATIONS

Monthly Magazine "Family Car," Toyota Corolla Runx, published by Naigal Publishing Co., Ltd., Dec. 1, 2004, p. 68.

Guidebook for Cars, Toyota Fun Cargo, published by Japan Automobile Manufacturers Association, Inc., Nov. 2, 2004.

* cited by examiner

Primary Examiner—Melody N. Brown

(74) *Attorney, Agent, or Firm*—Finnegan, Henderson, Farabow, Garrett & Dunner, L.L.P.


(57) **CLAIM**

The ornamental design for a front bumper for an automobile, as shown and described.

DESCRIPTION

FIG. 1 is a left-front, perspective view of a front bumper for an automobile of my new design;
FIG. 2 is a front view thereof;
FIG. 3 is a rear view thereof;
FIG. 4 is a top view thereof;
FIG. 5 is a bottom view thereof; and,
FIG. 6 is a right-side view of my new design, the left-side view being a mirror image thereof.

1 Claim, 3 Drawing Sheets



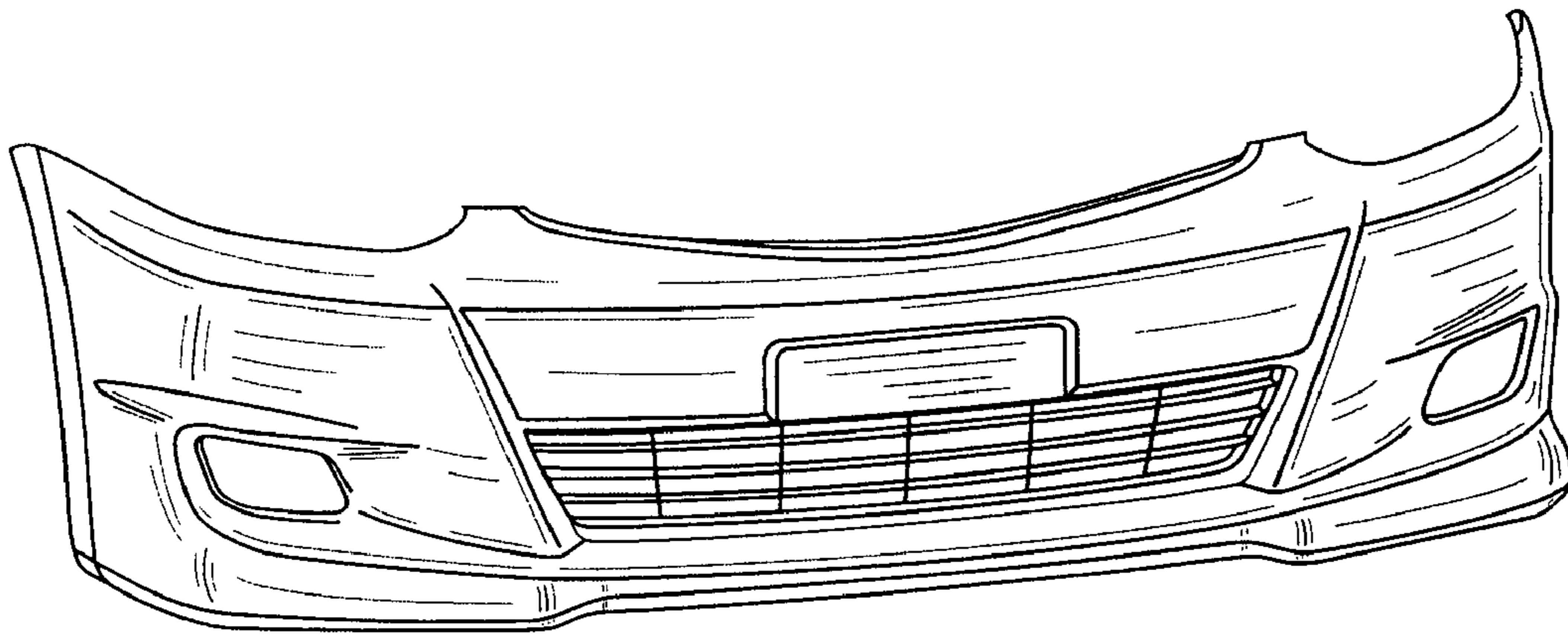


FIG. 1




FIG. 2




FIG. 3




FIG. 4

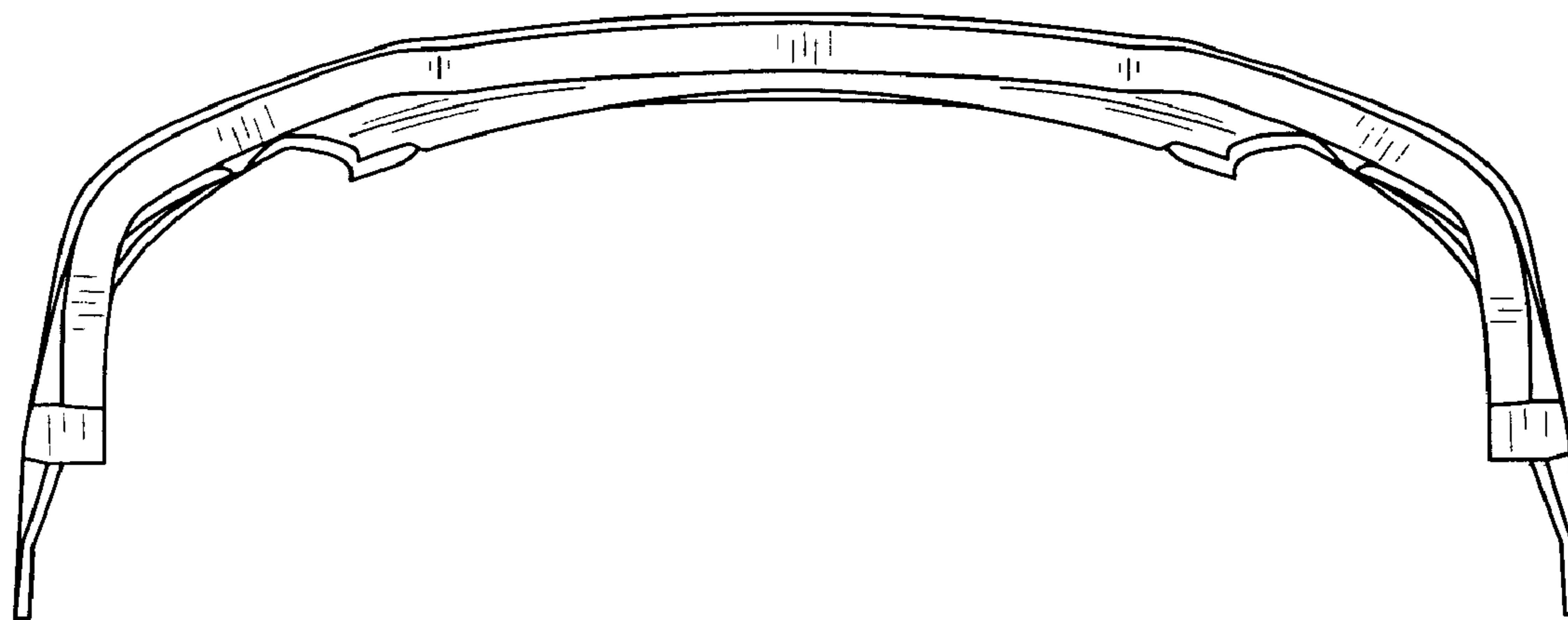


FIG. 5




FIG. 6