



US00D526242S

(12) **United States Design Patent**  
**Cavness**

(10) **Patent No.:** **US D526,242 S**

(45) **Date of Patent:** **\*\* Aug. 8, 2006**

(54) **STAR-STRUCK SCULPTURE**

(75) **Inventor:** **John Arthur Cavness**, San Angelo, TX  
(US)

(73) **Assignee:** **O-I-C it Studios, LLC**, Lewisville, TX  
(US)

(\*\*) **Term:** **14 Years**

(21) **Appl. No.:** **29/242,756**

(22) **Filed:** **Nov. 14, 2005**

(51) **LOC (8) Cl.** ..... **11-02**

(52) **U.S. Cl.** ..... **D11/157**

(58) **Field of Classification Search** ..... D11/1,  
D11/44, 48, 56, 70, 75, 78, 79, 81, 96, 99,  
D11/103, 108, 121, 122, 125, 131, 141, 157;  
D6/450, 451, 458, 462, 487, 497, 499; D99/25,  
D99/27, 99; D20/29, 36; 428/3, 7-16, 542.2,  
428/542.4, 542.6; 52/80.1, 80.2, 81.6, 648.1;  
248/915; 211/181.1

See application file for complete search history.

(56) **References Cited**

**U.S. PATENT DOCUMENTS**

1,897,942 A \* 2/1933 Pirrone ..... 239/237  
D238,198 S \* 12/1975 Fear ..... D11/83  
D242,363 S \* 11/1976 De Sena ..... D11/125  
D243,346 S \* 2/1977 Samuels ..... D27/192

4,637,941 A \* 1/1987 Rochte ..... 428/8  
4,665,594 A \* 5/1987 Wagner ..... 24/546  
D341,790 S \* 11/1993 Wanek ..... D10/118  
D376,245 S \* 12/1996 Brantley-Alcock ..... D99/25  
D394,826 S \* 6/1998 Speedling et al. .... D11/131  
D407,580 S \* 4/1999 Ossip ..... D6/462  
D417,168 S \* 11/1999 Hollingsworth ..... D11/121  
D512,660 S \* 12/2005 Steshik ..... D11/81  
D513,713 S \* 1/2006 Steshik ..... D11/81

\* cited by examiner

*Primary Examiner*—Catherine Tuttle

(74) *Attorney, Agent, or Firm*—John G. Fischer; Storm LLP


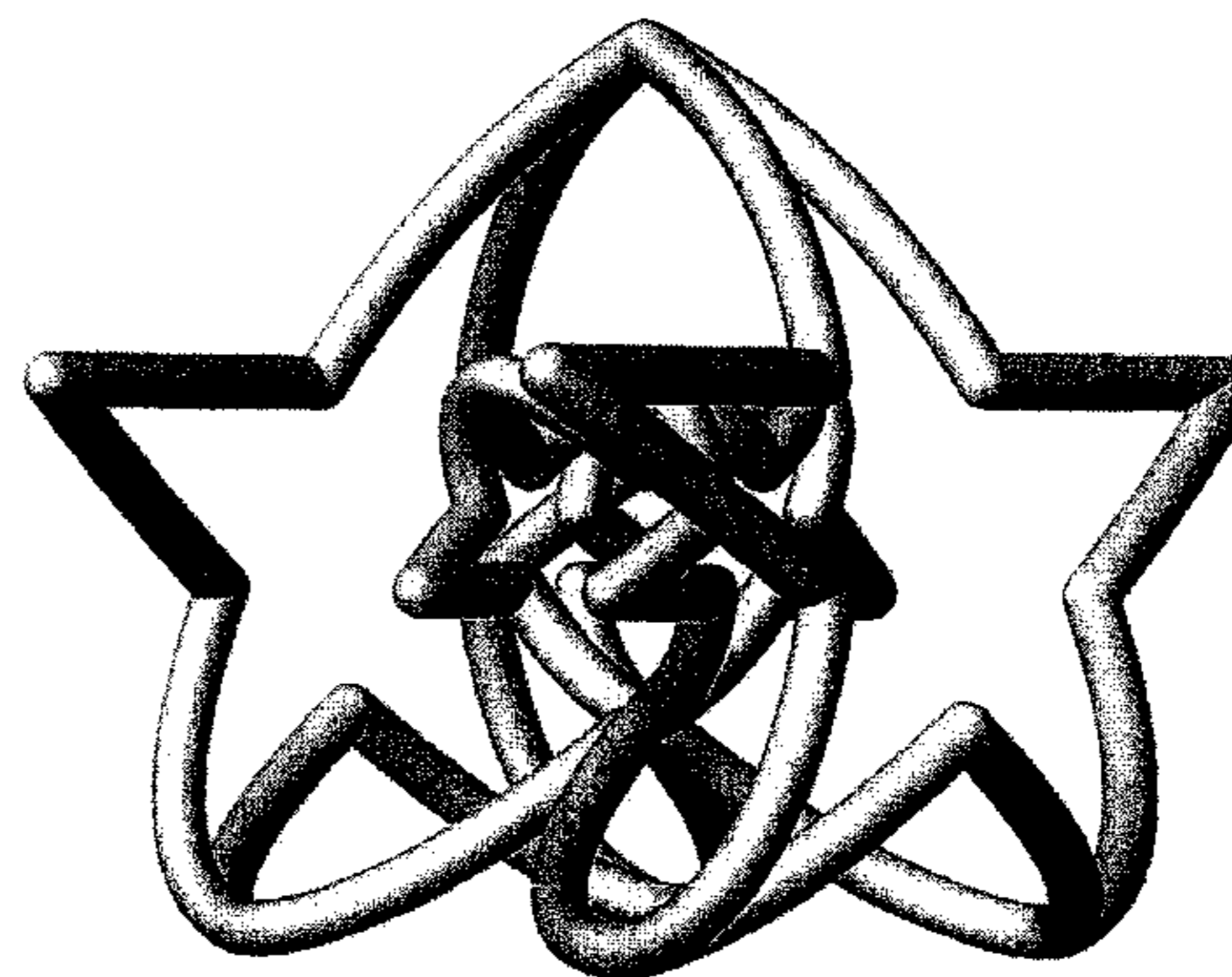

(57) **CLAIM**

The ornamental design for a star-struck sculpture, as shown and described.

**DESCRIPTION**

FIG. 1 is the front view of the design;  
FIG. 2 is the front and left view rotated 45° from FIG. 1;  
FIG. 3 is the left side view rotated 90° from FIG. 1;  
FIG. 4 is the left and rear view rotated 45° from FIG. 3;  
FIG. 5 is the rear view opposite to FIG. 1;  
FIG. 6 is the rear and right view opposite to FIG. 2;  
FIG. 7 is the right side view opposite to FIG. 3;  
FIG. 8 is the right and front view opposite to FIG. 4;  
FIG. 9 is the top view; and,  
FIG. 10 is the bottom view.

**1 Claim, 10 Drawing Sheets**






FIGURE 1



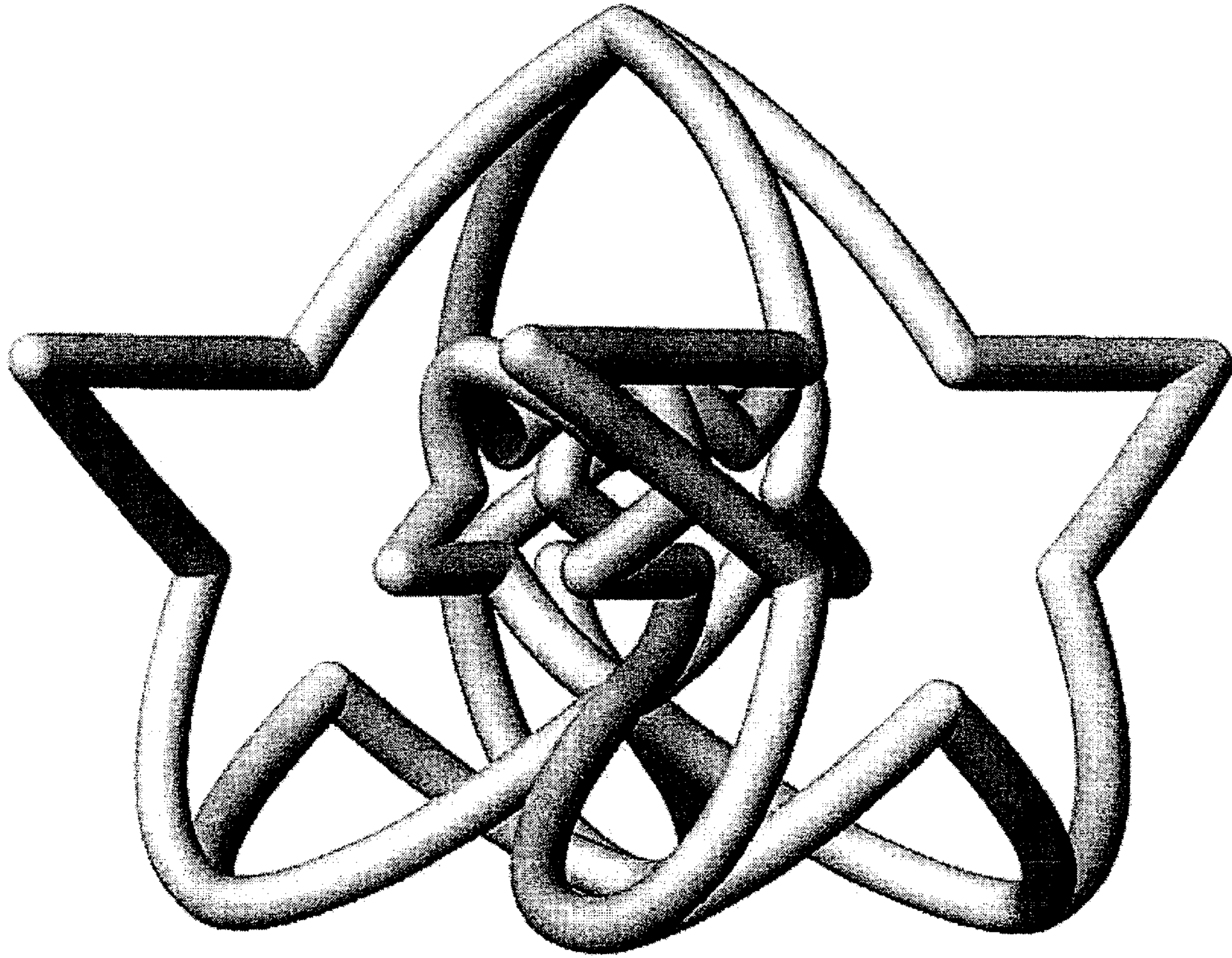


FIGURE 2



Figure 3






FIGURE 4






FIGURE 5



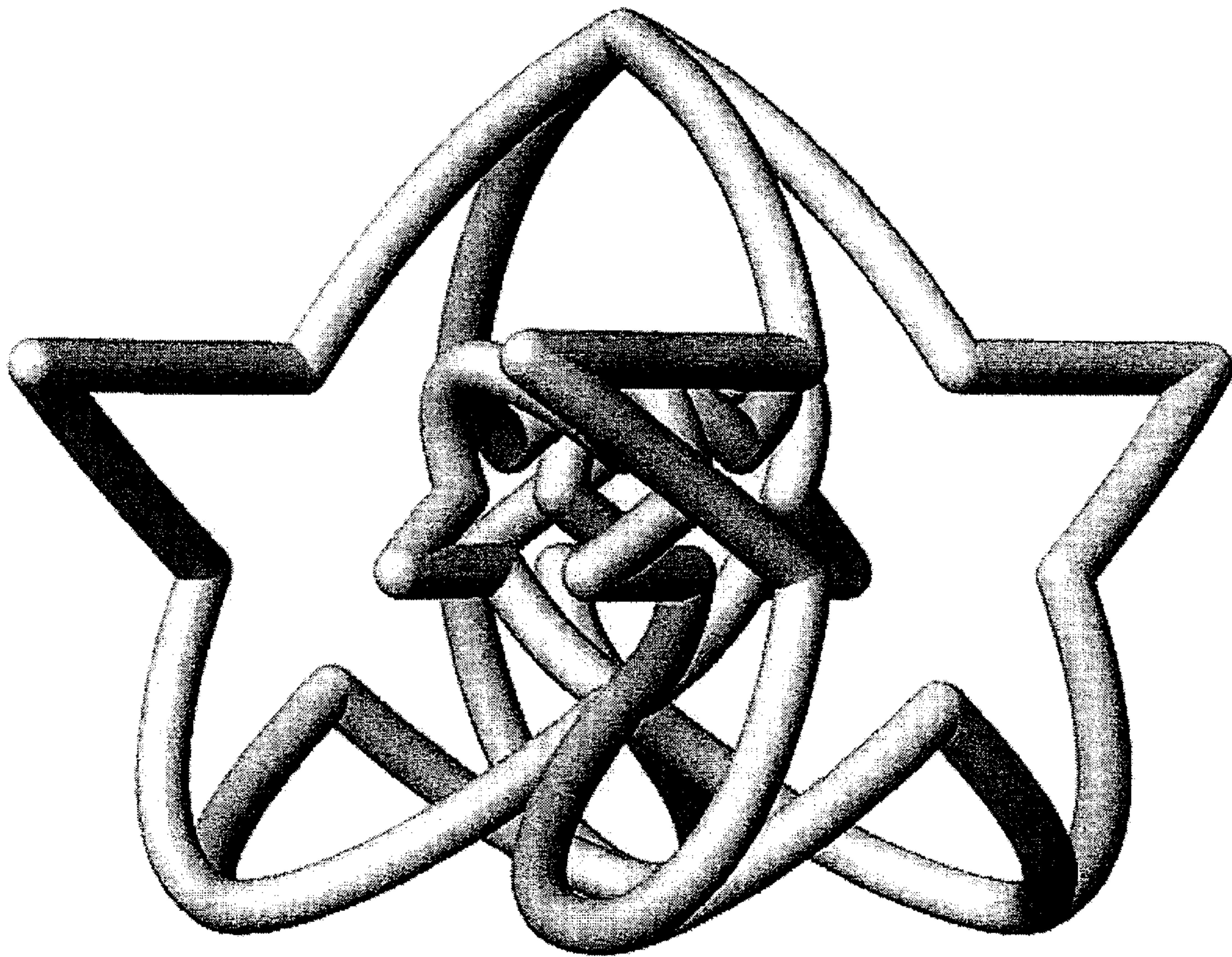


FIGURE 6




Figure 7






FIGURE 8



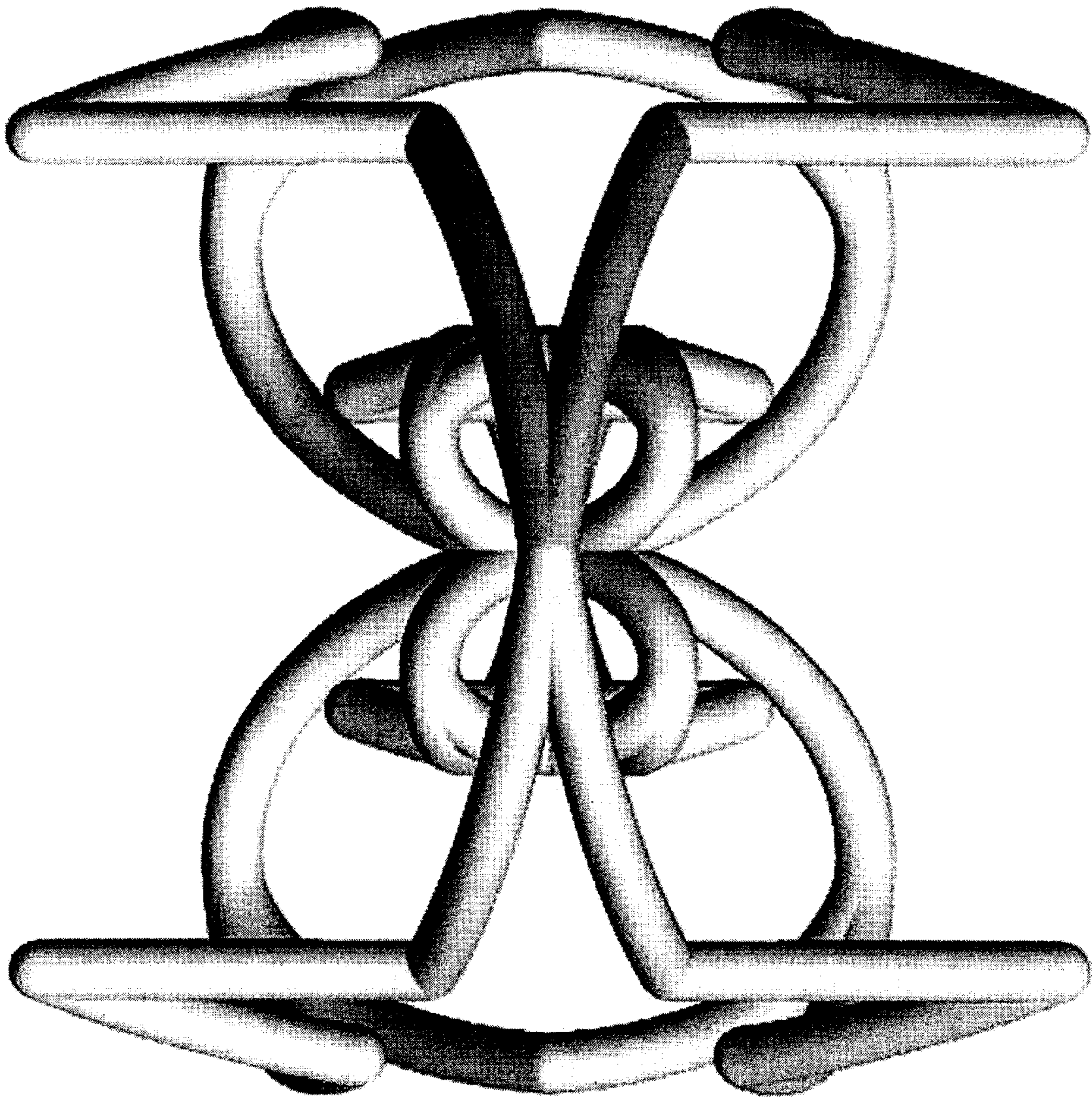


FIGURE 9



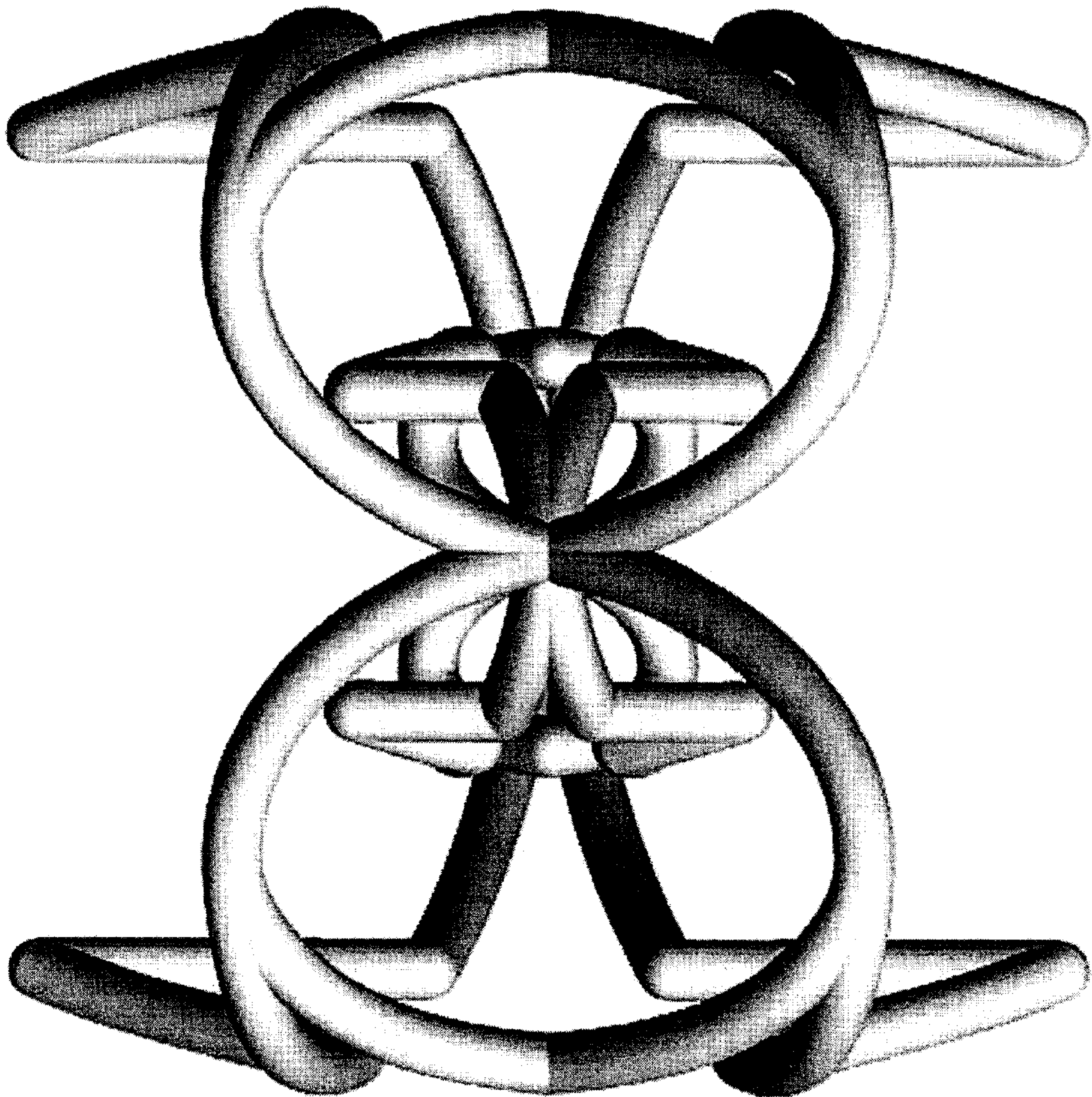


FIGURE 10