



US00D526241S

(12) **United States Design Patent**
Cavness

(10) **Patent No.:** **US D526,241 S**

(45) **Date of Patent:** **** Aug. 8, 2006**

(54) **STAR-HEARTS SCULPTURE**

(75) **Inventor:** **John Arthur Cavness**, San Angelo, TX (US)

(73) **Assignee:** **O-I-C it Studios, LLC**, Lewisville, TX (US)

(**) **Term:** **14 Years**

(21) **Appl. No.:** **29/241,487**

(22) **Filed:** **Oct. 27, 2005**

(51) **LOC (8) Cl.** **11-02**

(52) **U.S. Cl.** **D11/157**

(58) **Field of Classification Search** D11/1,
D11/44, 48, 56, 70, 75, 78, 79, 81, 96, 99,
D11/103, 108, 121, 122, 125, 131, 141, 157;
D6/450, 451, 458, 462, 487, 497, 499; D99/25,
D99/27, 99; D20/29, 36; 428/3, 7-16, 542.2,
428/542.4, 542.6; 52/80.1, 80.2, 81.6, 648.1;
248/915; 211/181.1

See application file for complete search history.

(56) **References Cited**

U.S. PATENT DOCUMENTS

- 1,897,942 A * 2/1933 Pirrone 239/237
- D182,452 S * 4/1958 Carrigan D6/458
- D238,198 S * 12/1975 Fear D11/83
- D242,363 S * 11/1976 Sena D11/125

- D243,346 S * 2/1977 Samuels D27/192
- 4,637,941 A * 1/1987 Rochte 428/8
- 4,665,594 A * 5/1987 Wagner 24/546
- D341,790 S * 11/1993 Wanek D10/118
- D376,245 S * 12/1996 Brantley-Alcock D99/25
- D394,826 S * 6/1998 Speedling et al. D11/131
- D417,168 S * 11/1999 Hollingsworth D11/121
- D496,299 S * 9/2004 Ljahnicky et al. D11/81

* cited by examiner

Primary Examiner—Catherine Tuttle

(74) *Attorney, Agent, or Firm*—John G. Fischer; Storm LLP


(57) **CLAIM**

The ornamental design for a star-hearts sculpture, as shown and described.

DESCRIPTION

FIG. 1 is the front view of the design;
 FIG. 2 is the front and left view rotated 45° from FIG. 1;
 FIG. 3 is the left side view rotated 90° from FIG. 1;
 FIG. 4 is the left and rear view rotated 45° from FIG. 3;
 FIG. 5 is the rear view opposite to FIG. 1;
 FIG. 6 is the rear and right view opposite to FIG. 2;
 FIG. 7 is the right side view opposite to FIG. 3;
 FIG. 8 is the right and front view opposite to FIG. 4;
 FIG. 9 is the top view, shown on an enlarged scale; and,
 FIG. 10 is the bottom view, shown on an enlarged scale.

1 Claim, 10 Drawing Sheets



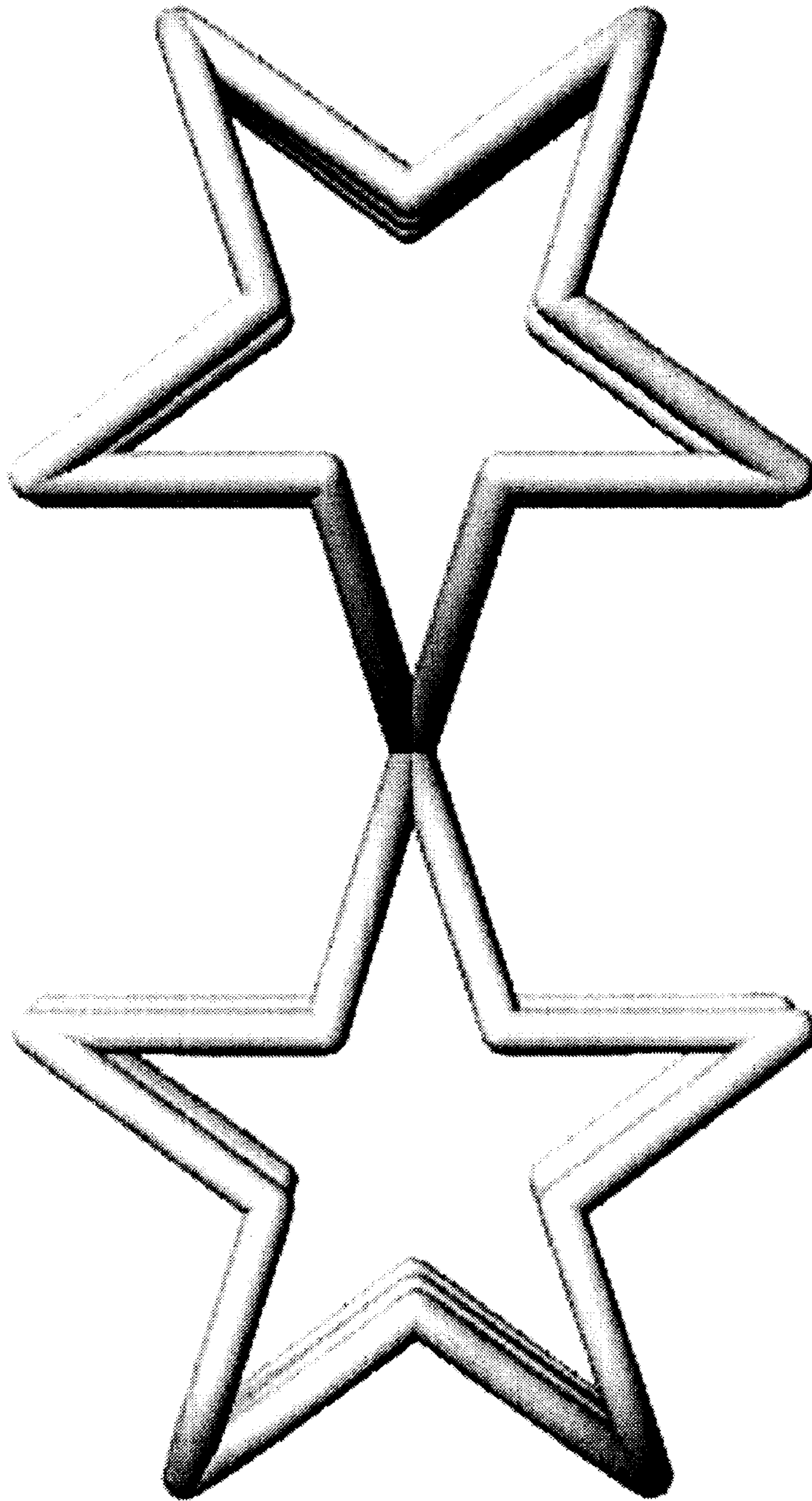


FIGURE 1

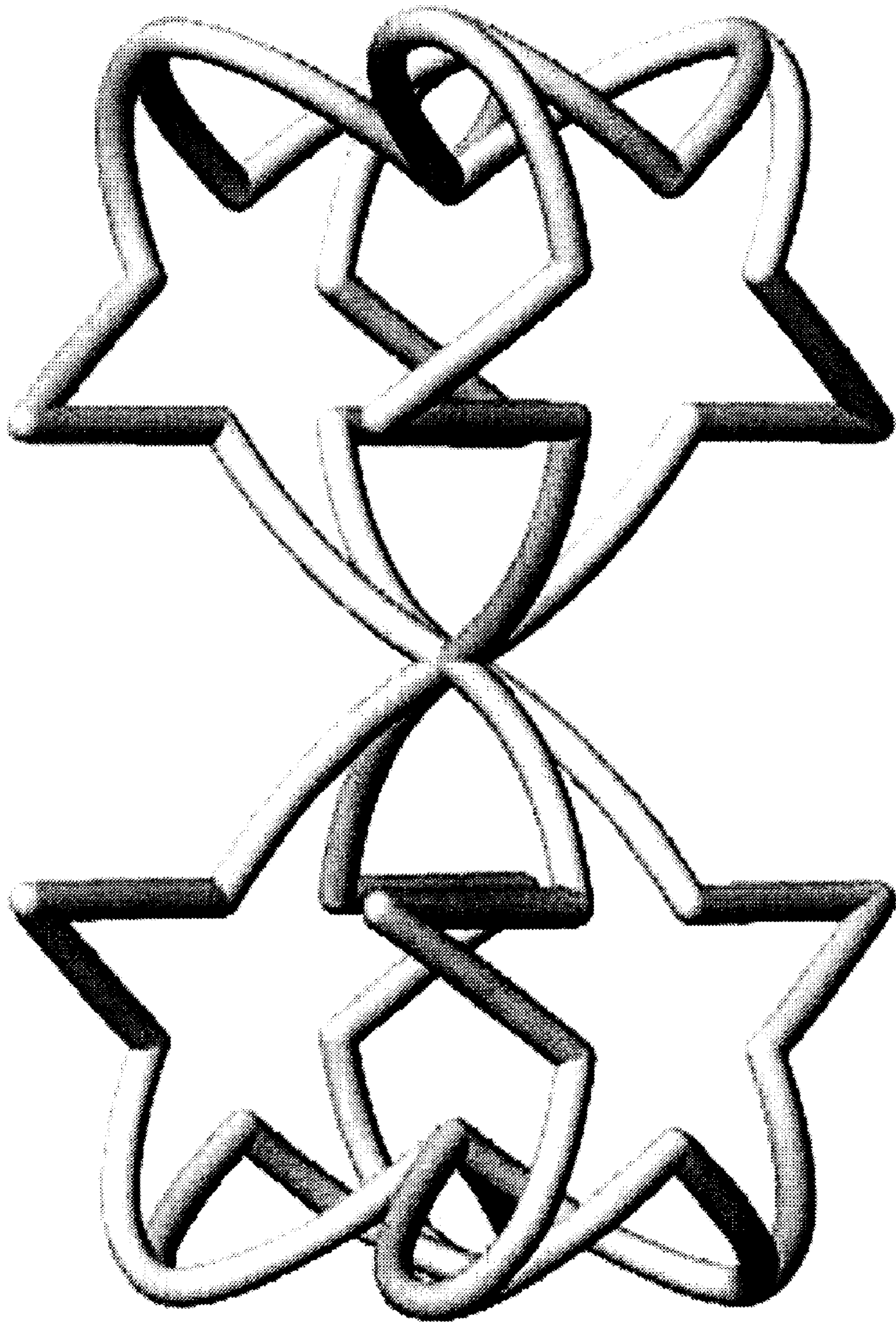


FIGURE 2

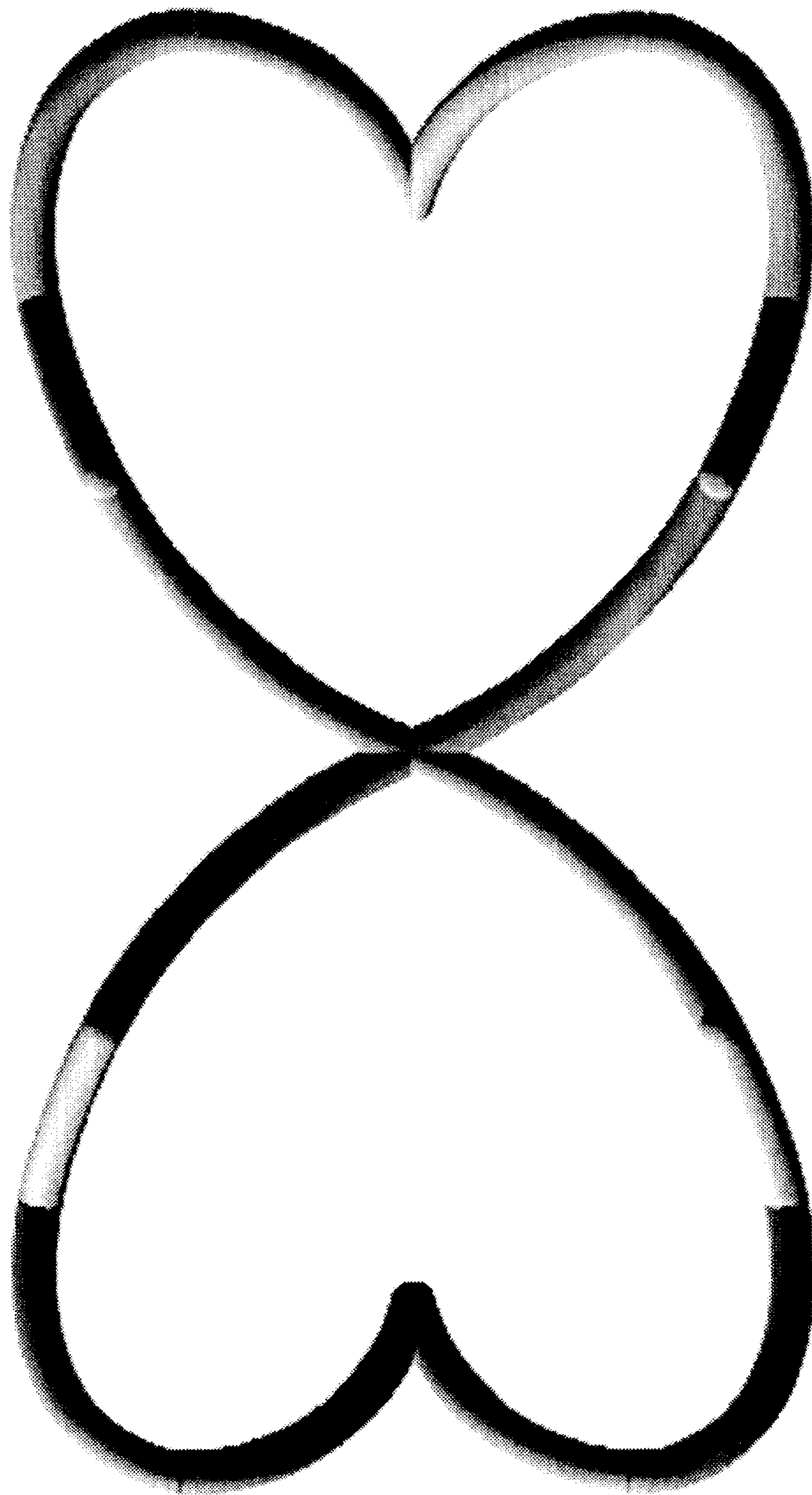


Figure 3




FIGURE 4

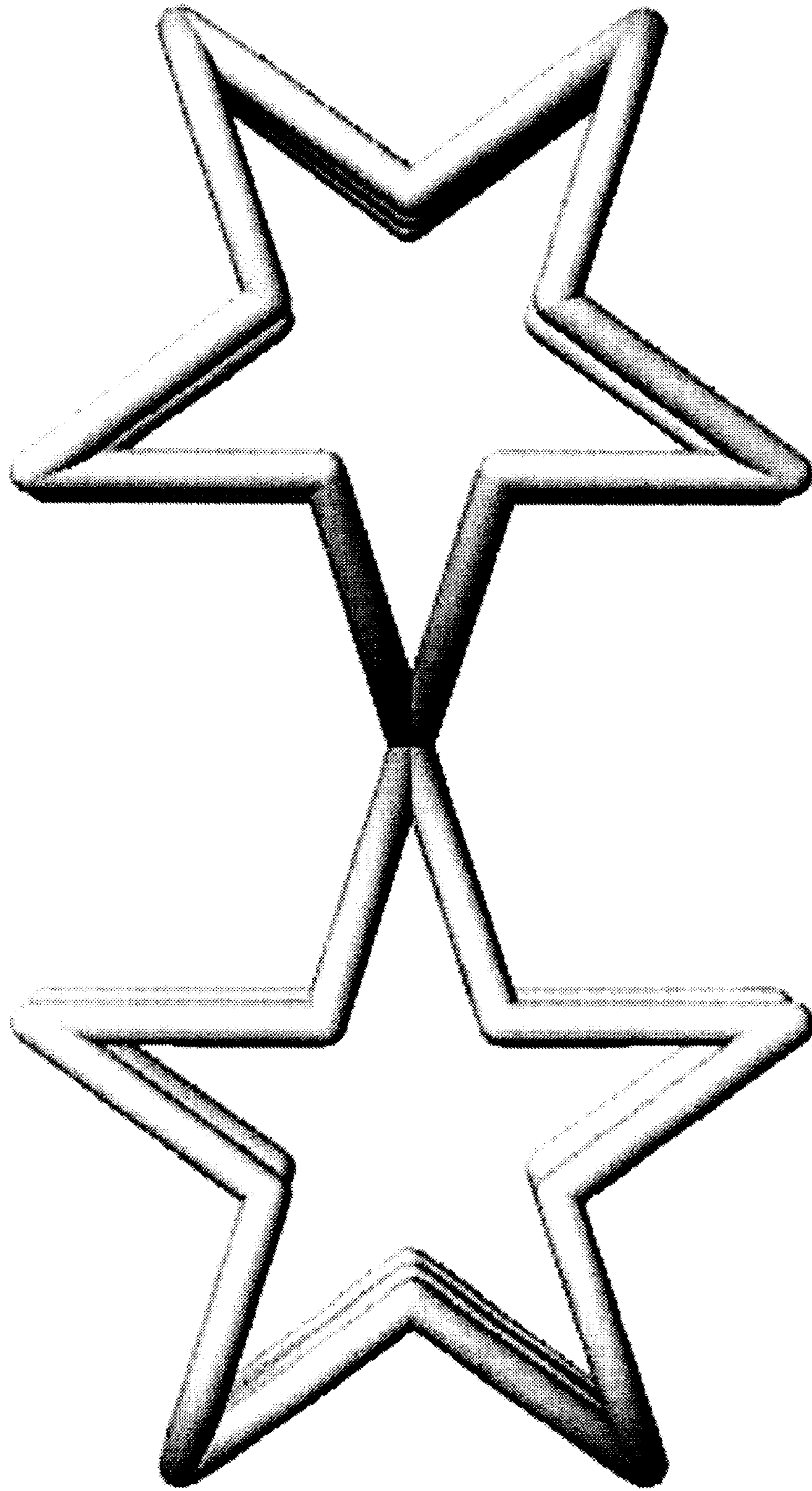


FIGURE 5

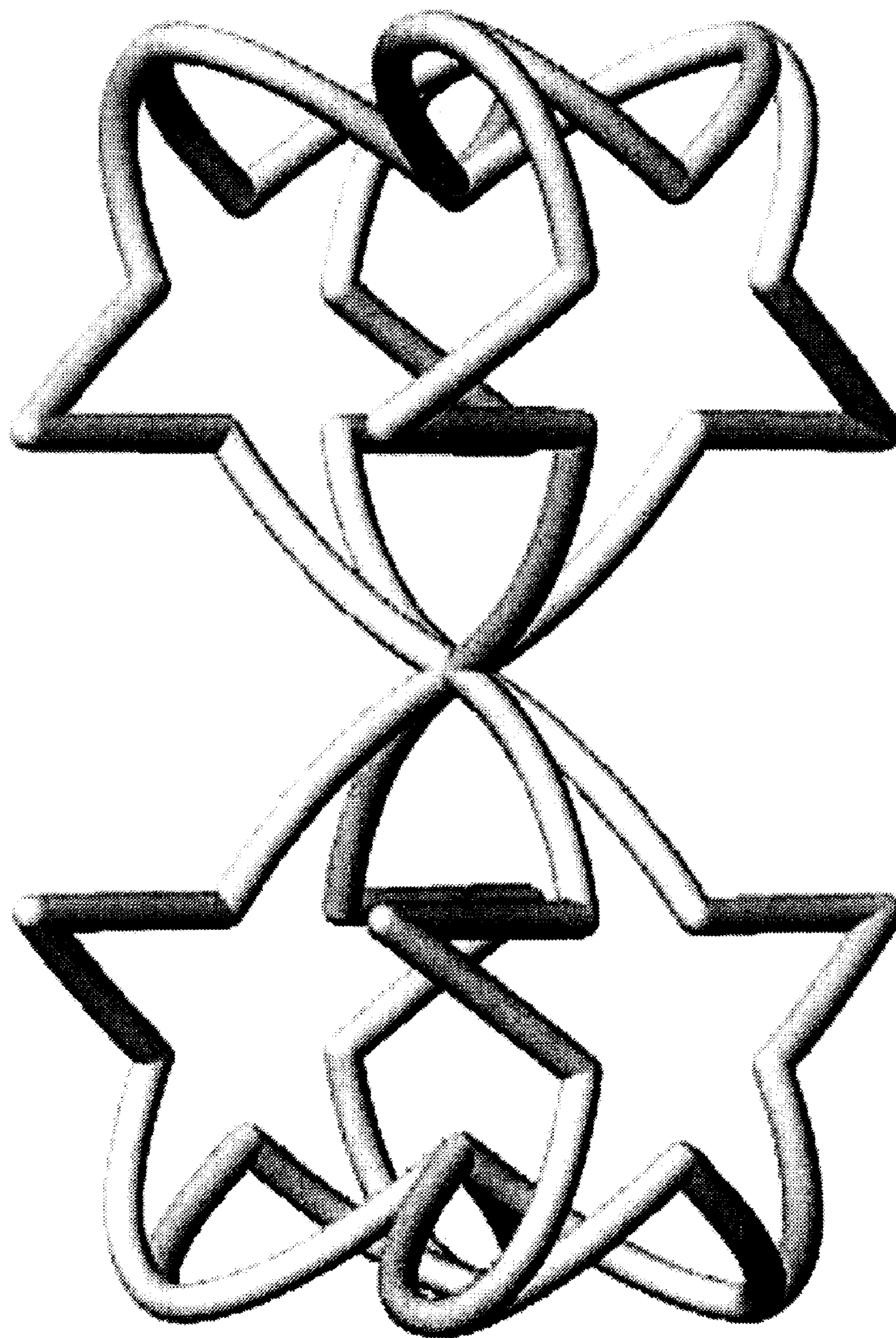


FIGURE 6

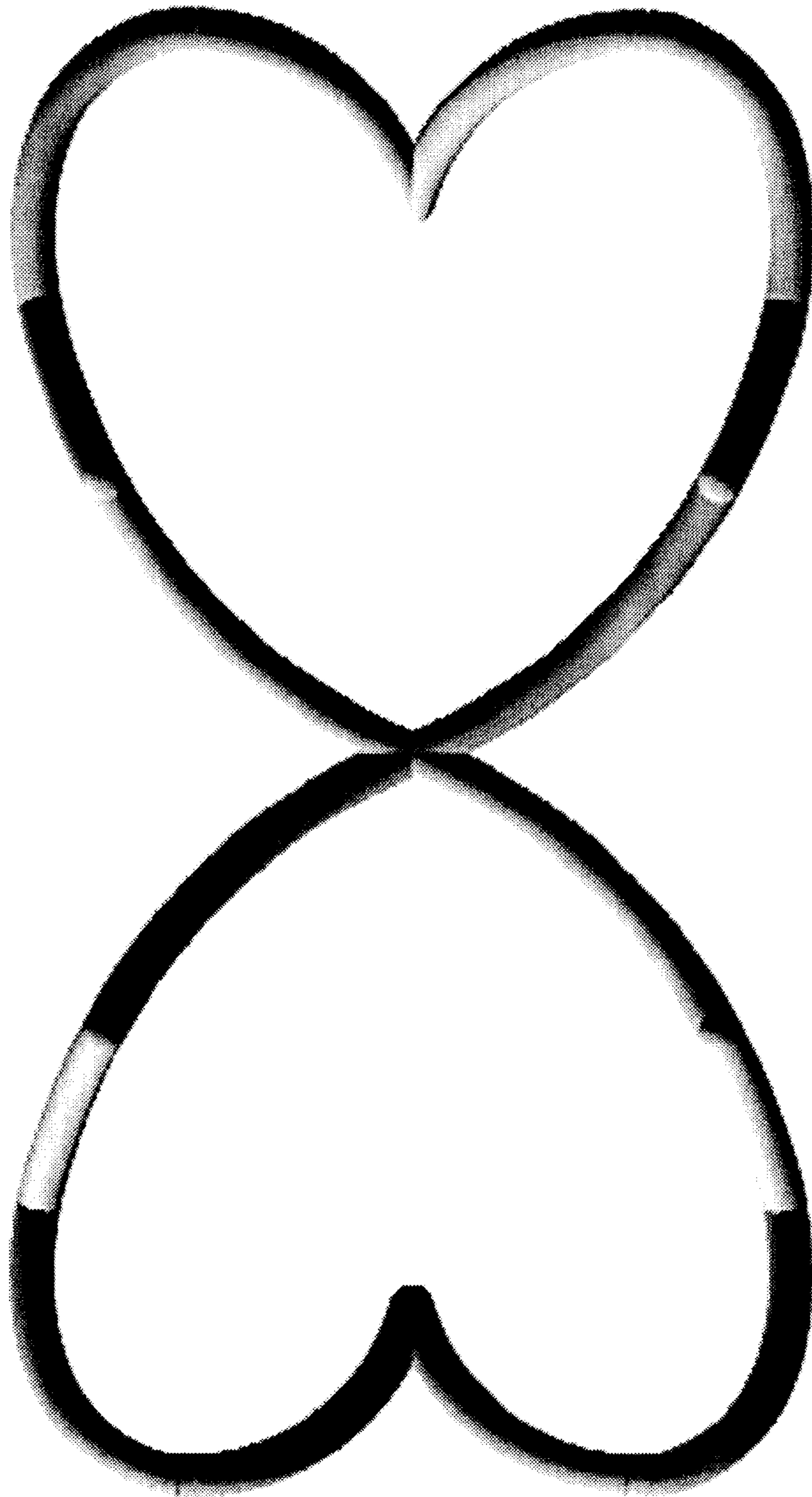


Figure 7




FIGURE 8




FIGURE 9




FIGURE 10