

US00D526238S

(12) **United States Design Patent** (10) **Patent No.:** **US D526,238 S**
Weiser et al. (45) **Date of Patent:** **** Aug. 8, 2006**

(54) **WHIMSICAL FLOWER**

(75) Inventors: **Margaret Weiser**, Tarzana, CA (US);
Isaac Weiser, Tarzana, CA (US)

(73) Assignee: **Exhart Environmental Systems, Inc.**,
Chatsworth, CA (US)

(**) Term: **14 Years**

(21) Appl. No.: **29/240,943**

(22) Filed: **Oct. 20, 2005**

2,190,283 A	2/1940	Eckelberg	
2,220,442 A	11/1940	Edmond	
D132,559 S	*	5/1942 Sawyer	D11/153
D137,508 S	*	3/1944 Asay	D26/2
D137,644 S		4/1944 Hobe	
2,439,045 A		4/1948 Philip	
2,511,510 A	*	6/1950 Mukai	63/32
2,823,525 A		2/1958 Crigler	
4,963,854 A	*	10/1990 Stuecker	340/384.6
D319,705 S		9/1991 Tsai	
5,657,647 A	*	8/1997 Freiesleben	63/32
5,659,988 A		8/1997 Kim et al.	
D438,139 S		2/2001 Mozena	
6,422,913 B1		7/2002 Trejo	
D509,315 S	*	9/2005 Weiser et al.	D26/101

Related U.S. Application Data

(62) Division of application No. 29/206,767, filed on Jun. 2, 2004.

(51) **LOC (8) Cl.** **11-01**

(52) **U.S. Cl.** **D11/130; D11/164**

(58) **Field of Classification Search** D11/33,
D11/35, 36, 47, 67, 75, 76, 207, 117-164;
D8/300, 307, 310, 312, 378, DIG. 1-3; D26/1-4,
D26/36, 57, 73, 101, 127; D28/39, 41, 43;
428/7-28, 542.2, 542.4; 63/1.1-43; 362/100,
362/104, 122, 806

See application file for complete search history.

(56) **References Cited**

U.S. PATENT DOCUMENTS

D7,924 S	*	12/1874	Beals	D11/79
D11,495 S		11/1879	Somes	
593,329 A		11/1897	McLaughlin	
D38,654 S	*	7/1907	Levy	D11/207
1,310,234 A		7/1919	Denning	
1,515,053 A	*	11/1924	Johnston	362/122
1,720,881 A		7/1929	Brewster	
D95,019 S		4/1935	Cooperstein	

* cited by examiner

Primary Examiner—Catherine Tuttle

(74) *Attorney, Agent, or Firm*—Cislo & Thomas LLP

(57) **CLAIM**

I claim the ornamental design for whimsical flower, as shown and described.

DESCRIPTION


FIG. 1 is a top plan view of our whimsical flower with the dotted line showing being for illustrative purposes only and to which no claim is made;

FIG. 2 is a bottom view of FIG. 1 with the dotted line showing being for illustrative purposes only and to which no claim is made; and,

FIG. 3 is a front, back, and side view of FIG. 1 with the dotted line showing being for illustrative purposes only and to which no claim is made.

The portions shown in broken lines are for illustrative purposes only, and form no part of the claimed design.

1 Claim, 3 Drawing Sheets






FIG. 1

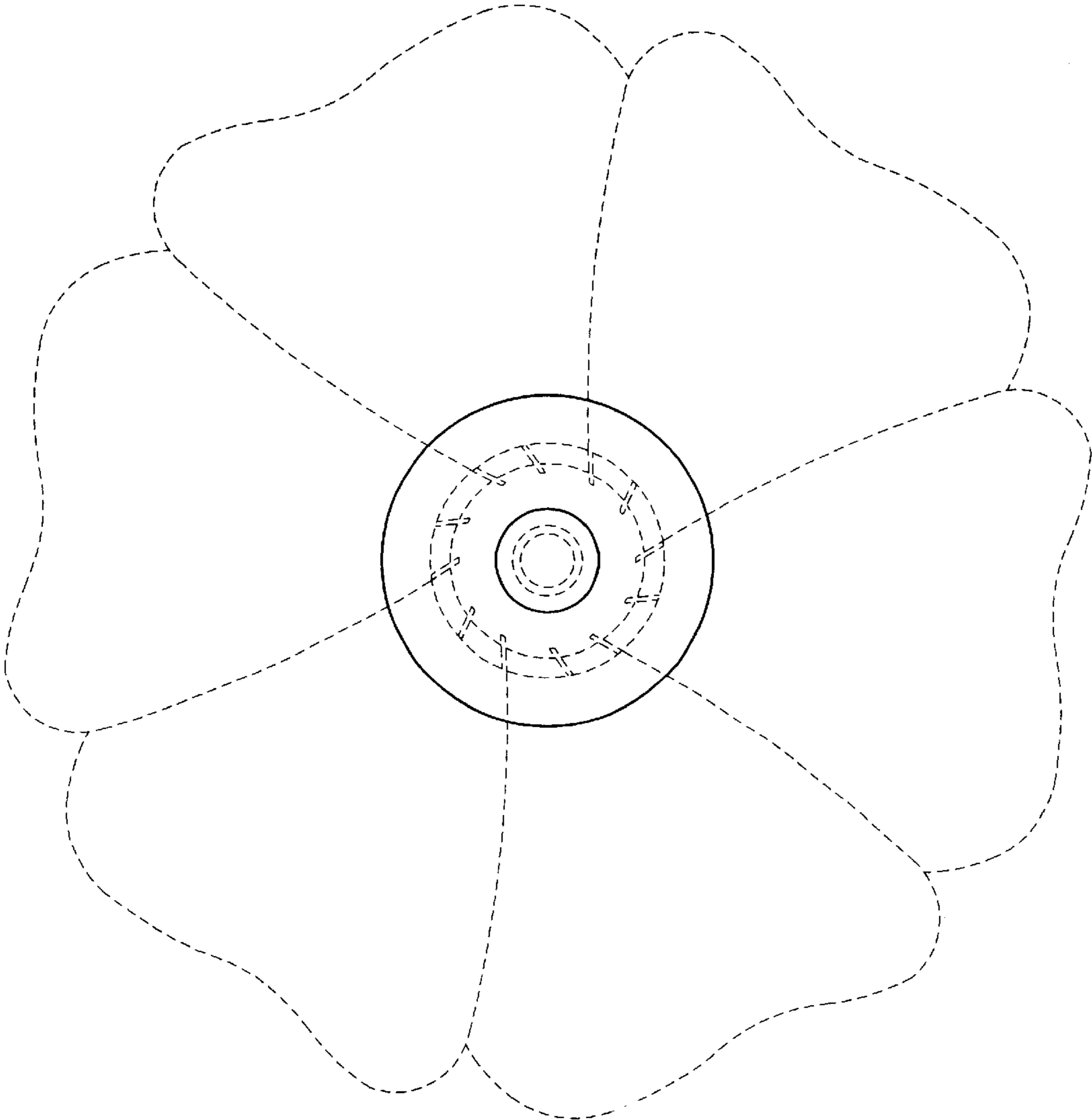


FIG. 2

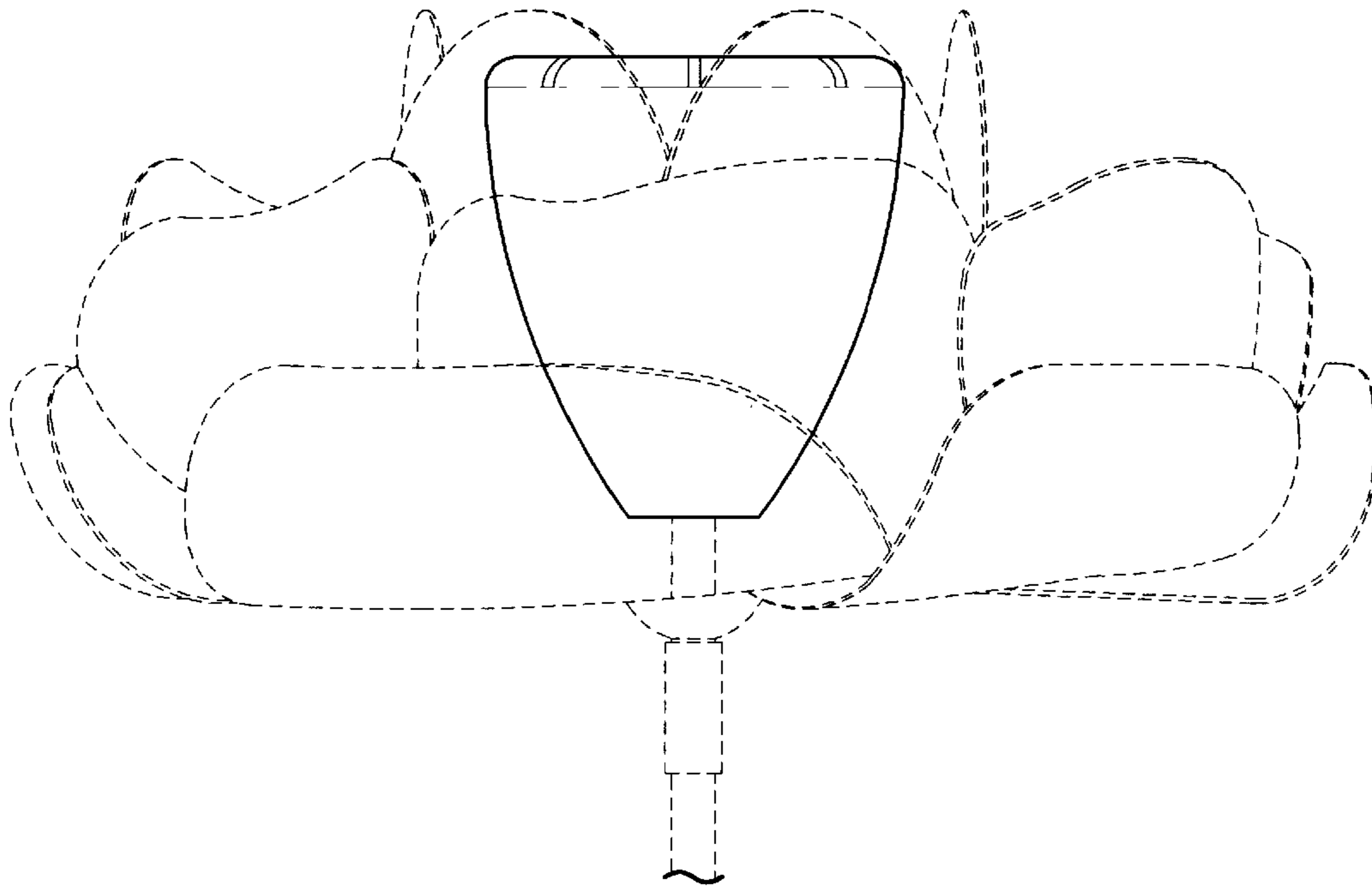


FIG. 3