



US00D526218S

(12) **United States Design Patent**
Krieger

(10) **Patent No.:** **US D526,218 S**

(45) **Date of Patent:** **** Aug. 8, 2006**

(54) **WATCH**

(76) **Inventor:** **Ira Stuart Krieger**, 1354 Cleveland Rd., Miami Beach, FL (US) 33141

(**) **Term:** **14 Years**

(21) **Appl. No.:** **29/245,966**

(22) **Filed:** **Dec. 30, 2005**

(51) **LOC (8) Cl.** **10-02**

(52) **U.S. Cl.** **D10/39**

(58) **Field of Classification Search** D10/30-39,
D10/122-132; 368/276, 281, 282, 285, 294,
368/295, 316, 317, 21-27, 28-30, 82-84,
368/226, 228, 232, 250, 239-242, 223, 10
See application file for complete search history.

(56) **References Cited**

U.S. PATENT DOCUMENTS

- D56,426 S * 10/1920 Goodrow D10/126
- 4,653,933 A * 3/1987 Reichel 368/282
- D371,079 S * 6/1996 Mijatovic D10/39
- D423,953 S * 5/2000 Kauffmann D10/39

- D473,473 S * 4/2003 Wunderman D10/32
- D479,137 S * 9/2003 Kauffmann D10/39
- D502,413 S * 3/2005 Sugiura et al. D10/39
- D507,974 S * 8/2005 Strasser D10/30
- D509,446 S * 9/2005 Wunderman D10/32

* cited by examiner

Primary Examiner—Lucy Lieberman

(74) *Attorney, Agent, or Firm*—Malloy & Malloy, P.A.

(57) **CLAIM**

The ornamental design for a watch, as shown and described.

DESCRIPTION

FIG. 1 is a front perspective view illustrating my design for a watch;

FIG. 2 is a front view thereof;

FIG. 3 is a left side view thereof;


FIG. 4 is a top view thereof;

FIG. 5 is a right side view thereof;

FIG. 6 is a bottom view thereof; and,

FIG. 7 is a rear view thereof.

1 Claim, 3 Drawing Sheets






FIG. 1




FIG. 4




FIG. 3




FIG. 2

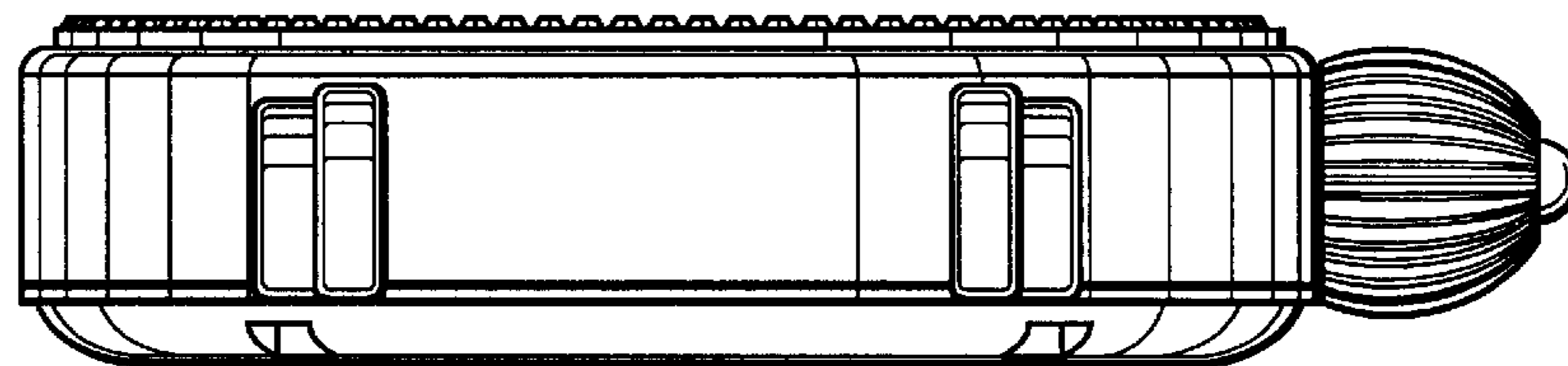


FIG. 6




FIG. 5

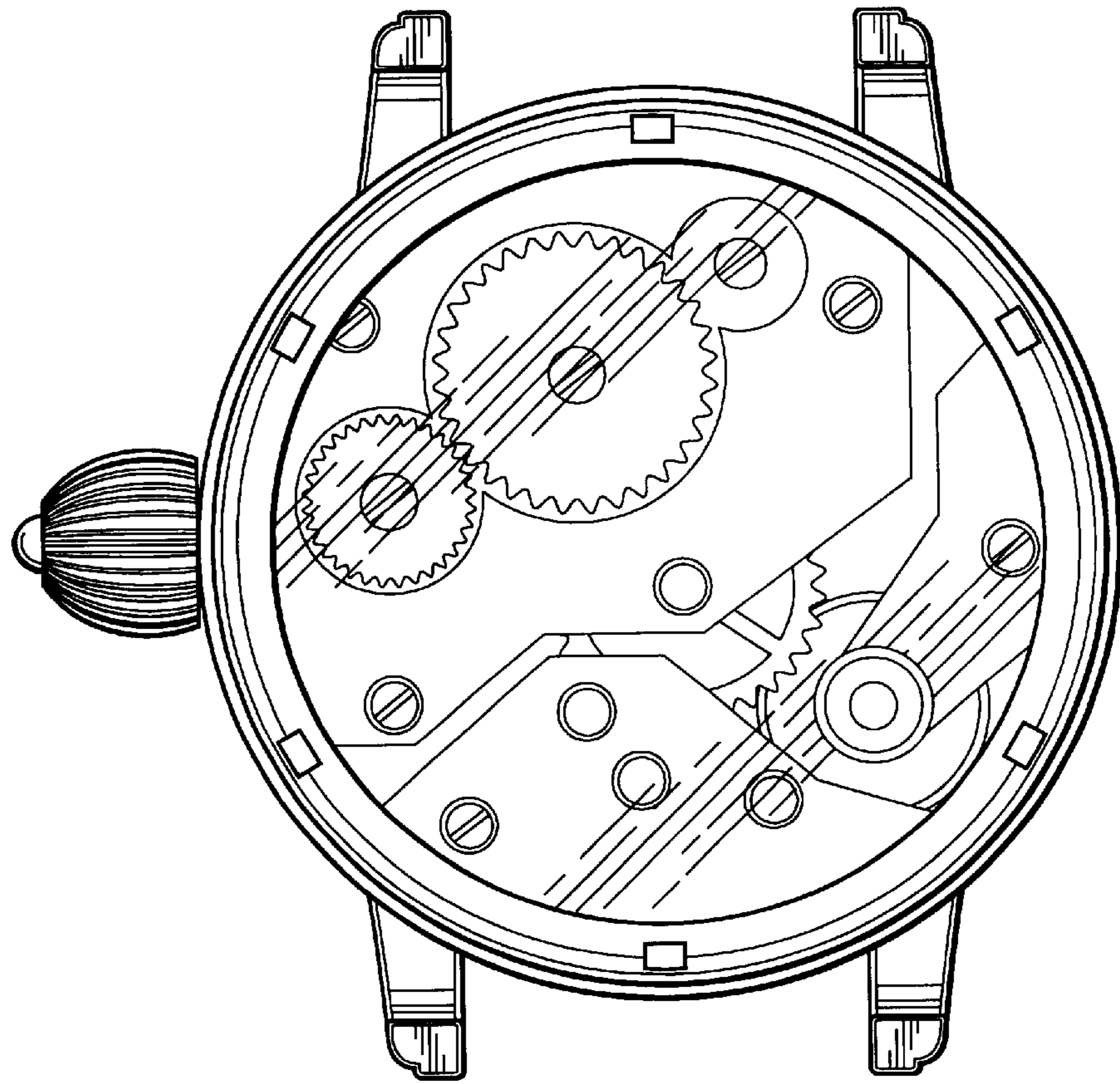


FIG. 7