

US00D526208S

(12) **United States Design Patent** (10) **Patent No.:** **US D526,208 S**
Klein et al. (45) **Date of Patent:** **** Aug. 8, 2006**

(54) **BEVERAGE CONTAINER**

(76) Inventors: **Daryl Klein**, c/o The Brainstorm Group, 260 Richmond Street West, Suite 602, Toronto, Ontario (CA), MV 1W5; **Nabil Elsaadi**, c/o The Brainstorm Group, 260 Richmond Street West, Suite 602, Toronto, Ontario (CA), MV 1W5

(**) Term: **14 Years**

(21) Appl. No.: **29/212,513**

(22) Filed: **Sep. 1, 2004**

(51) **LOC (8) Cl.** **09-01**

(52) **U.S. Cl.** **D9/633; D9/668; D9/652; D7/606; D7/628**

(58) **Field of Classification Search** D7/514-517, D7/599, 613, 606, 628; D9/600, 633, 652, D9/658, 500, 502, 516, 518, 519, 668, 556-557; D34/39; 215/379-383, 400; 220/890; 206/457, 206/459.1, 822

See application file for complete search history.

(56) **References Cited**

U.S. PATENT DOCUMENTS

D216,422 S	*	1/1970	Koch	D9/633
D271,663 S	*	12/1983	Stark et al.	D9/668
D276,499 S	*	11/1984	Kamada et al.	D9/633
D277,041 S	*	1/1985	Nichols	D34/39
D309,847 S	*	8/1990	Scheurer	D34/39
D309,861 S	*	8/1990	Farrar	D9/518
D310,627 S	*	9/1990	Manuel	D9/633
D313,930 S	*	1/1991	Martin	D9/658
D336,714 S	*	6/1993	Brossia et al.	D34/39
D389,734 S	*	1/1998	Schultz et al.	D9/668
D393,521 S	*	4/1998	Morneau	D34/39
D402,198 S	*	12/1998	Schultz et al.	D9/668

OTHER PUBLICATIONS

www.ebay.com Vintage Molson Canadian Beer Plastic sign.*

* cited by examiner

Primary Examiner—Sandra L. Morris
(74) *Attorney, Agent, or Firm*—Gerald E. Hespos; Anthony J. Casella

(57) **CLAIM**

The ornamental design of a beverage container, as shown and described.

DESCRIPTION

FIG. 1 is a perspective view of a beverage container in accordance with a first embodiment of our design;

FIG. 2 is a top plan view of the beverage container of FIG. 1;

FIG. 3 is a right side elevational view of the beverage container of FIG. 1;

FIG. 4 is a bottom plan view of the beverage container of FIG. 1;

FIG. 5 is a front elevational view of the beverage container of FIG. 1;

FIG. 6 is a rear elevational view of the beverage container of FIG. 1;

FIG. 7 is a left side elevational view of the beverage container of FIG. 1;

FIG. 8 is a perspective view of a beverage container in accordance with a second embodiment of our design;

FIG. 9 is a top plan view of the beverage container of FIG. 8;

FIG. 10 is a right side elevational view of the beverage container of FIG. 8;

FIG. 11 is a bottom plan view of the beverage container of FIG. 8;


FIG. 12 is a front elevational view of the beverage container of FIG. 8;

FIG. 13 is a rear elevational view of the beverage container of FIG. 8; and,

FIG. 14 is a left side elevational view of the beverage container of FIG. 8.

The broken line showing of the indicia is for illustrative purposes only, and forms no part of the claimed design.

1 Claim, 8 Drawing Sheets






FIG. 1

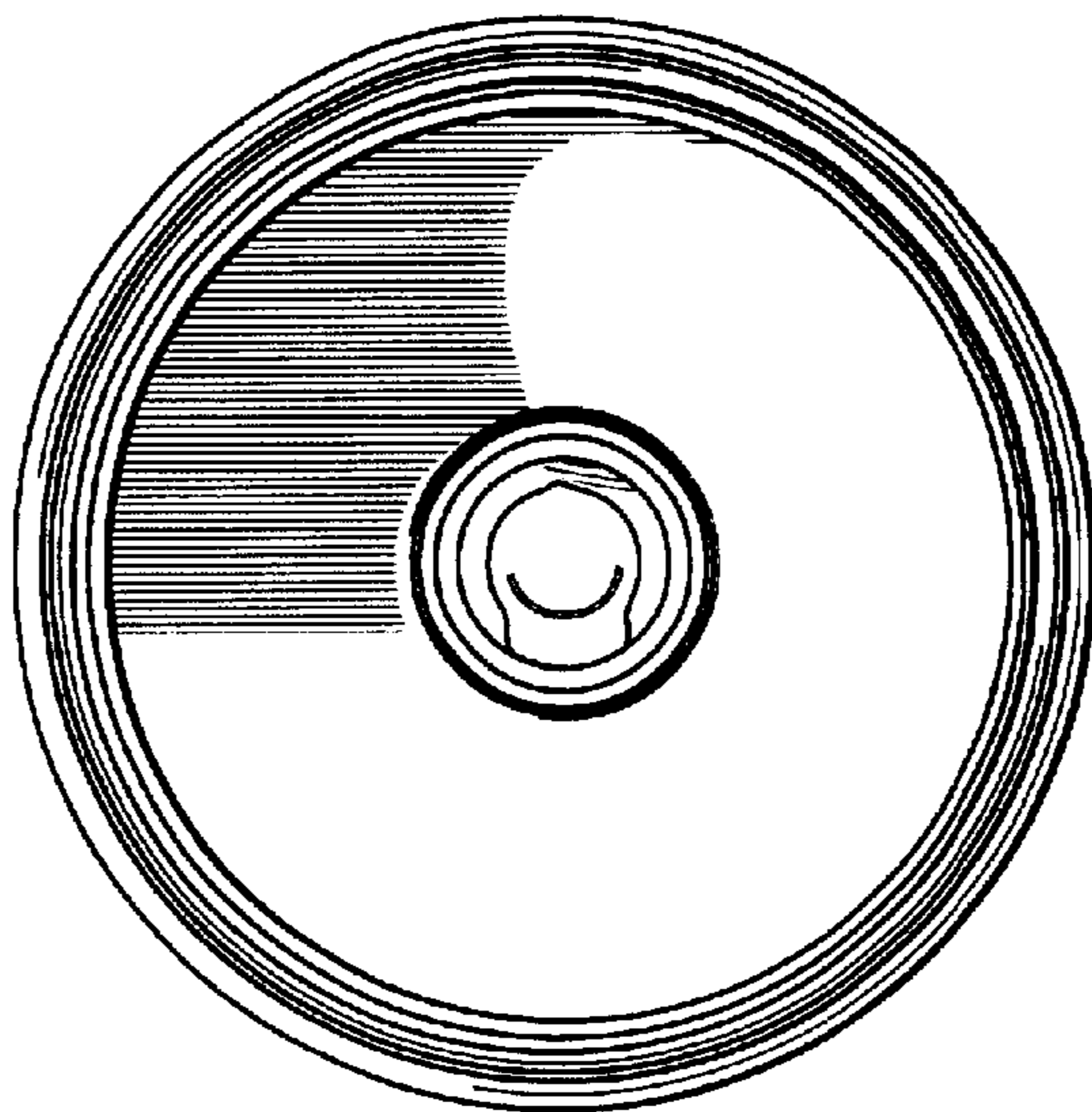


FIG. 2




FIG. 3

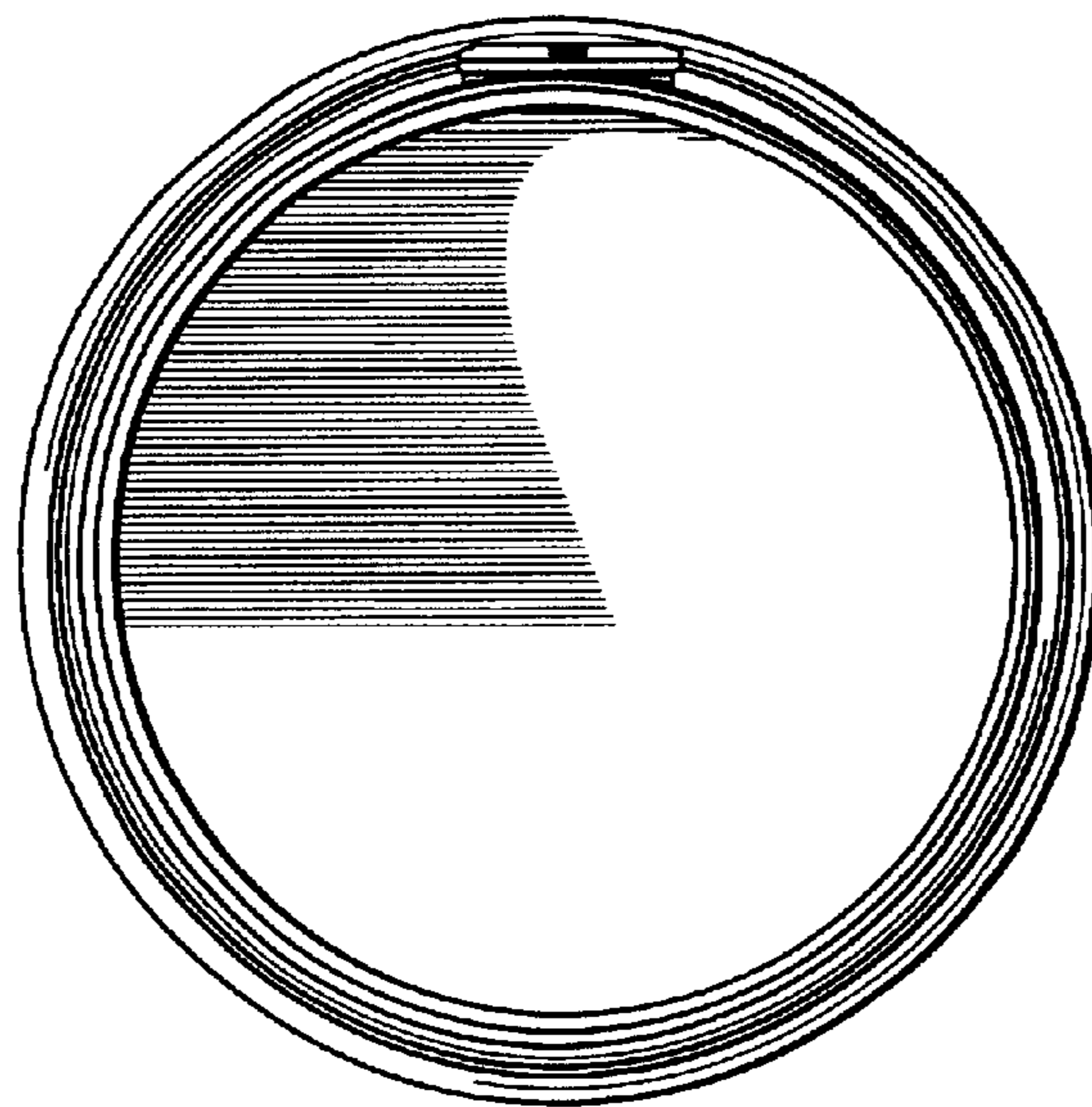


FIG. 4

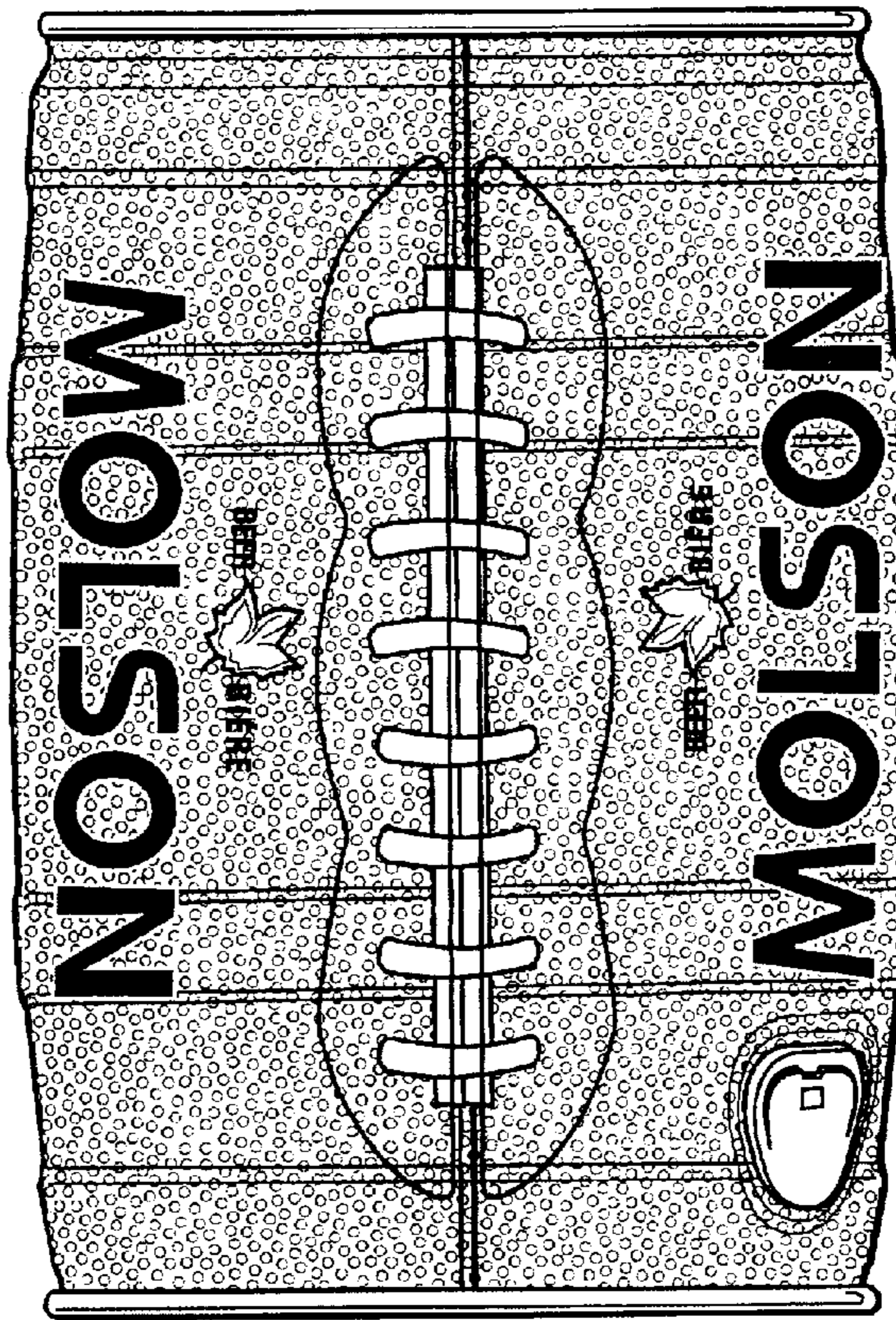


FIG. 5

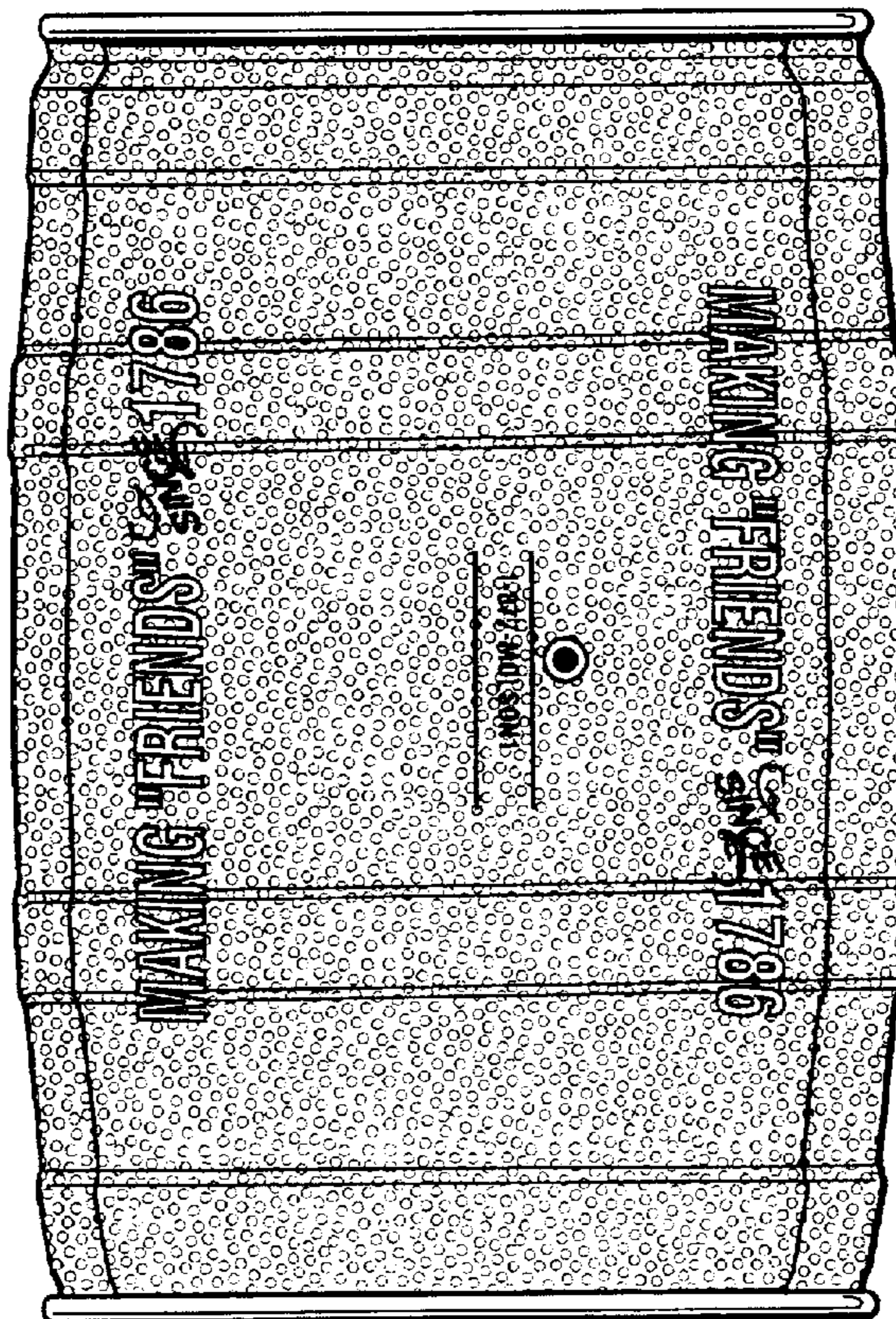


FIG. 6




FIG. 7




FIG. 8

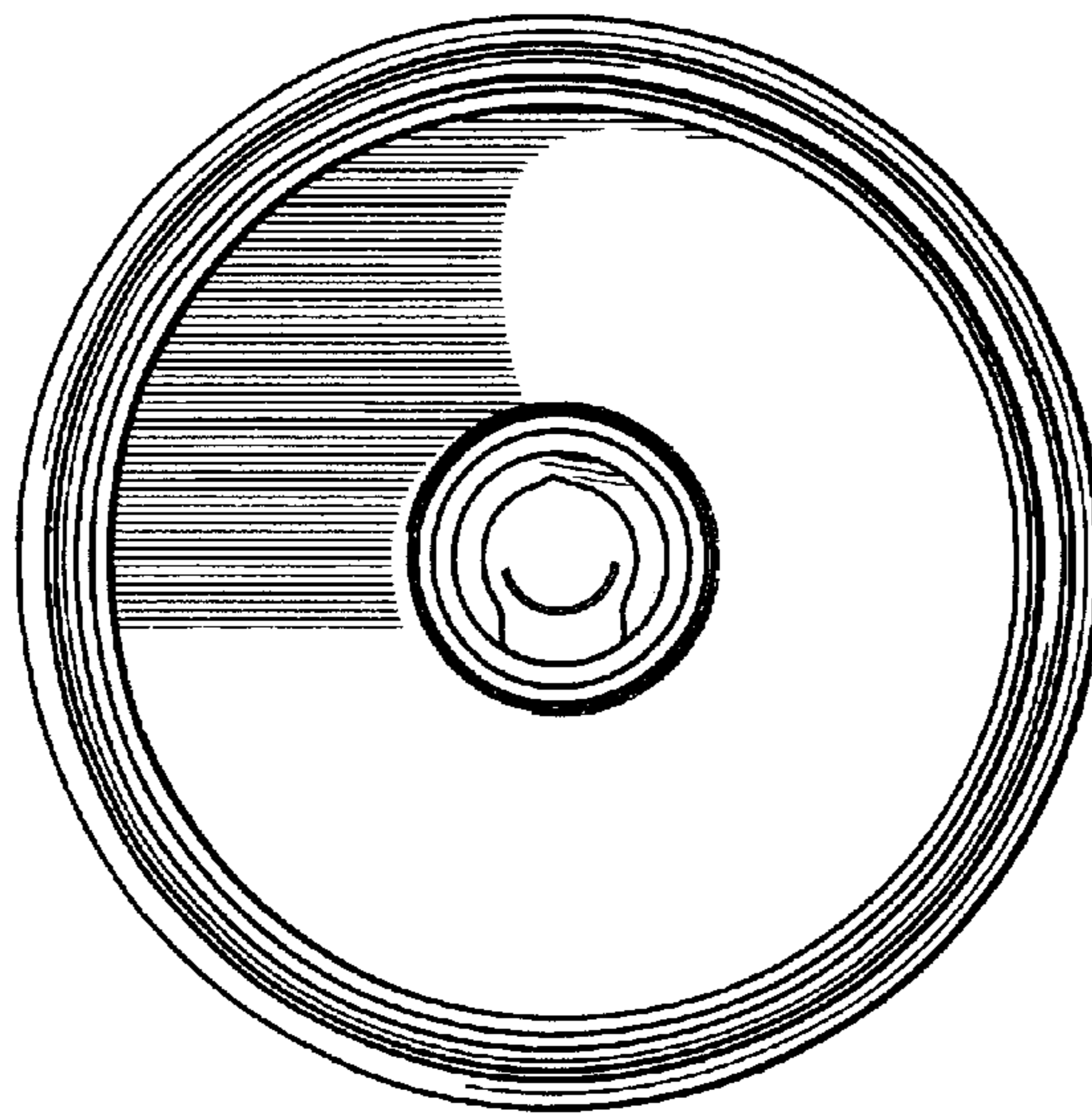


FIG. 9



FIG. 10




FIG. 11

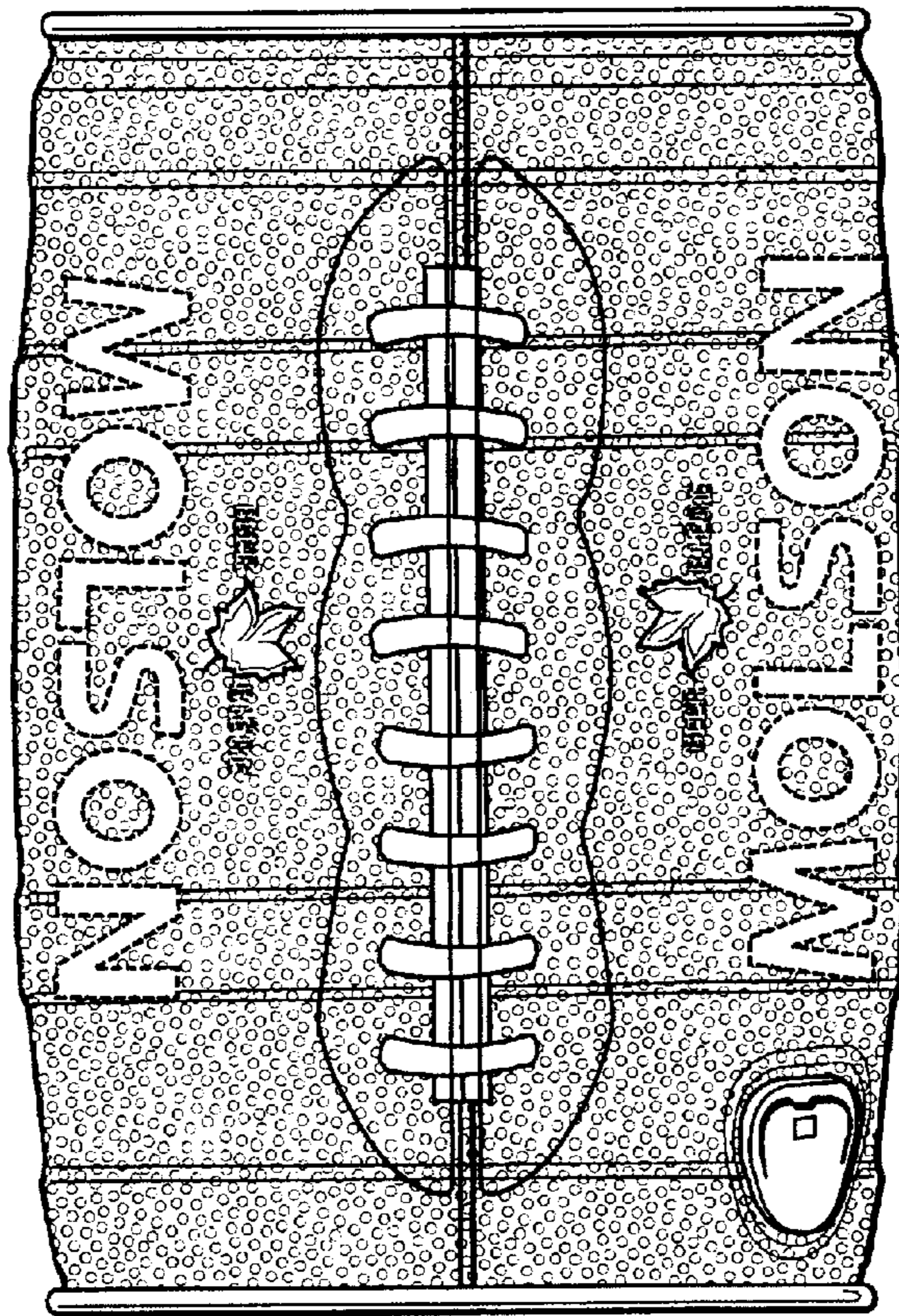


FIG. 12

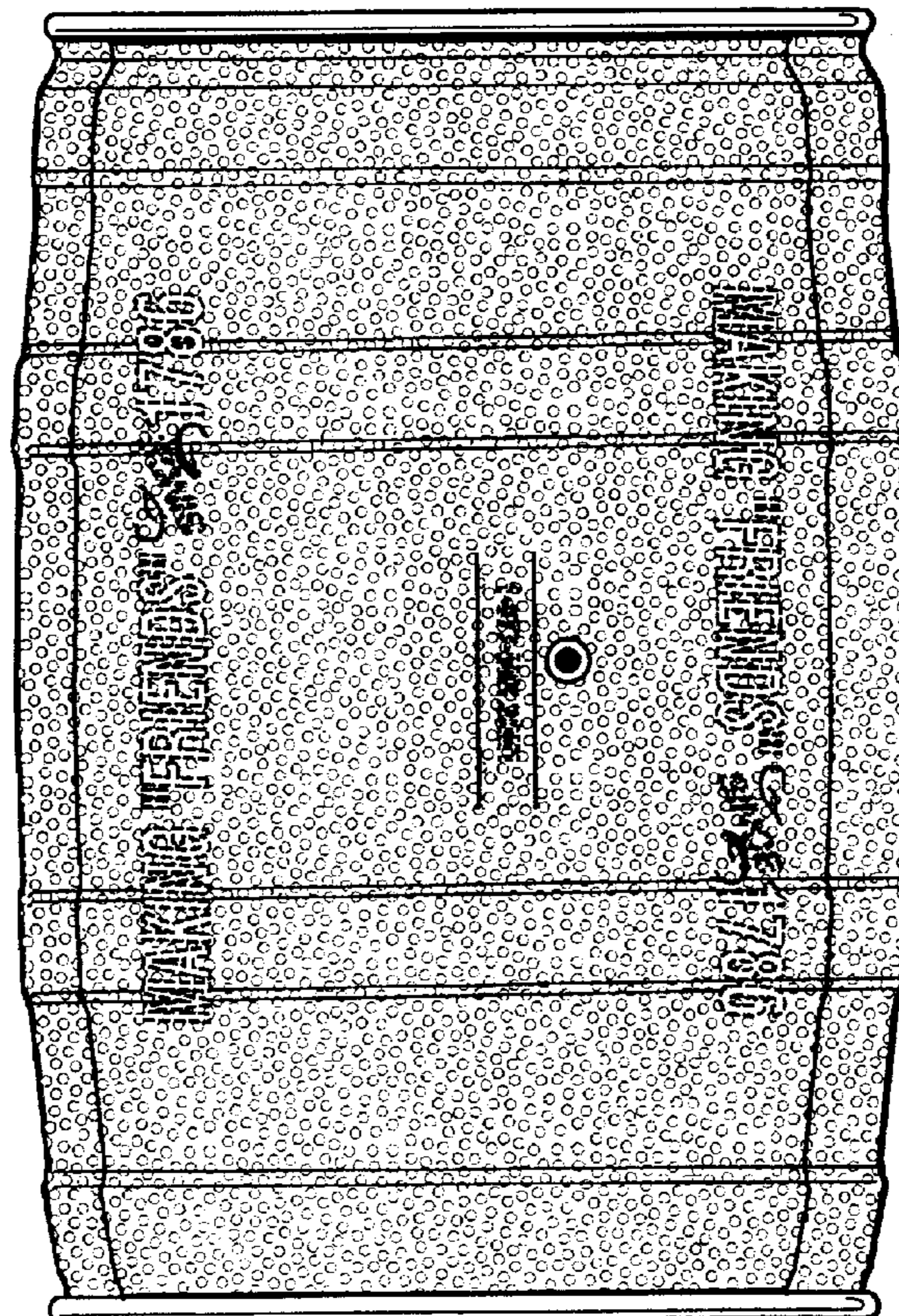


FIG. 13




FIG. 14