



US00D526204S

(12) **United States Design Patent** (10) **Patent No.:** **US D526,204 S**
Stolle (45) **Date of Patent:** **** Aug. 8, 2006**

(54) **BOTTLE**

(75) Inventor: **Jens Stolle**, Crailsheim (DE)

(73) Assignee: **SHB GmbH & Co KG**, Crailsheim (DE)

(**) Term: **14 Years**

(21) Appl. No.: **29/212,916**

(22) Filed: **Sep. 10, 2004**

(30) **Foreign Application Priority Data**

Mar. 11, 2004 (EP) 000145446

(51) **LOC (8) Cl.** **09-01**

(52) **U.S. Cl.** **D9/529; D9/542; D9/564; D9/570**

(58) **Field of Classification Search** D9/516, D9/522, 529, 541-542, 550-552, 557, 563-565, D9/570-571, 574, 723-729, 682, 686-694; 215/12.1-12.2, 13.1, 384; 220/660, 662, 220/669, 675

See application file for complete search history.

(56) **References Cited**

U.S. PATENT DOCUMENTS

D82,191 S	*	9/1930	Teague	D9/570
D84,234 S	*	5/1931	Dolan	D9/542
D118,601 S	*	1/1940	Noble	D9/570
D175,014 S	*	6/1955	Champion	D9/542
D187,398 S	*	3/1960	Vanderhyde	D9/542
D198,233 S	*	5/1964	Anderson	D9/542

D326,224 S	*	5/1992	Dinand	D9/522
D379,931 S	*	6/1997	Crawford	D9/540
D391,169 S	*	2/1998	Workman et al.	D9/557 X
D422,506 S	*	4/2000	Cummings	D9/542
D450,593 S	*	11/2001	Jebb et al.	D9/529
D457,404 S	*	5/2002	Jialin	D8/14
6,513,669 B1	*	2/2003	Ozawa et al.	215/381
D480,005 S	*	9/2003	Conway	D9/530
D496,283 S	*	9/2004	Busa, Jr.	D9/542
D498,670 S	*	11/2004	Cummings et al.	D9/729

FOREIGN PATENT DOCUMENTS

EM	000391719-0003	*	8/2005
EM	000391719-0004	*	8/2005

* cited by examiner

Primary Examiner—Carol Rademaker

(74) *Attorney, Agent, or Firm*—Robert Kinberg; Manni Li; Venable LLP

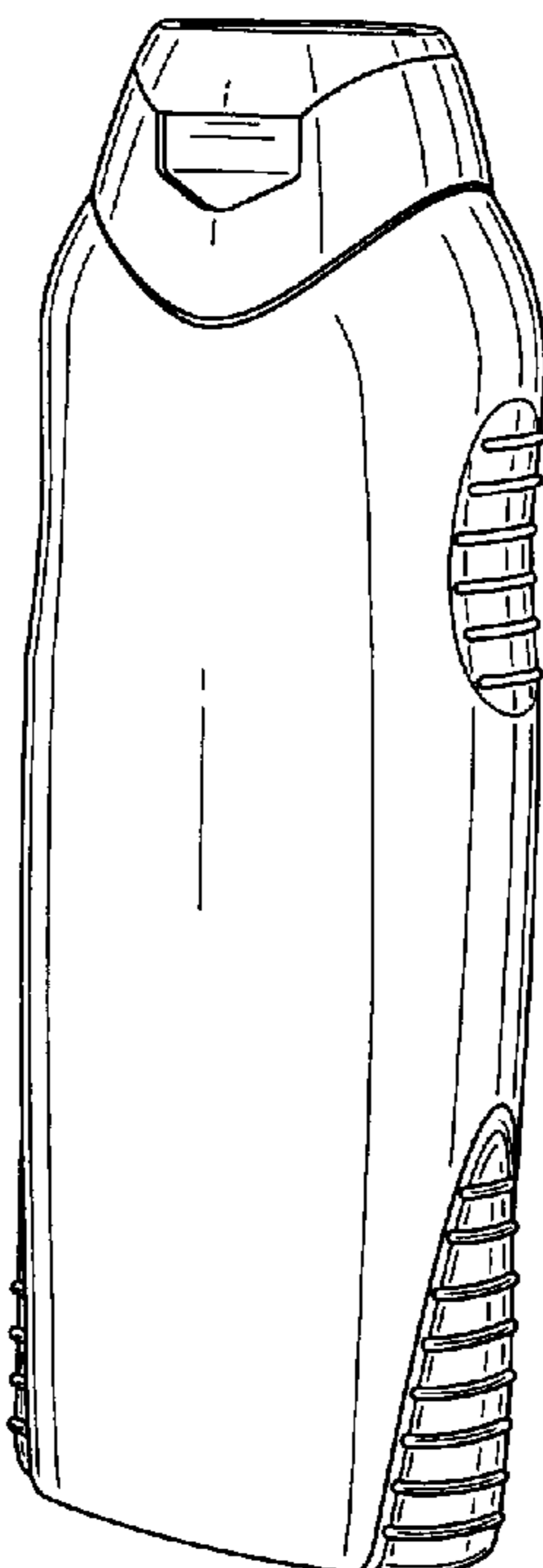
(57) **CLAIM**

The ornamental design for a bottle, as shown and described.

DESCRIPTION

FIG. 1 is a perspective view from the front-top-right side of the bottle showing our new design;
 FIG. 2 is a front view of the design shown in FIG. 1;
 FIG. 3 is a rear view of the design shown in FIG. 1;
 FIG. 4 is a left side view of the design shown in FIG. 1;
 FIG. 5 is a right side view of the design shown in FIG. 1;
 FIG. 6 is a top view of the design shown in FIG. 1; and,
 FIG. 7 is a bottom view of the design shown in FIG. 1.

1 Claim, 6 Drawing Sheets



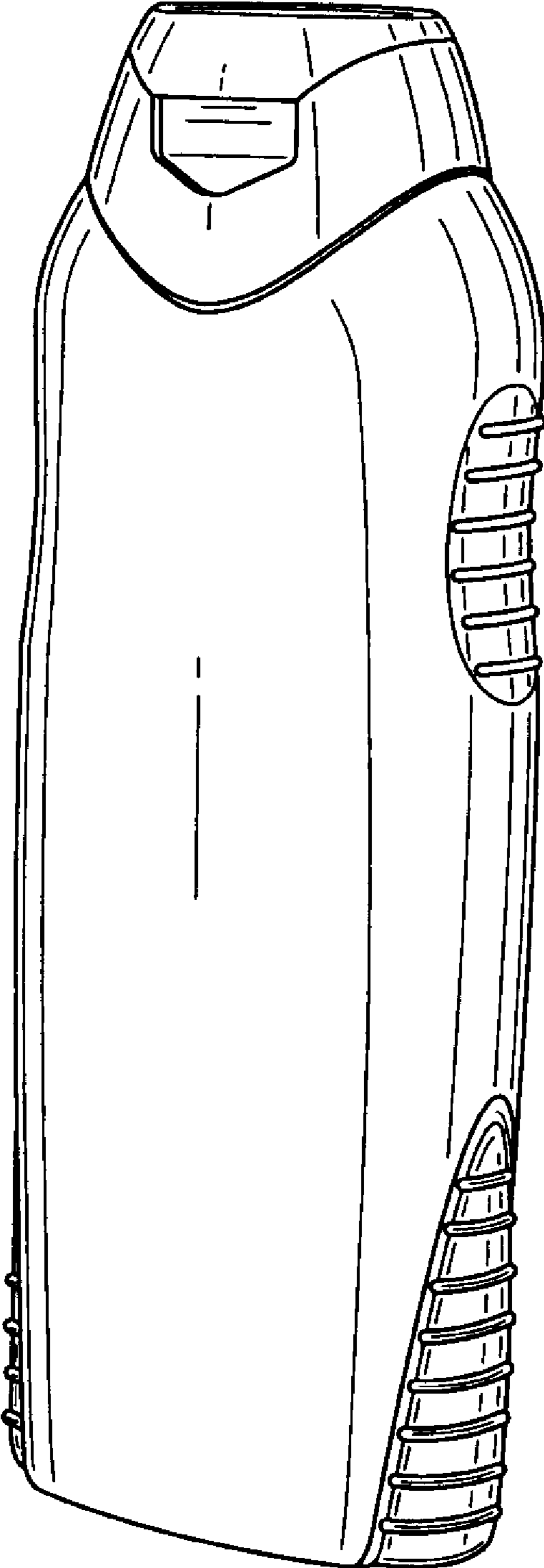


FIG. 1

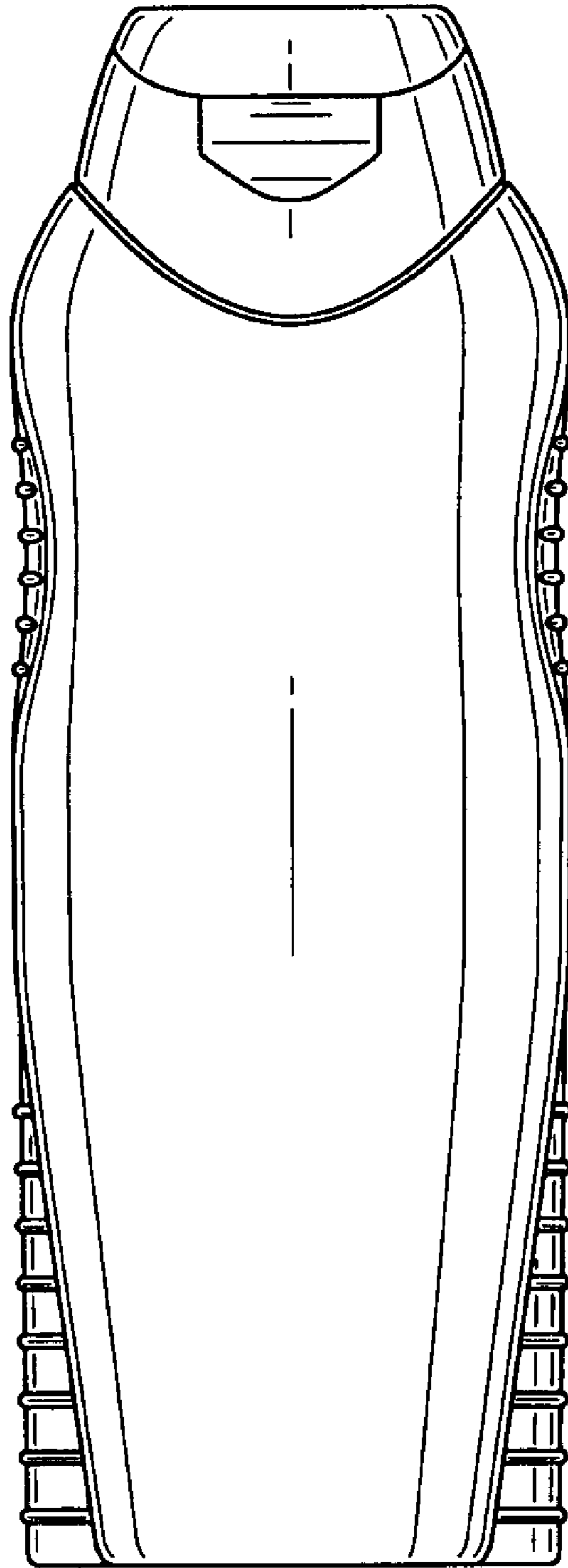


FIG. 2

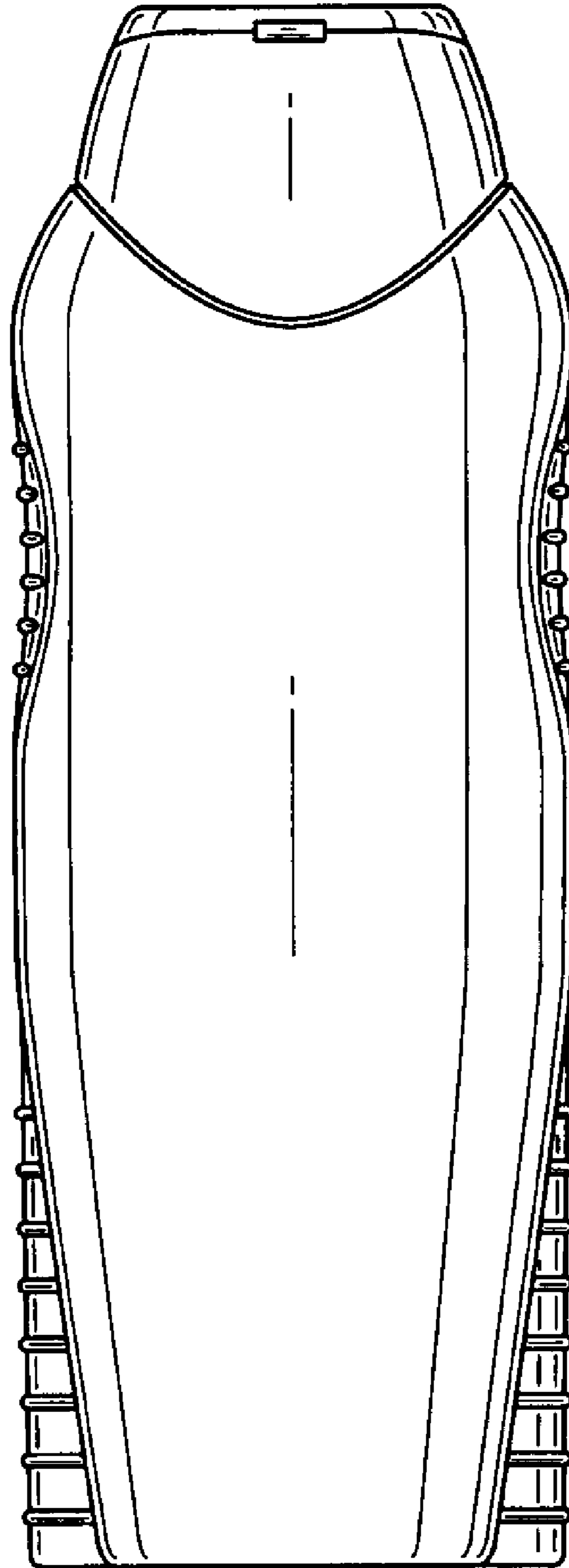


FIG. 3

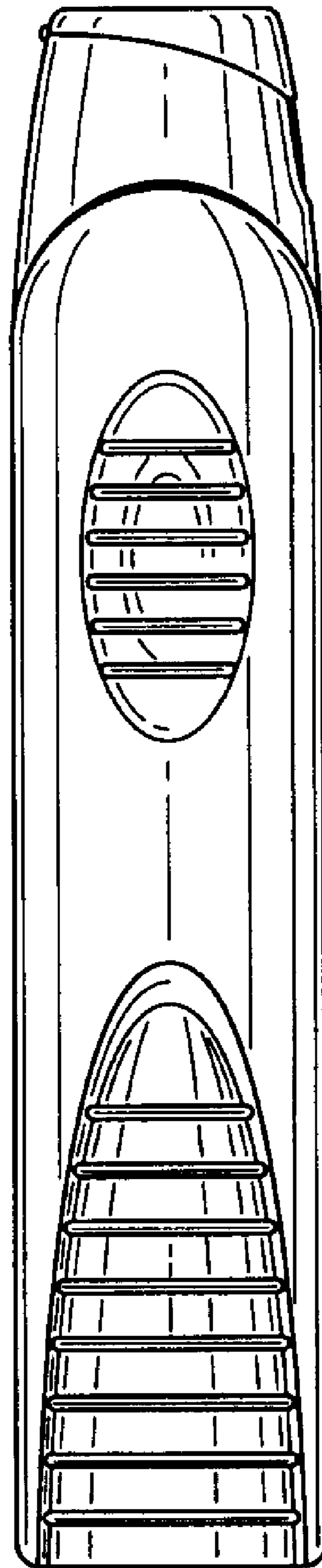


FIG. 4

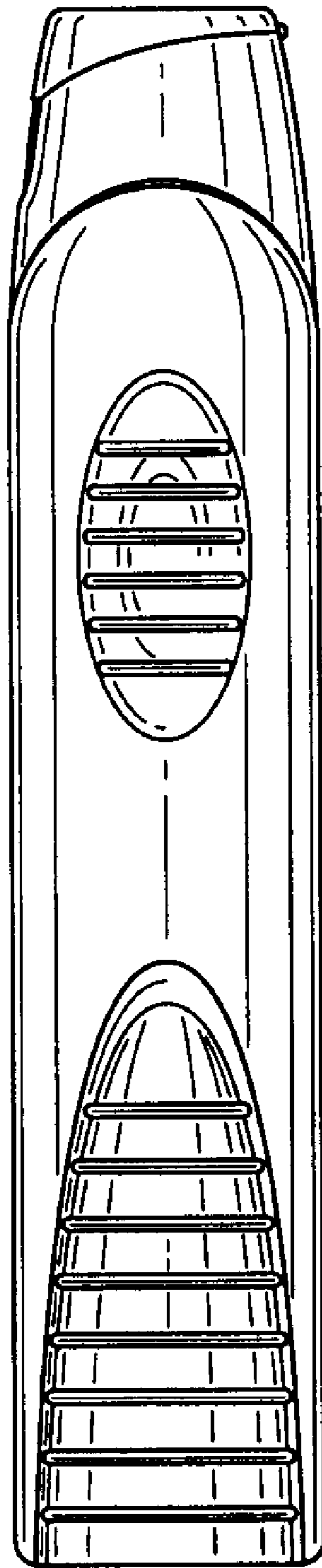


FIG. 5

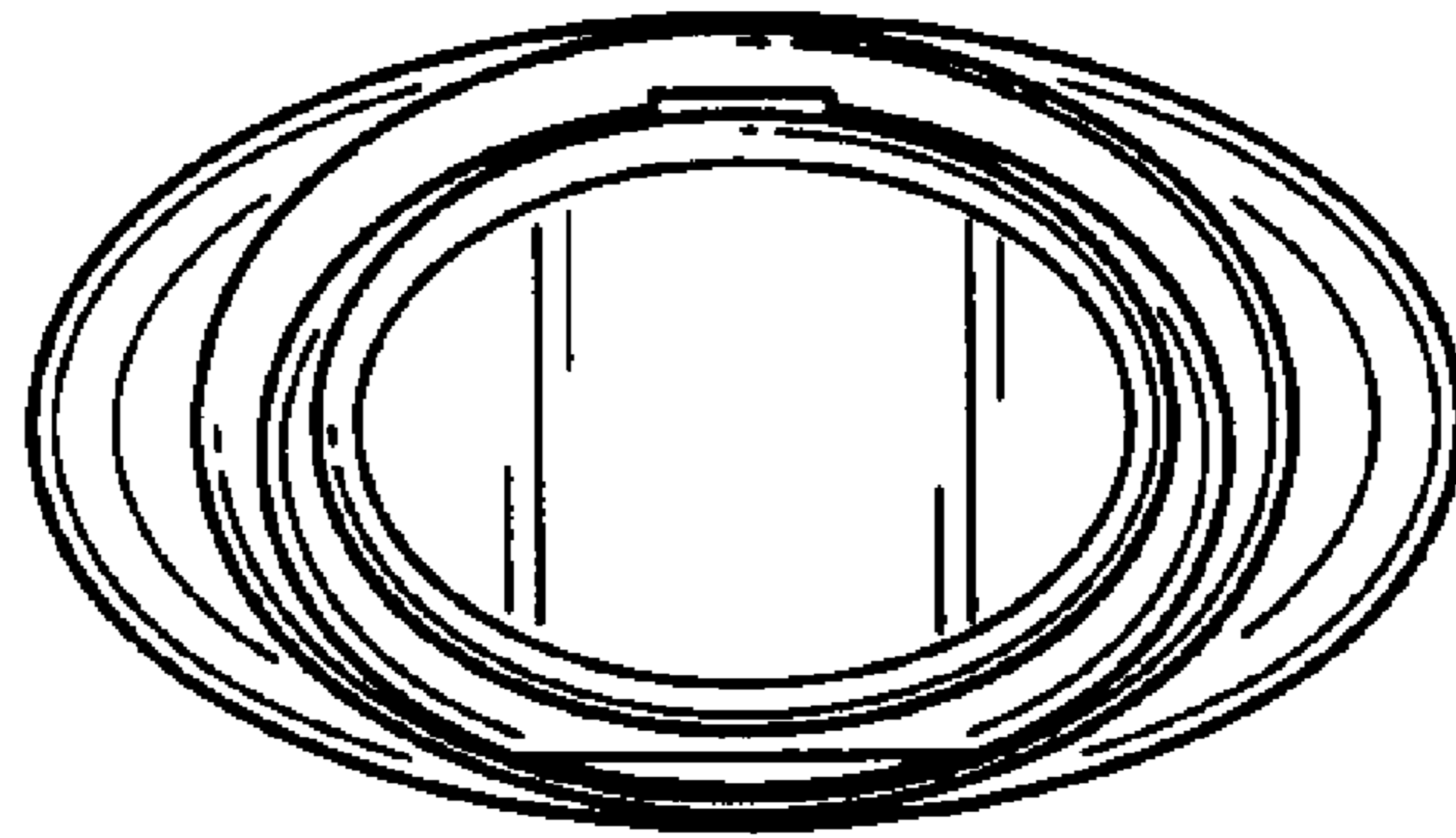


FIG. 6

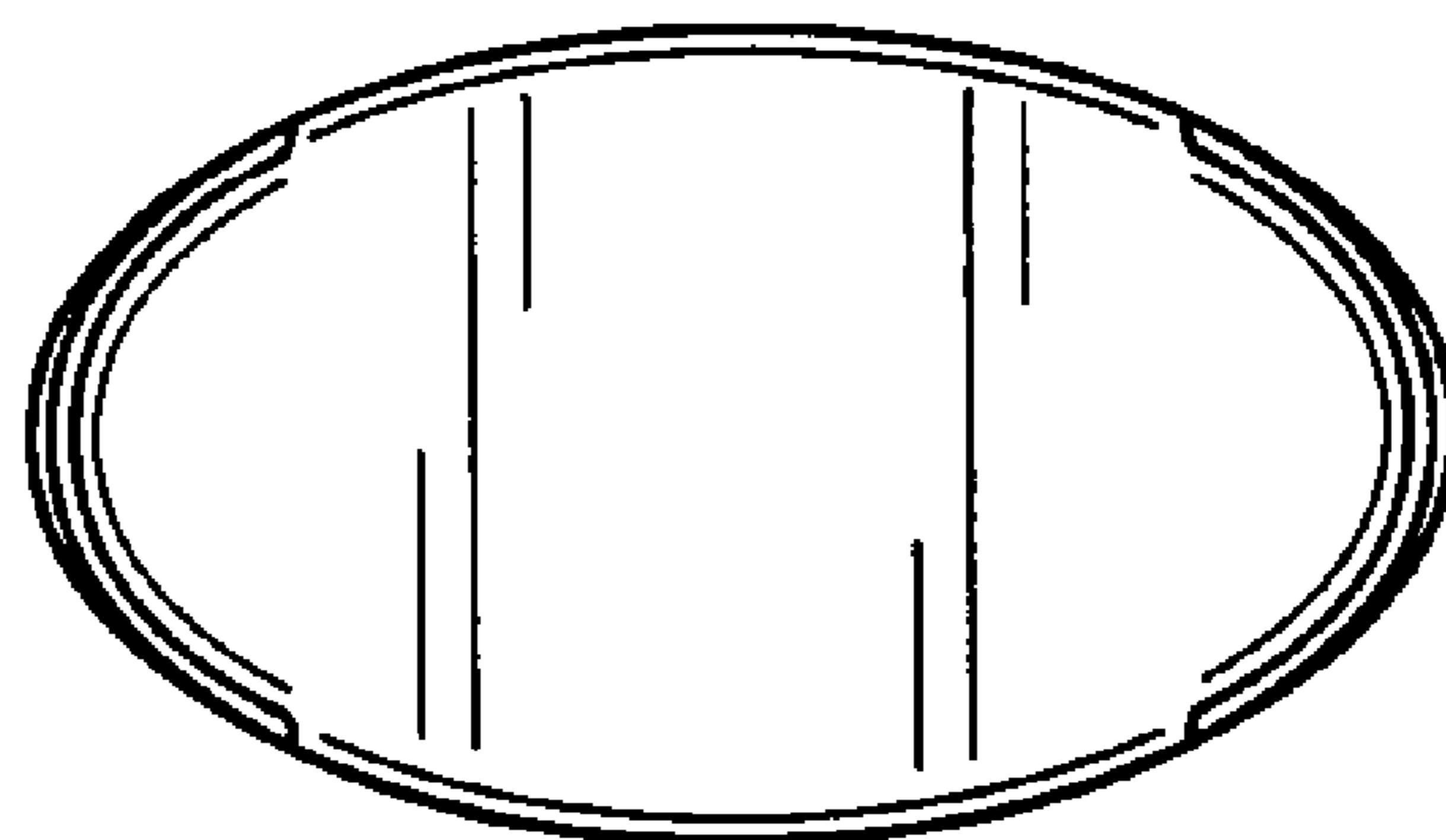


FIG. 7