



US00D526202S

(12) **United States Design Patent**
Bakic

(10) **Patent No.:** **US D526,202 S**

(45) **Date of Patent:** **** Aug. 8, 2006**

(54) **COSMETIC CONTAINER**

(75) Inventor: **Dieter Bakic**, Munich (DE)

(73) Assignee: **DB Design GmbH**, Munich (DE)

(**) Term: **14 Years**

(21) Appl. No.: **29/233,993**

(22) Filed: **Jul. 12, 2005**

(30) **Foreign Application Priority Data**

Jan. 12, 2005 (EM) 000280409

(51) **LOC (8) Cl.** **09-01**

(52) **U.S. Cl.** **D9/522; D9/523**

(58) **Field of Classification Search** D9/439,
D9/446-447, 454, 516, 521-523, 529, 549,
D9/561, 565, 575, 682, 686-691, 693; 215/381-385,
215/396, 398, 400, 235; 222/210, 212-213,
222/215

See application file for complete search history.

(56) **References Cited**

U.S. PATENT DOCUMENTS

D165,671 S	*	1/1952	Stengren	D9/523
D199,545 S	*	11/1964	Torongo	D9/523 X
D210,115 S	*	2/1968	Armour	D9/529
D236,685 S	*	9/1975	Tripp	D9/693
D256,218 S	*	8/1980	Fritz	D9/522
D341,322 S	*	11/1993	Bondewel	D9/523
D350,691 S	*	9/1994	Simion	D9/521 X
D355,125 S	*	2/1995	Patel et al.	D9/522
D355,126 S	*	2/1995	Paulovich et al.	D9/522
D357,866 S	*	5/1995	Beier-Rosetti	D9/523
D357,867 S	*	5/1995	Beier-Rosetti	D9/523
D381,895 S	*	8/1997	Cheng	D9/529

5,816,451 A	*	10/1998	Renault	222/215
D444,394 S	*	7/2001	Mettler	D9/574
D502,402 S	*	3/2005	Schmedes	D9/523
D504,611 S	*	5/2005	Bakic	D9/446
D504,818 S	*	5/2005	Bakic	D9/449

FOREIGN PATENT DOCUMENTS

GB	3018162	*	8/2004
GB	3018163	*	8/2004
GB	3018164	*	8/2004

OTHER PUBLICATIONS

U.S. Appl. No. 29/233,965, filed Jul. 12, 2005, entitled "Cosmetic Container".

* cited by examiner

Primary Examiner—Carol Rademaker

(74) *Attorney, Agent, or Firm*—Kagan Binder, PLLC

(57) **CLAIM**

The ornamental design for a cosmetic container, as shown and described.

DESCRIPTION

FIG. 1 is a perspective view of a cosmetic container of the present design;

FIG. 2 is a bottom plan view thereof;

FIG. 3 is a top plan view thereof;

FIG. 4 front elevational view thereof;

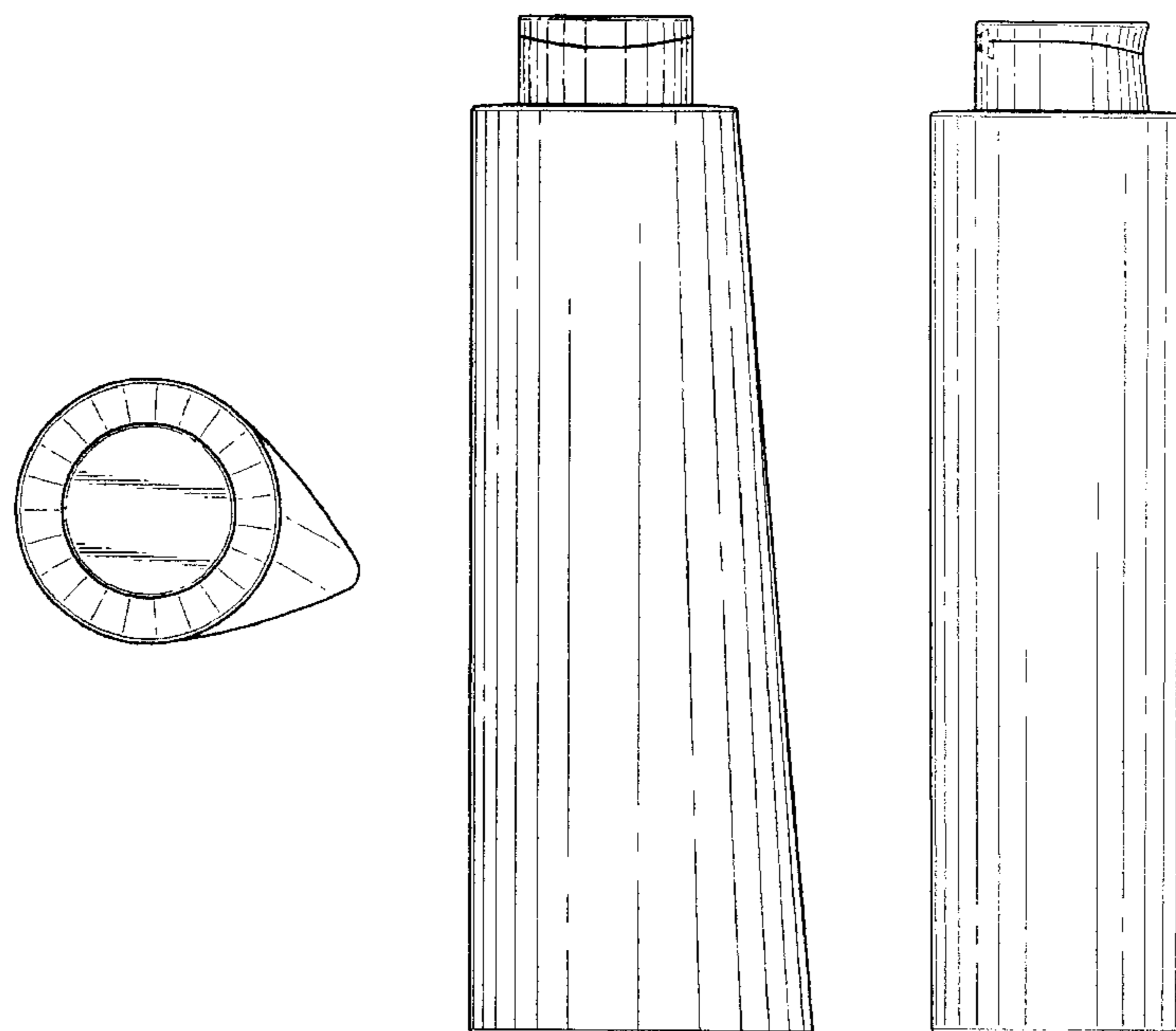
FIG. 5 is a rear elevational view thereof;

FIG. 6 is a left side elevational view thereof; and,

FIG. 7 is a right side elevational view thereof.

The broken lines shown in the drawings are for environmental purposes only and form no part of the claimed design.

1 Claim, 3 Drawing Sheets






Fig. 1

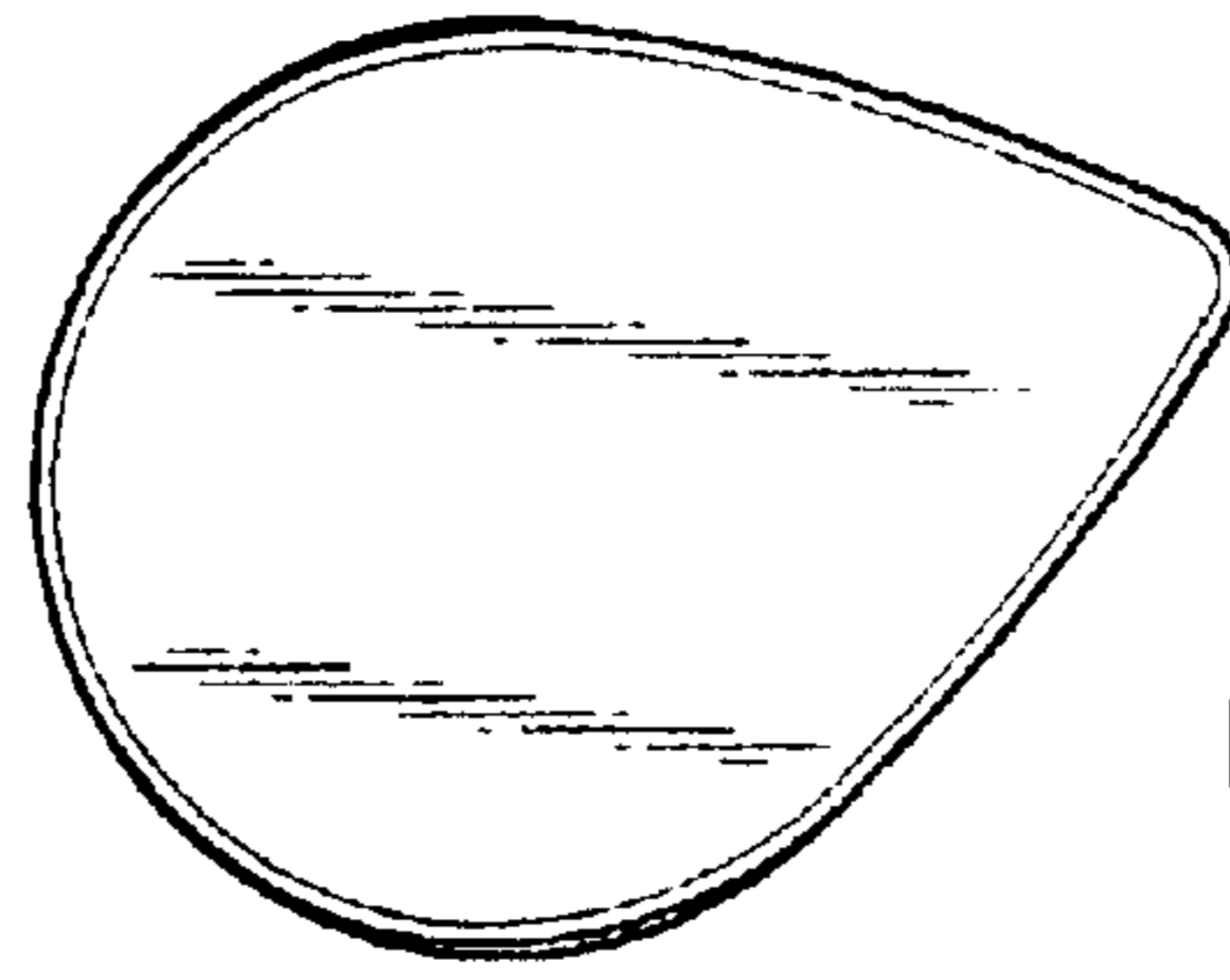


Fig. 2

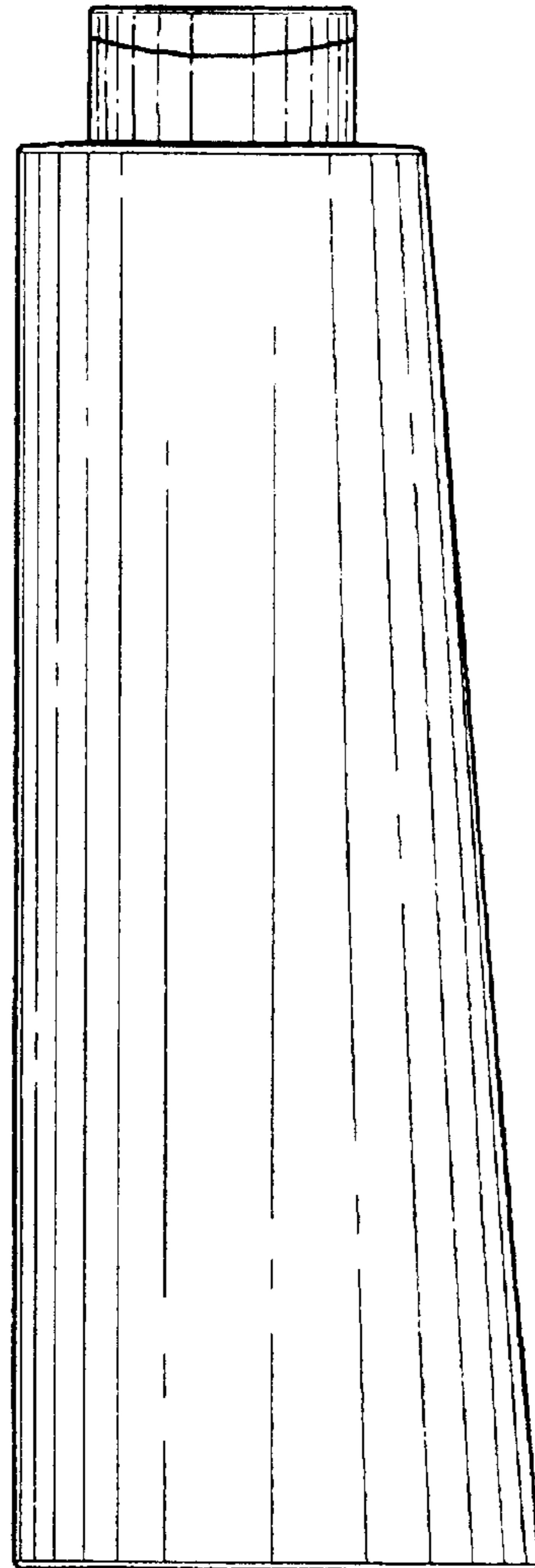


Fig. 4




Fig. 6

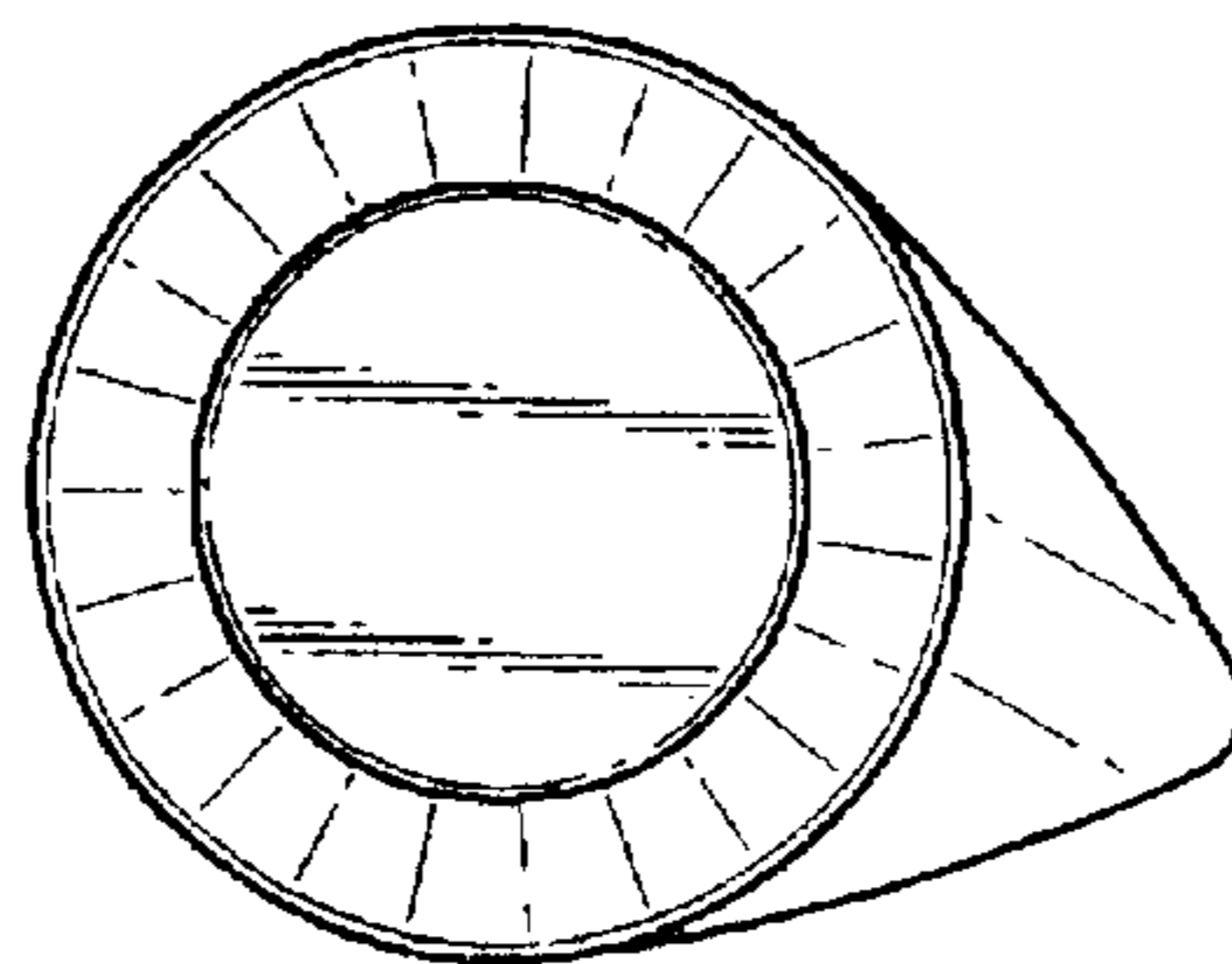


Fig. 3




Fig. 5




Fig. 7