

US00D526198S

(12) **United States Design Patent**  
**Sasaki et al.**

(10) **Patent No.:** **US D526,198 S**

(45) **Date of Patent:** **\*\* Aug. 8, 2006**

(54) **BOTTLE**

(75) Inventors: **Masaaki Sasaki**, Koto-ku (JP); **Keiji Shimamoto**, University Park, IL (US)

(73) Assignee: **Yoshino Kogyosho Co., Ltd.**, Tokyo (JP)

(\*\*) Term: **14 Years**

(21) Appl. No.: **29/203,891**

(22) Filed: **Apr. 22, 2004**

(51) **LOC (8) Cl.** ..... **09-01**

(52) **U.S. Cl.** ..... **D9/516**

(58) **Field of Classification Search** ..... D9/500,  
D9/502, 516, 520, 523, 526, 528, 530-531,  
D9/534, 537-543, 549-558, 560, 562-575,  
D9/636, 643, 645, 655, 657-658, 661, 664,  
D9/684, 738-747; 215/381-385, 396, 398,  
215/400, 10; 220/23.4

See application file for complete search history.

(56) **References Cited**

**U.S. PATENT DOCUMENTS**

D295,376 S \* 4/1988 Rogler ..... D9/500 X  
D340,190 S \* 10/1993 Skidmore et al. .... D9/542  
D365,277 S \* 12/1995 Hencher ..... D9/539  
D378,353 S \* 3/1997 Emre et al. .... D9/542  
D387,279 S \* 12/1997 Emre et al. .... D9/542

D420,919 S \* 2/2000 Ogg ..... D9/542  
6,044,997 A \* 4/2000 Ogg ..... 215/381  
6,076,688 A \* 6/2000 Forget ..... 215/44  
6,257,433 B1 \* 7/2001 Ogg et al. .... 215/381  
D451,032 S \* 11/2001 Iizuka et al. .... D6/569  
D451,033 S \* 11/2001 Iizuka et al. .... D9/569  
D452,444 S \* 12/2001 Iizuka et al. .... D9/520  
D491,808 S \* 6/2004 Lane et al. .... D9/530 X  
D507,746 S \* 7/2005 Sasaki et al. .... D9/516  
2005/0284840 A1 \* 12/2005 Pedmo et al. .... 215/381

\* cited by examiner

*Primary Examiner*—Carol Rademaker

(74) *Attorney, Agent, or Firm*—Oliff & Berridge, PLC

(57) **CLAIM**

The ornamental design for a bottle, as shown and described.

**DESCRIPTION**

FIG. 1 is a front view of a transparent bottle, the rear view being a mirror image;

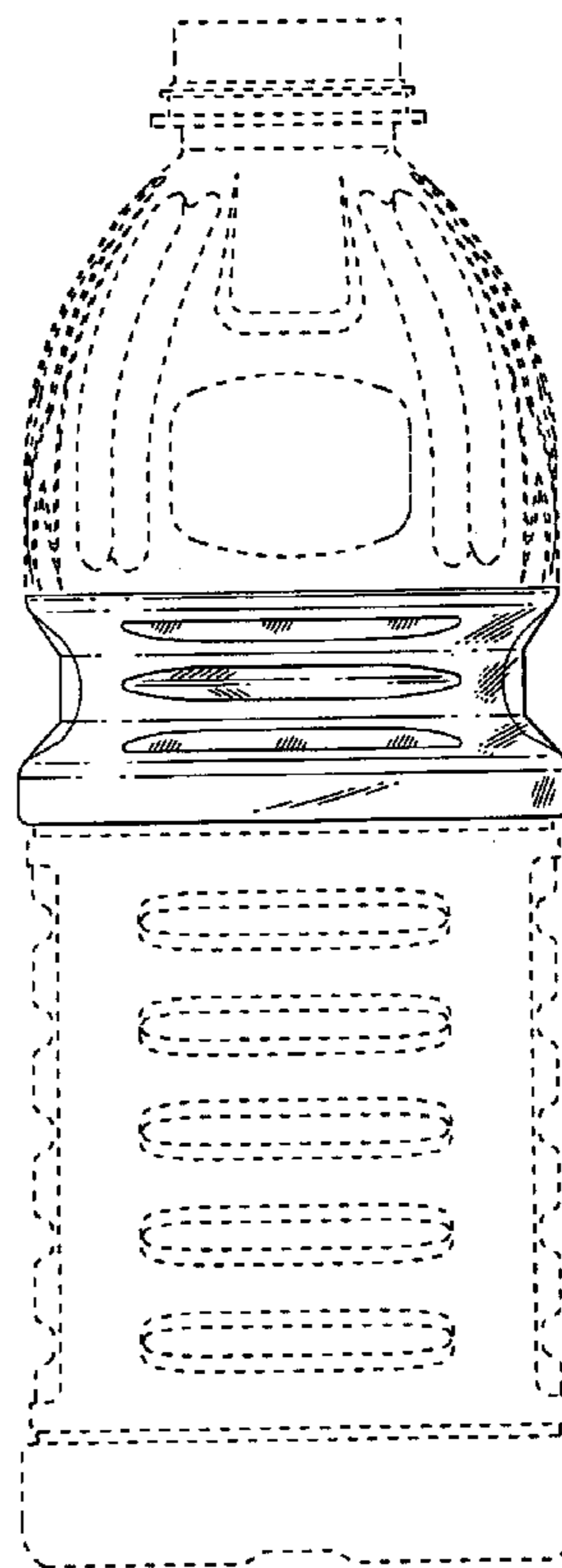

FIG. 2 is a side view thereof, the opposite side view being a mirror image;

FIG. 3 is a front view of a non-transparent bottle, the rear view being a mirror image; and,

FIG. 4 is a side view thereof, the opposite side view being a mirror image.

The broken lines are for illustrative purposes only, and do not form part of the claimed design.

**1 Claim, 4 Drawing Sheets**



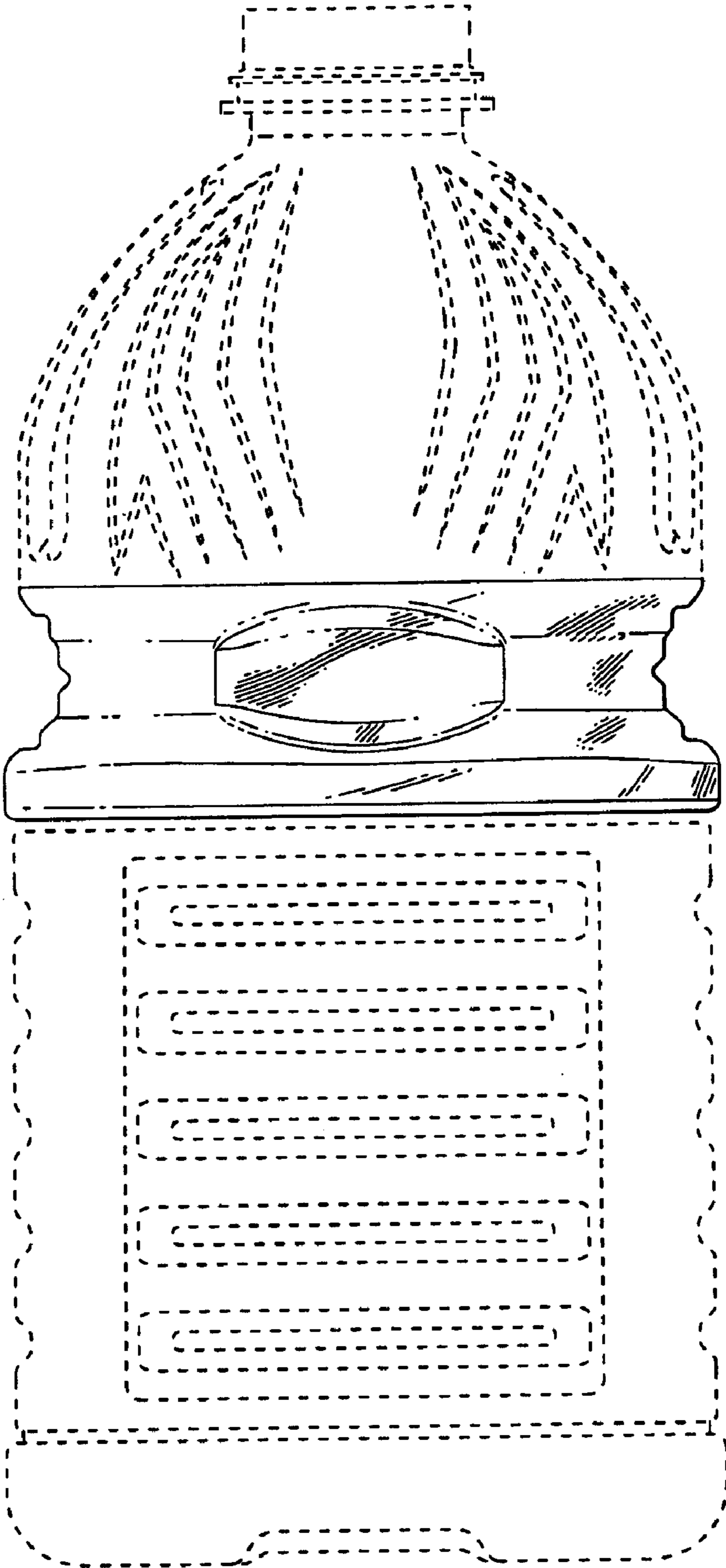


Fig. 1

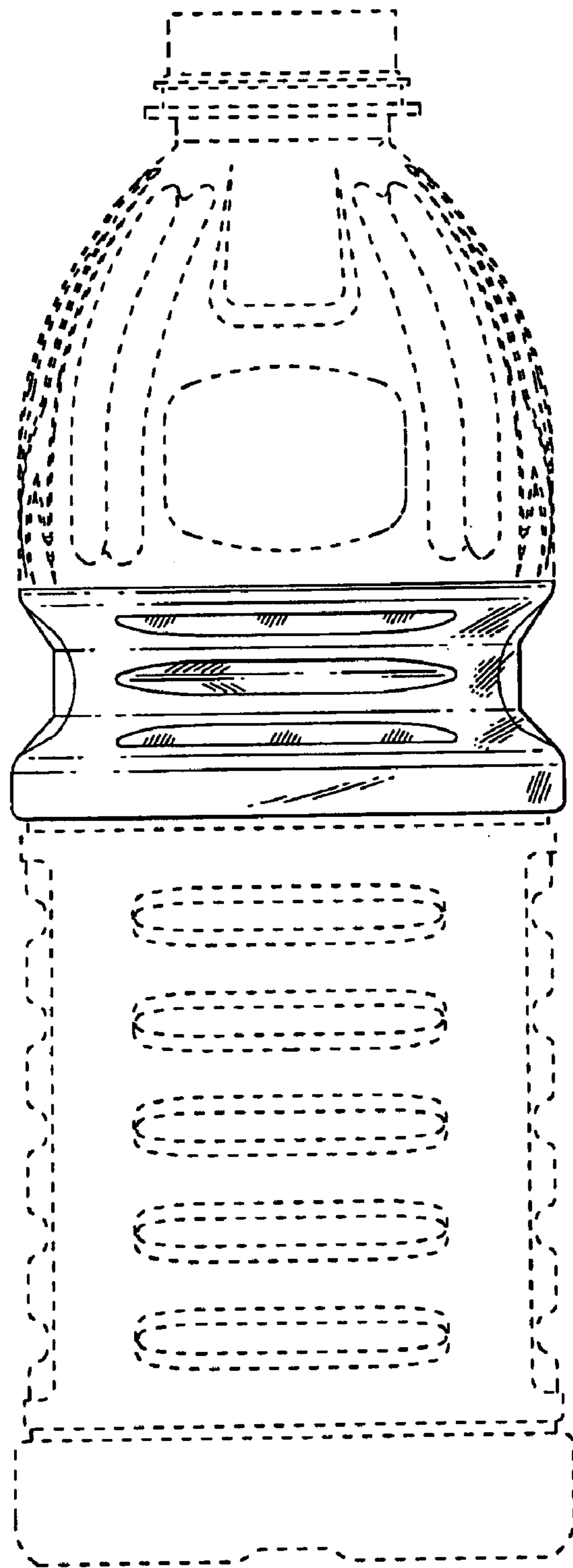


Fig. 2

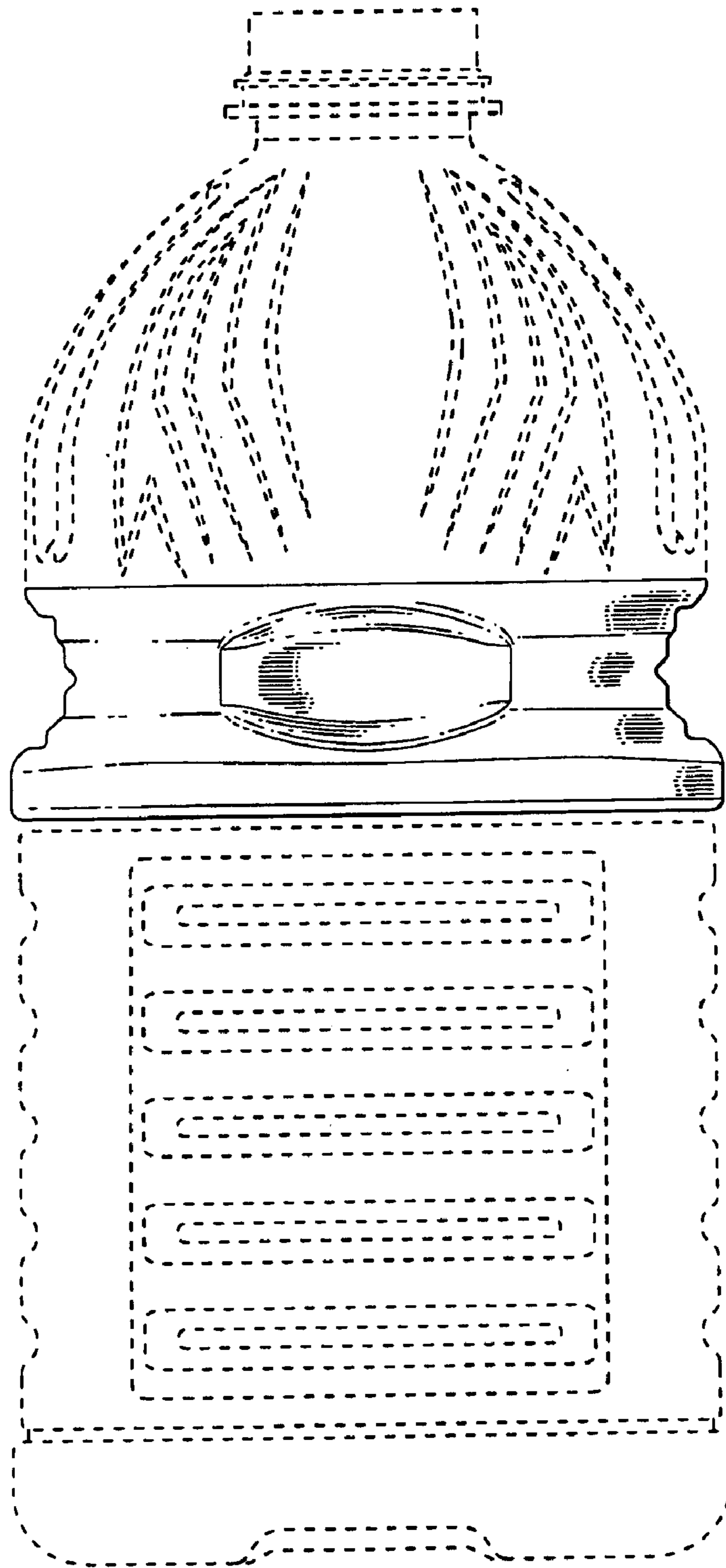


Fig. 3

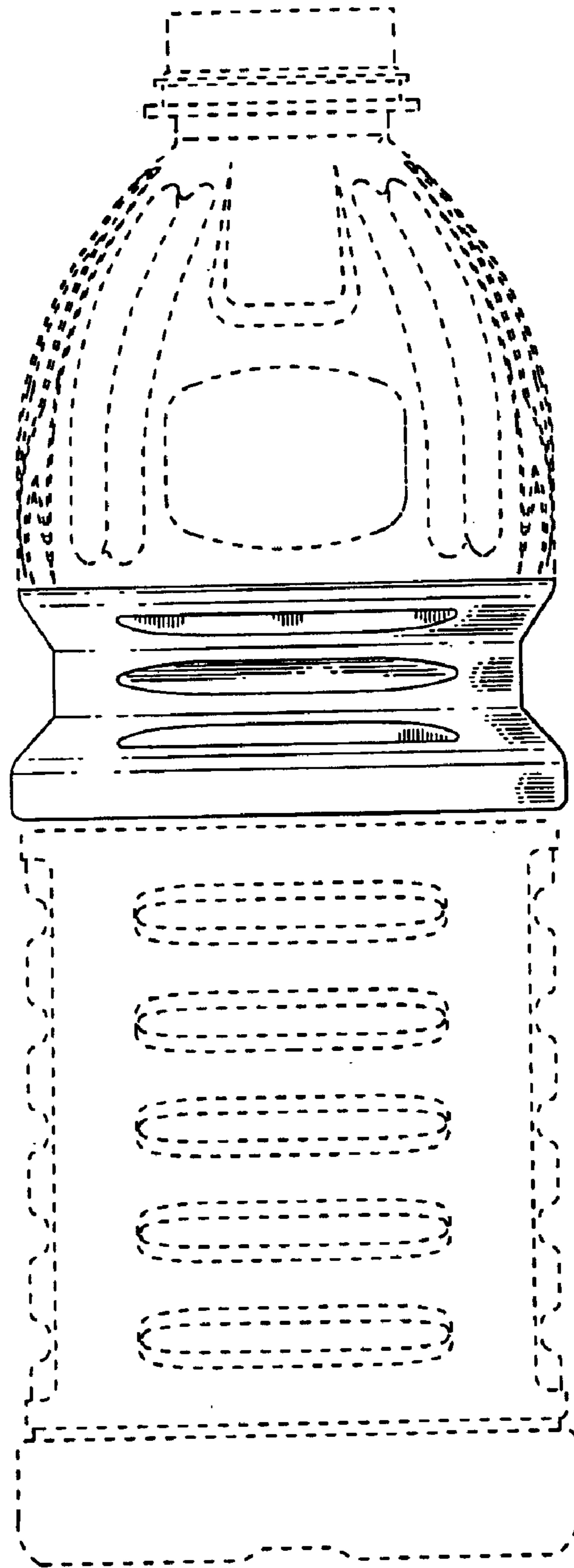


Fig. 4