



US00D526181S

(12) **United States Design Patent** (10) **Patent No.:** **US D526,181 S**
Byers (45) **Date of Patent:** **** Aug. 8, 2006**

(54) **HAND-HELD SHARPENER DEVICE**
(75) Inventor: **Gary L. Byers**, Columbia Falls, MT (US)
(73) Assignee: **Locan Properties, LLC**, Kalispell, MT (US)
(**) Term: **14 Years**

5,679,068 A 10/1997 Byers et al.
D387,262 S 12/1997 Byers et al.
D394,596 S 5/1998 Byers et al.
6,101,898 A 8/2000 Gore et al.
D453,290 S * 2/2002 Huang D8/93
6,393,946 B1 5/2002 Kenesky et al.
D470,382 S * 2/2003 Kurz D8/93
D475,599 S * 6/2003 Liu D8/93
6,726,543 B1 * 4/2004 Klosterman 451/45

(21) Appl. No.: **29/223,199**
(22) Filed: **Feb. 9, 2005**

(51) **LOC (8) Cl.** **08-05**
(52) **U.S. Cl.** **D8/91**
(58) **Field of Classification Search** D8/91,
D8/93; 451/540, 557-559; 76/82, 84, 88
See application file for complete search history.

OTHER PUBLICATIONS
7325 Blade Sharpener. Downloaded Feb. 16, 2006 at <http://www.magtool.net/plasticpipetools.html>. Earliest publication date available through www.webarchive.org is May 7, 2003. (See at http://web.archive.org/web/*/http://www.magtool.net/plasticpipetools.html).*

(56) **References Cited**

U.S. PATENT DOCUMENTS

540,944 A 6/1895 Bold
543,552 A 7/1895 Hayes
572,190 A 12/1896 Brinkman
950,530 A 3/1910 Dow
1,032,910 A 7/1912 Jackson
1,188,094 A 6/1916 Olson et al.
1,258,124 A 3/1918 Lake
1,573,875 A 2/1926 Shaw
3,293,949 A 12/1966 Lindsay
3,921,341 A * 11/1975 Thompson 451/558
D248,210 S * 6/1978 Dill D8/91
4,418,588 A 12/1983 Byers
4,494,340 A 1/1985 Carter
4,510,824 A 4/1985 Byers
4,731,957 A 3/1988 Weisinger
5,163,251 A 11/1992 Lee
5,291,805 A 3/1994 Byers et al.
5,363,602 A * 11/1994 Anthon et al. 451/540
5,390,431 A 2/1995 Friel
D365,740 S * 1/1996 Smith D8/93
5,488,885 A 2/1996 Byers et al.
D367,598 S * 3/1996 Fortenberry D8/91
D369,081 S 4/1996 Byers et al.
D375,241 S * 11/1996 Pigott D8/93
5,673,599 A 10/1997 Byers et al.

* cited by examiner
Primary Examiner—Philip S. Hyder
Assistant Examiner—RoseLynne (Ulm) Cody
(74) *Attorney, Agent, or Firm*—Dowrey Rickards PLLC

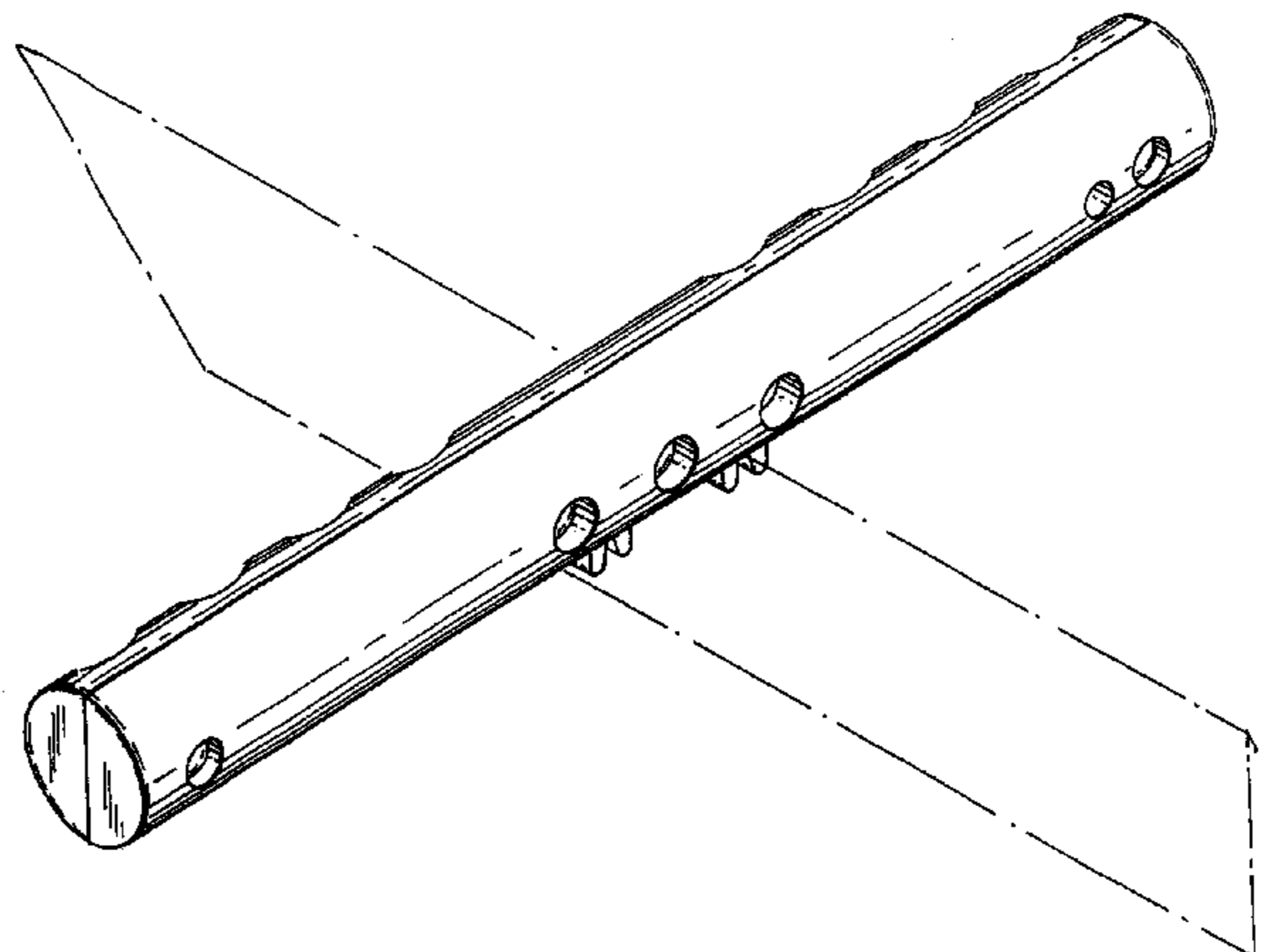
(57) **CLAIM**

The ornamental design for a hand-held sharpener device, as shown.

DESCRIPTION

FIG. 1 is a perspective view of the hand-held sharpener device;
FIG. 2 is a right side elevational view of the hand-held sharpener device;
FIG. 3 is a right end elevational view of the hand-held sharpener device;
FIG. 4 is a left side elevational view of the hand-held sharpener device;
FIG. 5 is a left end elevational view of the hand-held sharpener device;
FIG. 6 is a top plan view of the hand-held sharpener device; and,
FIG. 7 is a bottom plan view of the hand-held sharpener device.
The broken line showing of FIG. 1 is for illustrative purposes only and forms no part of the claimed design.

1 Claim, 2 Drawing Sheets



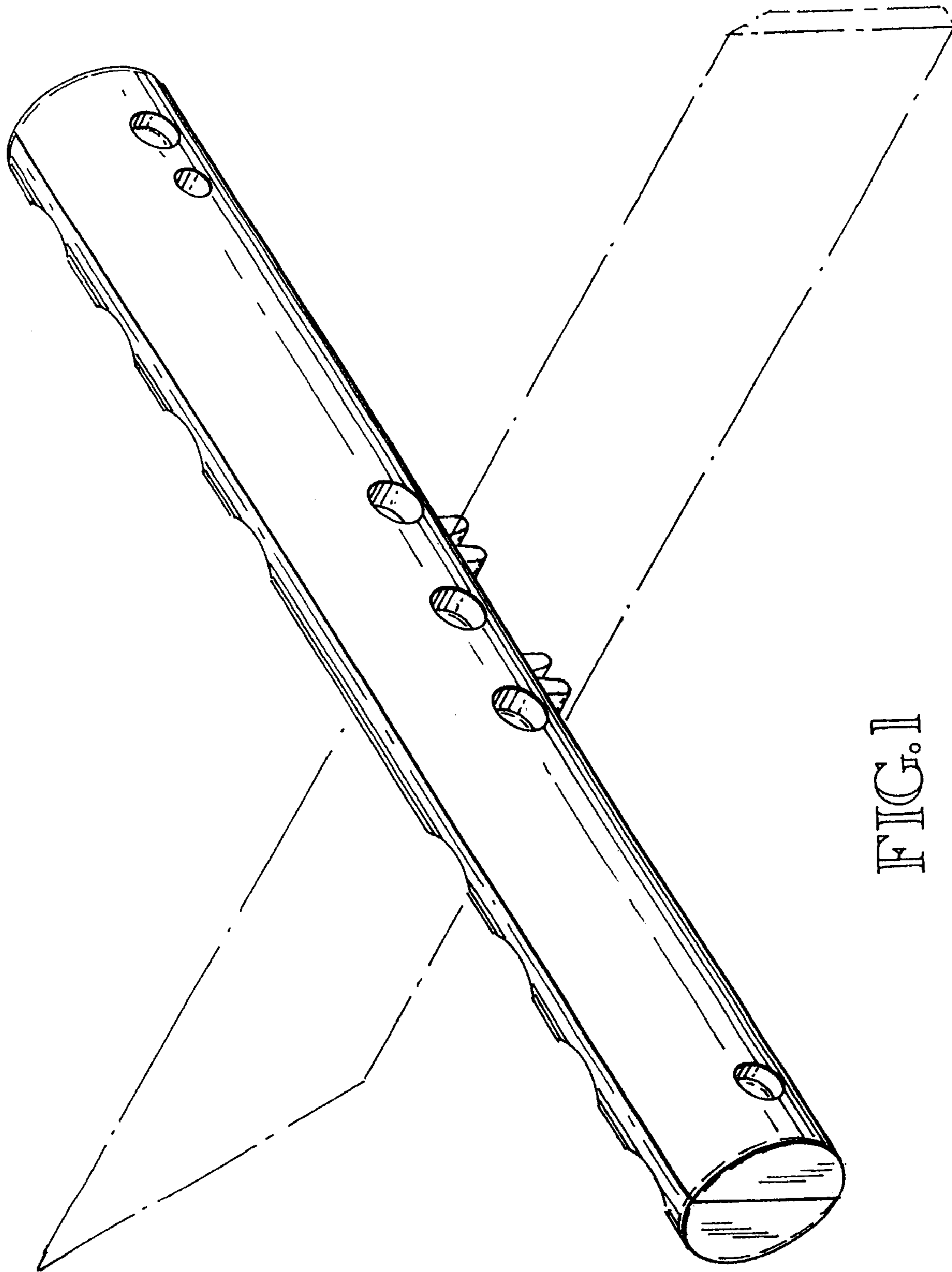


FIG. 1

FIG. 3

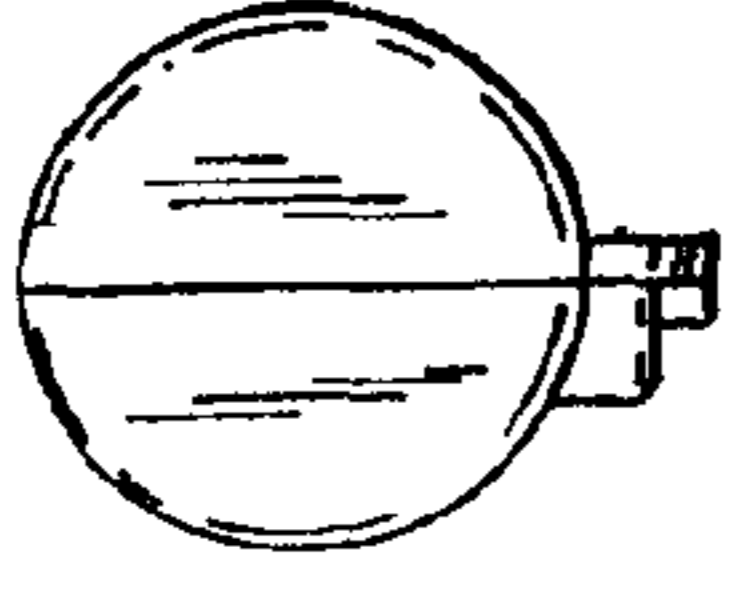


FIG. 5

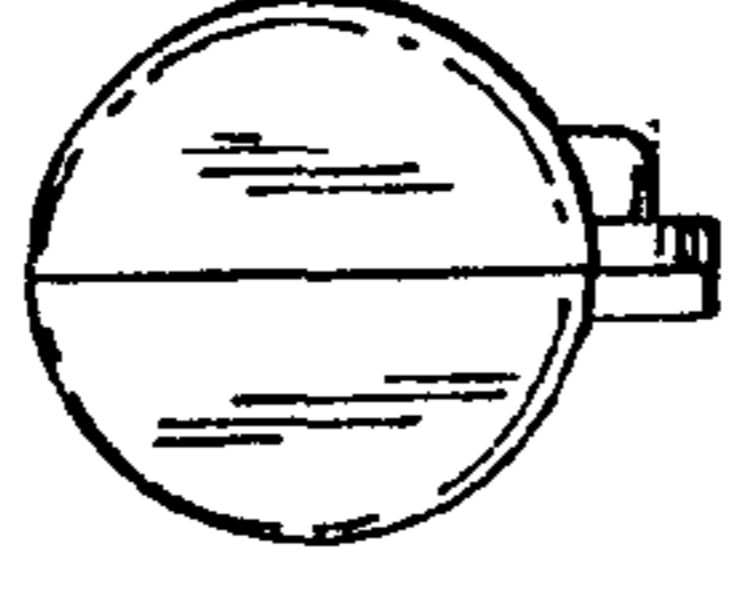


FIG. 2

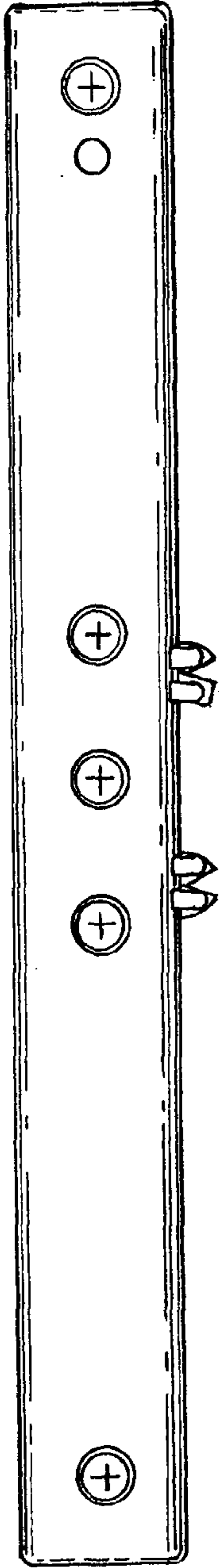


FIG. 4




FIG. 6

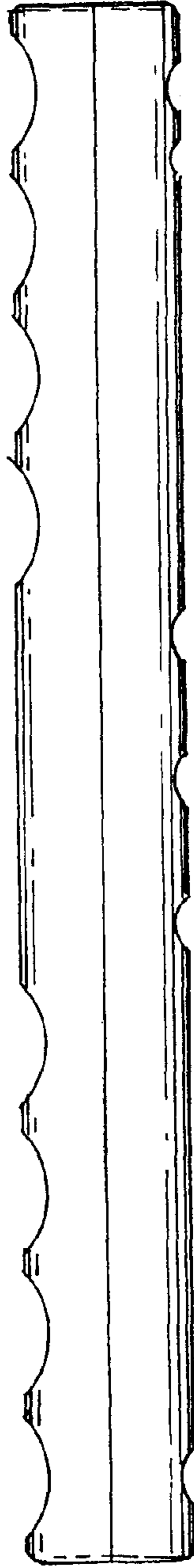


FIG. 7

