



US00D526180S

(12) **United States Design Patent**
Holden

(10) **Patent No.:** **US D526,180 S**

(45) **Date of Patent:** **** Aug. 8, 2006**

(54) **SANDPAPER GLOVE**

(76) Inventor: **Jeffrey Holden**, 868 Hollowood Land,
Avon, IN (US) 46123

(**) Term: **14 Years**

(21) Appl. No.: **29/238,170**

(22) Filed: **Sep. 12, 2005**

(51) **LOC (8) Cl.** **08-05**

(52) **U.S. Cl.** **D8/90**

(58) **Field of Classification Search** D8/90;
D2/617; 2/1, 16, 20, 161.3–161.4, 161.6,
2/161.8; 451/533–534, 538–539, 559
See application file for complete search history.

(56) **References Cited**

U.S. PATENT DOCUMENTS

1,179,871	A	*	4/1916	St. John	2/168
1,346,683	A	*	7/1920	Reynolds	2/161.8
3,151,333	A	*	10/1964	Scholz	2/161.8
3,643,386	A	*	2/1972	Grzyll	451/523
3,748,792	A	*	7/1973	Lamb	451/523
3,789,555	A	*	2/1974	Means	451/523
4,038,787	A	*	8/1977	Bianchi	451/523
4,107,840	A	*	8/1978	Kupperman et al.	30/172

5,117,509	A	*	6/1992	Bowers	2/161.1
6,099,936	A	*	8/2000	Kashihara	428/141
6,575,822	B1	*	6/2003	Lowe et al.	451/526
D479,972	S	*	9/2003	Cueto	D8/90
2002/0009966	A1	*	1/2002	Orr	451/523
2004/0199978	A1	*	10/2004	Cass	2/161.3

* cited by examiner

Primary Examiner—Philip S. Hyder

Assistant Examiner—RoseLynne (Ulm) Cody

(74) *Attorney, Agent, or Firm*—Dale J. Ream

(57) **CLAIM**

The ornamental design for a sandpaper glove, as shown and described.

DESCRIPTION

FIG. 1 is a perspective view of a sandpaper glove showing my new design;

FIG. 2 is a front view thereof;

FIG. 3 is a back view thereof;

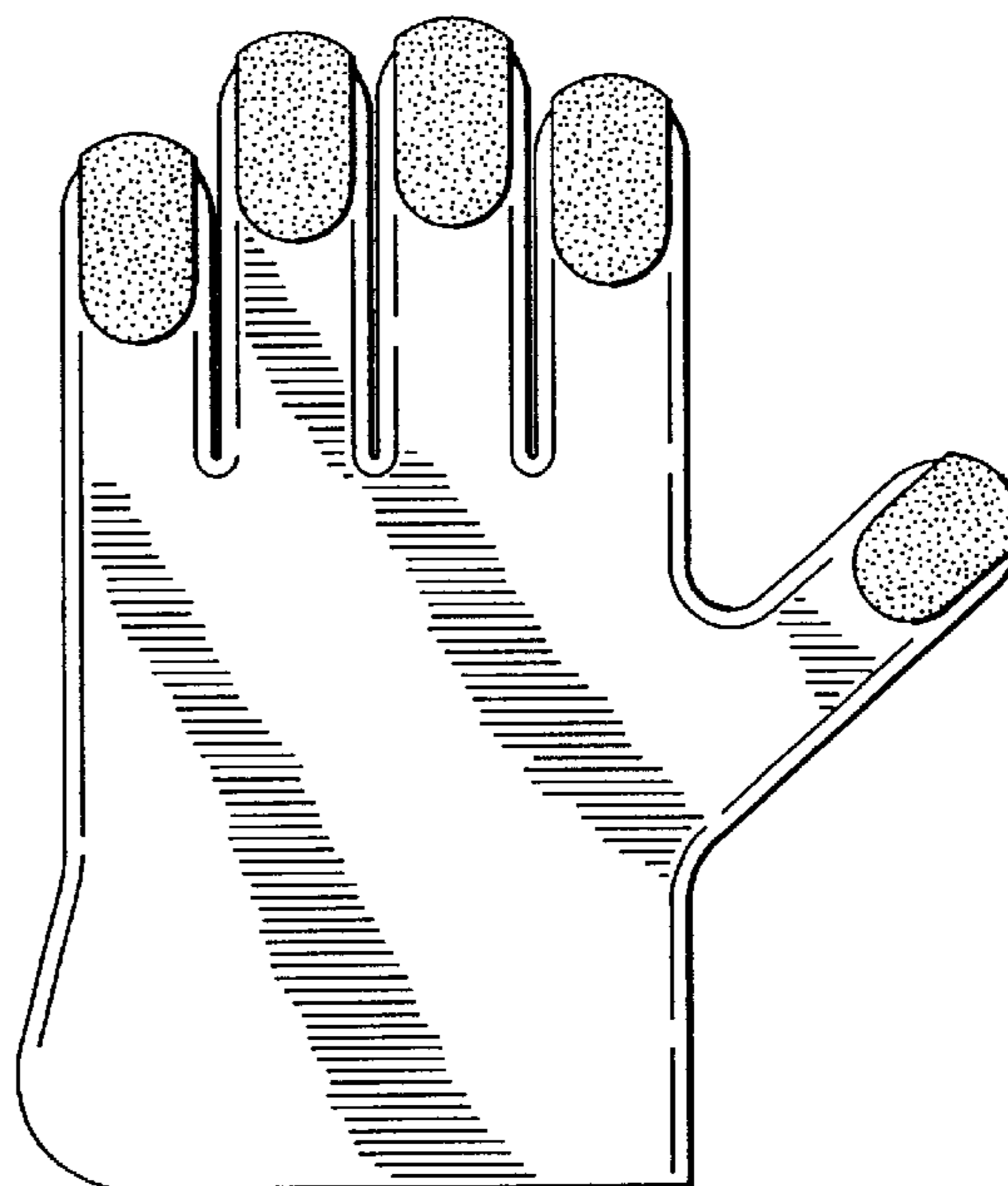
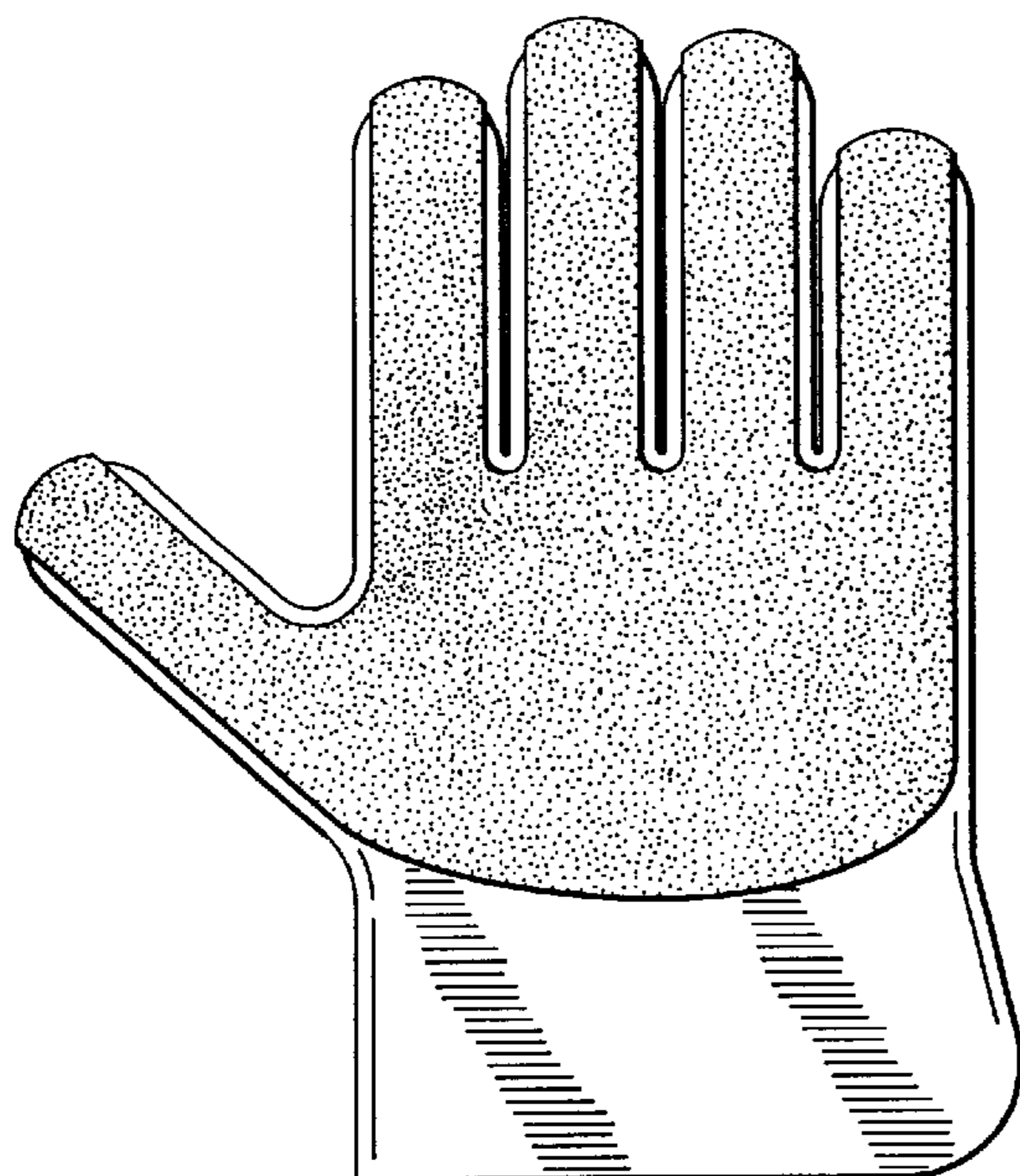
FIG. 4 is a left side view thereof;

FIG. 5 is a right side view thereof;

FIG. 6 is a top view thereof; and,

FIG. 7 is a bottom view thereof.

1 Claim, 3 Drawing Sheets






FIG. 1

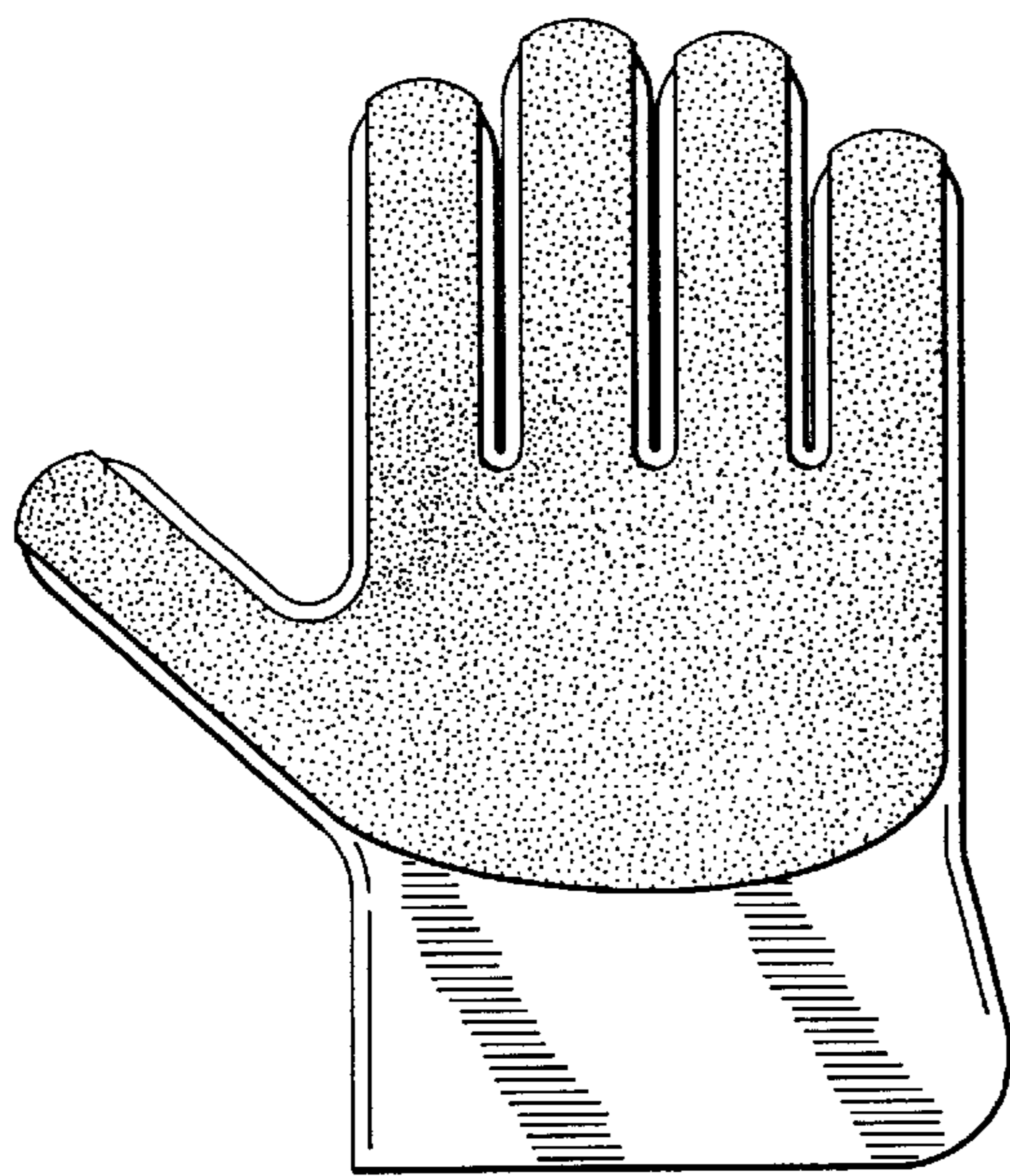


FIG. 2

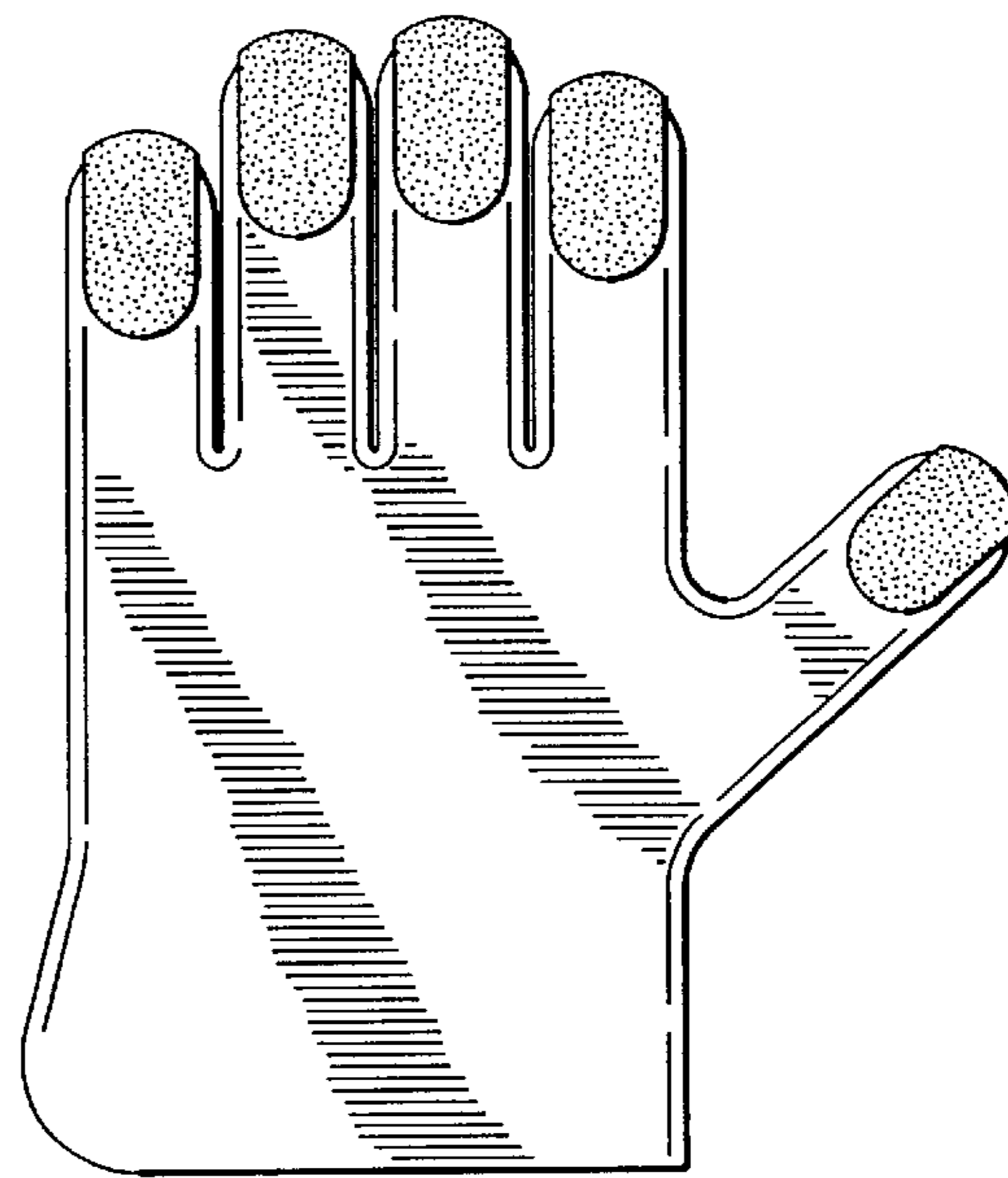


FIG. 3



FIG. 4



FIG. 5



FIG. 6



FIG. 7