



US00D526177S

(12) **United States Design Patent**
Lui

(10) **Patent No.:** **US D526,177 S**

(45) **Date of Patent:** **** Aug. 8, 2006**

(54) **ELECTRIC SAW**

(75) **Inventor:** **Tat Nin Lui**, Hong Kong (CN)

(73) **Assignee:** **Choon Nang Electrical Appliance Mfy., Ltd.**, Hong Kong (CN)

(**) **Term:** **14 Years**

(21) **Appl. No.:** **29/209,082**

(22) **Filed:** **Jul. 9, 2004**

(30) **Foreign Application Priority Data**

Jun. 11, 2004 (EM) 000188644

(51) **LOC (8) Cl.** **08-03**

(52) **U.S. Cl.** **D8/64**

(58) **Field of Classification Search** D8/69,
D8/68, 67, 66, 65, 64, 62, 61; 30/92, 394,
30/393, 392, 377, 376, 371; 74/50, 49; 173/217,
173/216; 83/699.21; 446/145

See application file for complete search history.

(56) **References Cited**

U.S. PATENT DOCUMENTS

D401,128 S * 11/1998 Zurwelle D8/64
D428,786 S * 8/2000 Hayakawa et al. D8/64
D434,627 S * 12/2000 Buck D8/64
6,189,217 B1 * 2/2001 Melvin et al. 30/125
D440,849 S * 4/2001 Sakai et al. D8/64
6,272,757 B1 * 8/2001 Roe 30/377

D456,233 S * 4/2002 Main D8/64
6,484,409 B1 * 11/2002 Campbell et al. 30/371
D471,418 S * 3/2003 Chunn et al. D8/64
D473,771 S * 4/2003 Hayakawa et al. D8/64
D474,088 S * 5/2003 Chunn et al. D8/64
D480,616 S * 10/2003 Welsh D8/64
2004/0098870 A1 * 5/2004 Nemazi et al. 30/392
2004/0255475 A1 * 12/2004 Hirabayashi et al. 30/392
2005/0257382 A1 * 11/2005 Lui et al. 30/392
2005/0267776 A1 * 12/2005 Selby et al. 705/1

* cited by examiner

Primary Examiner—Cathron C. Brooks

Assistant Examiner—Austin Murphy

(74) *Attorney, Agent, or Firm*—Alix, Yale & Ristas, LLP

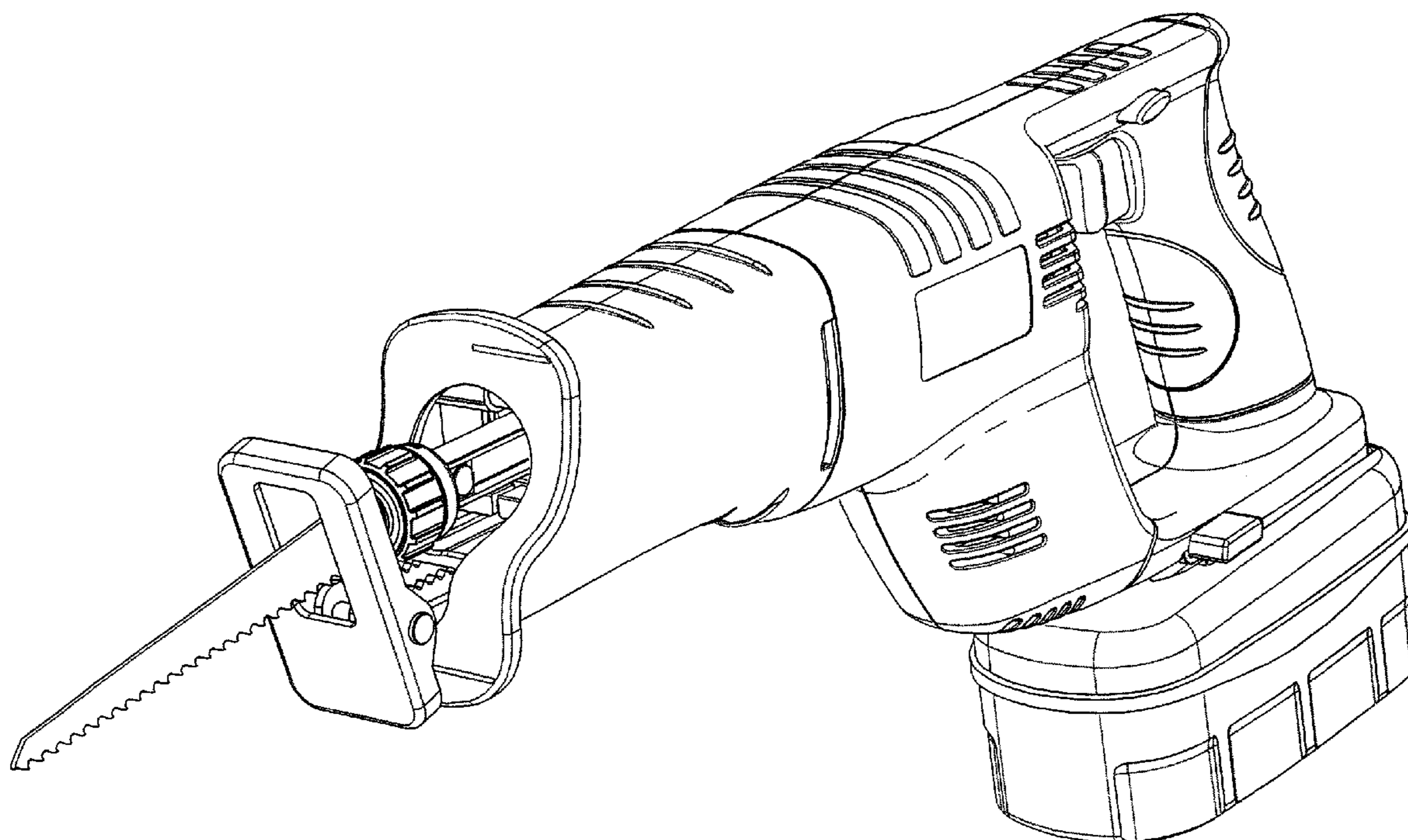
(57) **CLAIM**

The ornamental design for an electric saw, as shown and described.

DESCRIPTION

FIG. 1 is a front end, left side and top perspective view of an electric saw showing my new design;
FIG. 2 is a left side elevational view thereof;
FIG. 3 is a right side elevational view thereof;
FIG. 4 is a top plan view thereof;
FIG. 5 is a bottom plan view thereof;
FIG. 6 is a front end elevational thereof; and,
FIG. 7 is a rear end elevational view thereof.

1 Claim, 6 Drawing Sheets



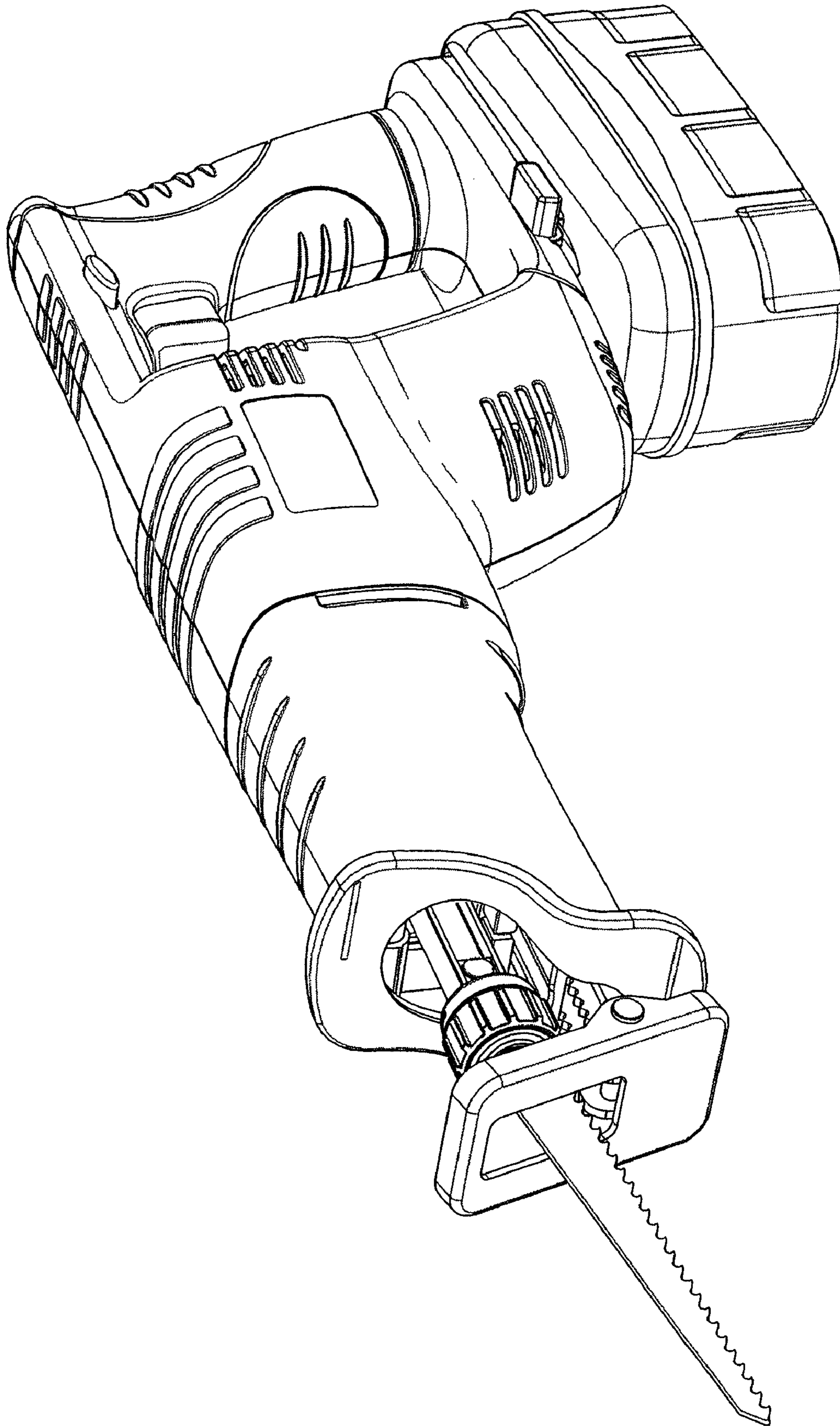


FIG. 1

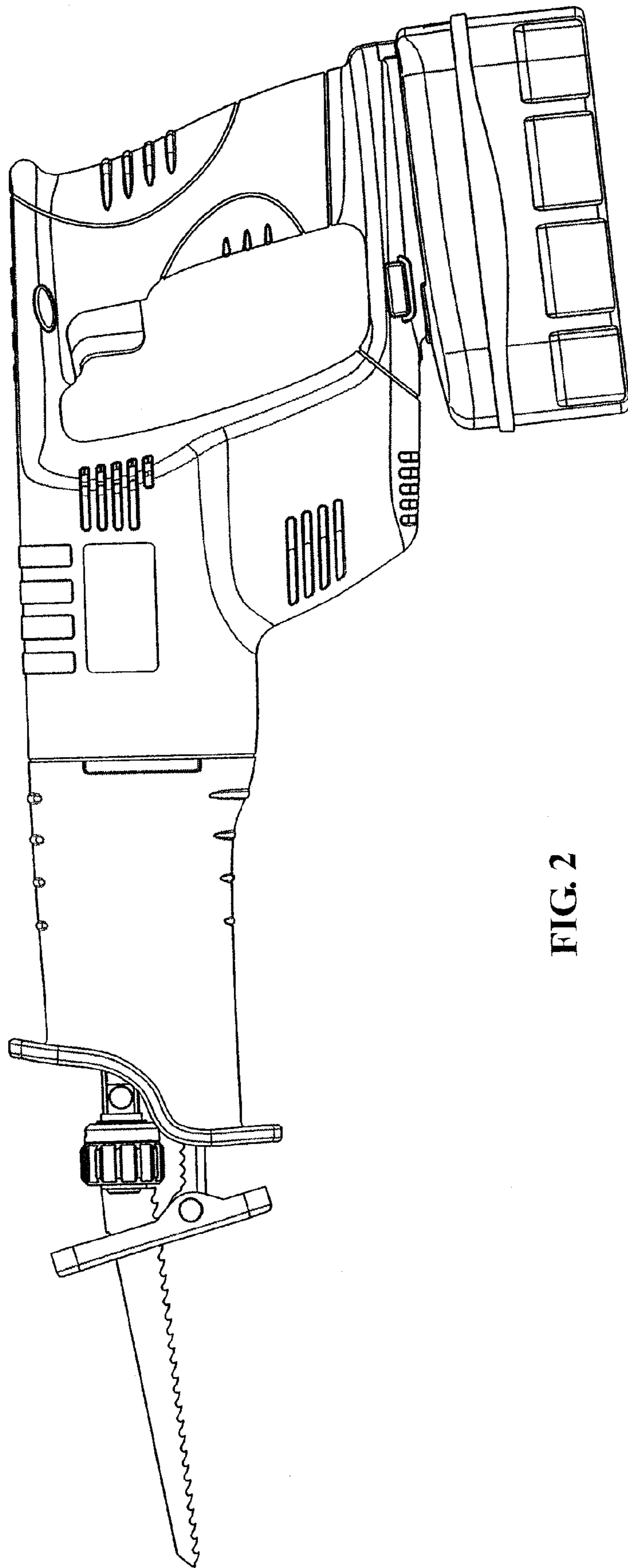


FIG. 2

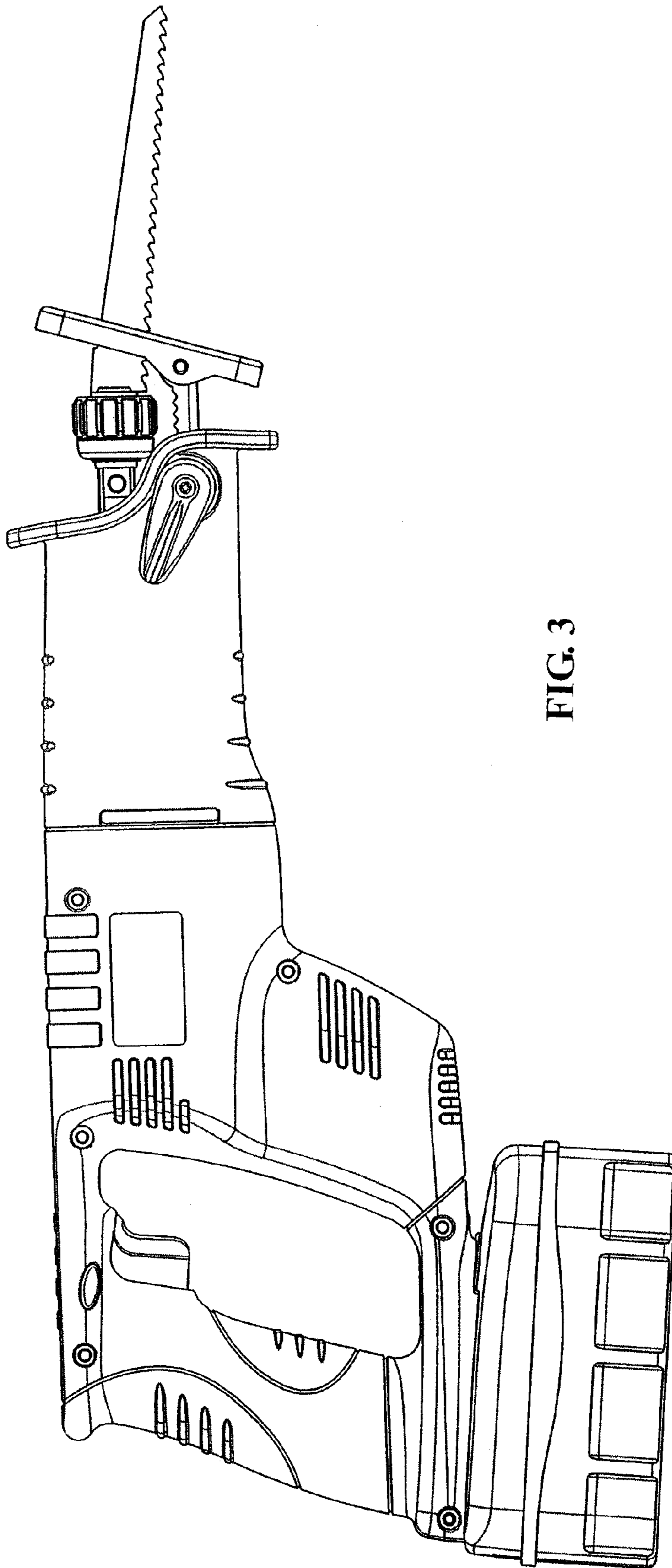


FIG. 3

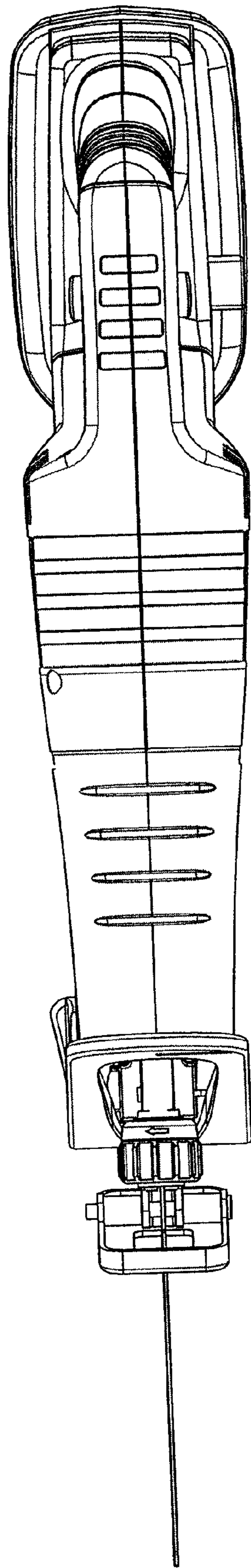


FIG. 4

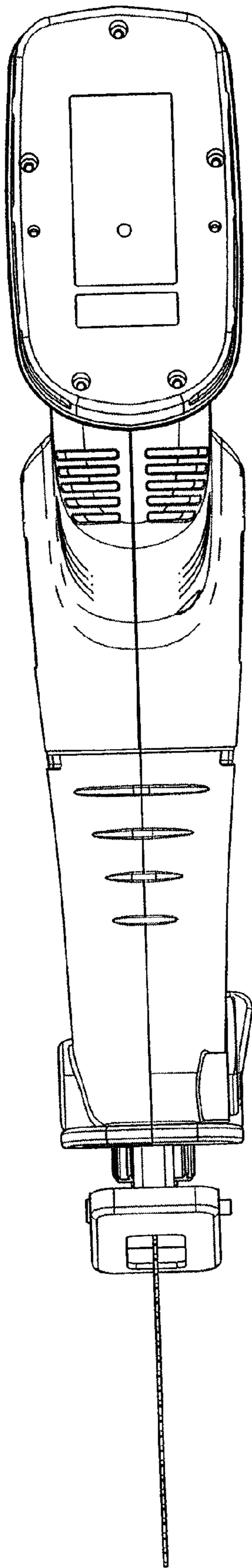


FIG. 5

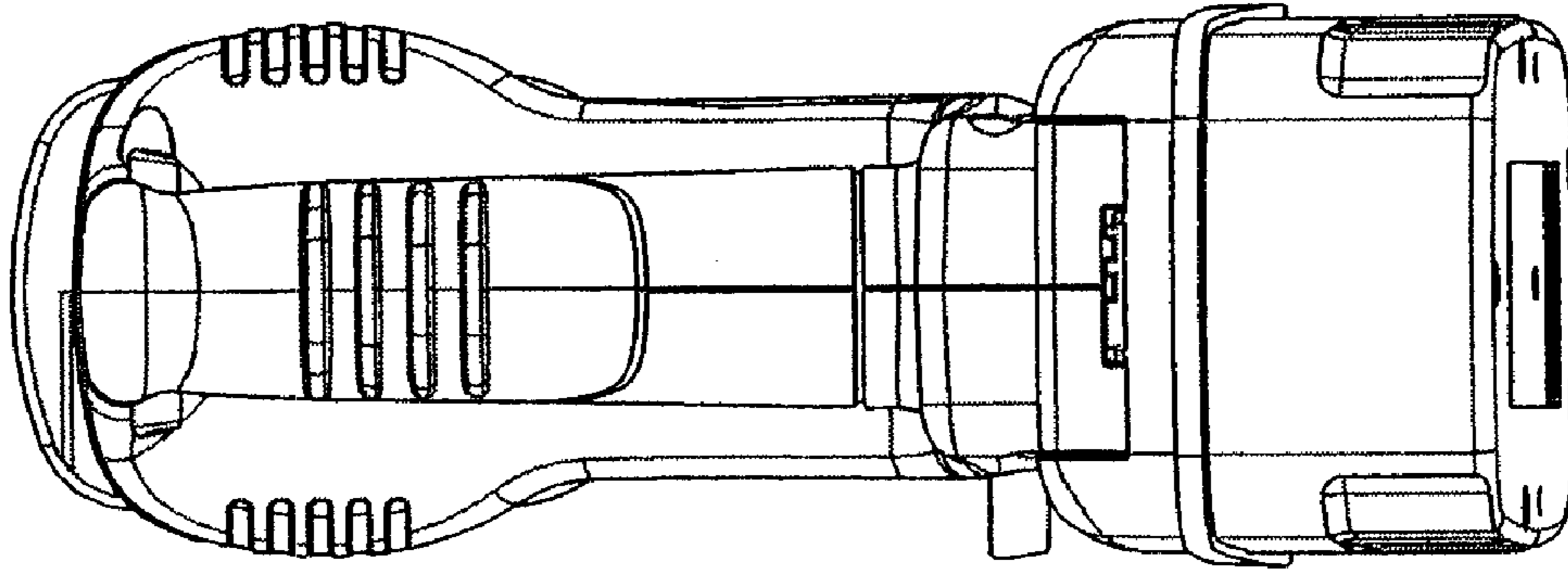


FIG. 7

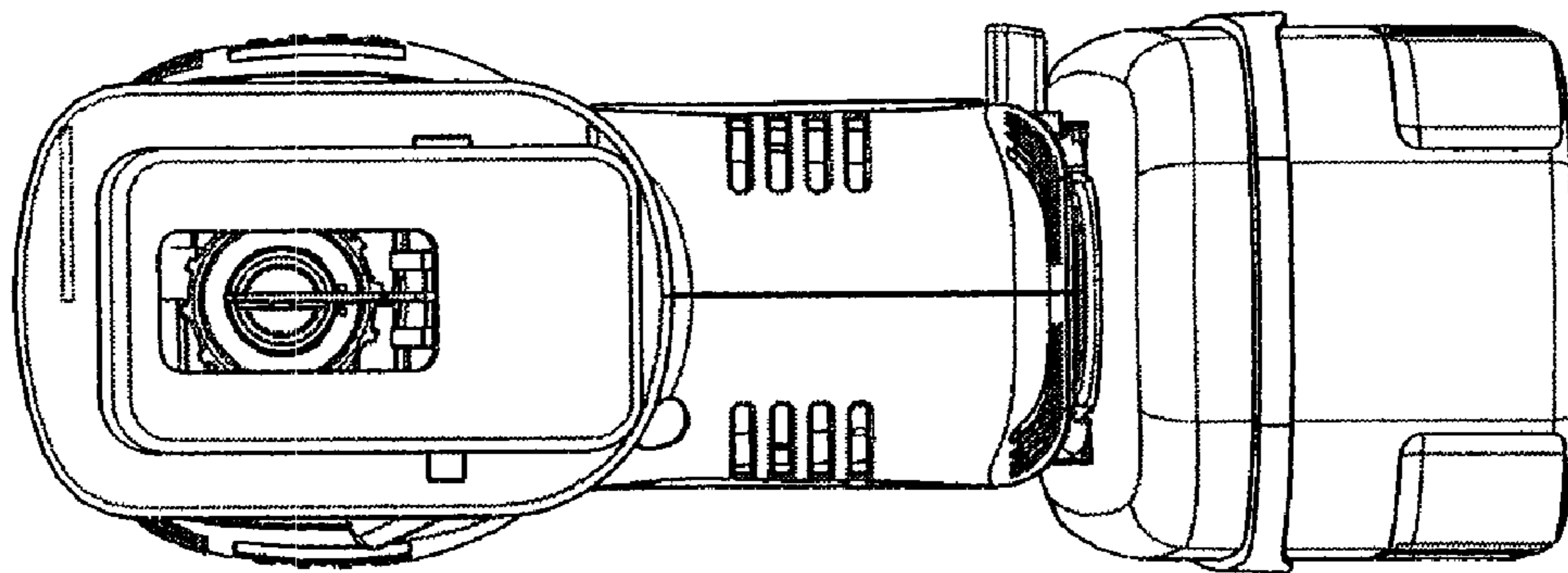


FIG. 6