



US00D526170S

(12) **United States Design Patent**
Gugni

(10) **Patent No.:** **US D526,170 S**

(45) **Date of Patent:** **** Aug. 8, 2006**

(54) **DRINK CADDY**

(75) Inventor: **Peter M. Gugni**, Chicago, IL (US)

(73) Assignee: **Tsunami Express LLC**, Chicago, IL (US)

(**) Term: **14 Years**

(21) Appl. No.: **29/227,359**

(22) Filed: **Apr. 8, 2005**

(51) **LOC (8) Cl.** **06-04**

(52) **U.S. Cl.** **D7/706**

(58) **Field of Classification Search** D7/701-708,
D7/600.1-600.4; 211/71.01, 74, 88.03, 181.1;
248/311.2; 294/87.1, 87.2, 90, 91, 137, 143,
294/147, 158, 159

See application file for complete search history.

(56) **References Cited**

U.S. PATENT DOCUMENTS

681,936	A	*	9/1901	Soady	211/181.1
2,191,693	A		2/1940	Havlis		
D130,234	S		11/1941	Planeta		
2,262,597	A		11/1941	Watral		
D152,826	S		2/1949	Ravsik		
D165,303	S	*	11/1951	Rogers et al.	D7/706
D166,528	S		4/1952	Cole		
D178,752	S		9/1956	Berg		
3,782,296	A	*	1/1974	Moretini	211/128.1
3,888,348	A		6/1975	Frey		
D282,701	S	*	2/1986	Tomlin	D7/701
D288,053	S		2/1987	Maza et al.		
5,060,999	A		10/1991	Marvin		
5,098,144	A		3/1992	Marvin		

5,251,399	A	*	10/1993	Rasmussen	211/88.03
D392,163	S		3/1998	Jenkinson		
D416,761	S	*	11/1999	Miller	D7/600
D422,140	S		4/2000	Chen		
D427,026	S	*	6/2000	Wang	D7/701
D441,621	S		5/2001	Levy		
D444,359	S		7/2001	Levy		
D472,432	S		4/2003	Goodman et al.		
D494,017	S		8/2004	Compagnucci		
D502,406	S		3/2005	Eddings		

* cited by examiner

Primary Examiner—Terry A. Wallace

(74) *Attorney, Agent, or Firm*—Mayer, Brown, Rowe & Maw LLP


(57) **CLAIM**

The ornamental design for a drink caddy, as shown and described.

DESCRIPTION

FIG. 1 is a front perspective view of one embodiment of a drink caddy of the present invention; FIG. 2 is a front elevational view thereof; FIG. 3 is a rear elevational view thereof; FIG. 4 is a right side elevational view thereof; FIG. 5 is a top plan view thereof; FIG. 6 is a bottom plan view thereof; and, FIG. 7 is a front elevational view thereof, showing containers being carried by the drink caddy to show environment. The left side elevational view of FIG. 1 is a mirror image of the right side elevational view shown in FIG. 4. The objects in broken lines in the figures are for illustrative purposes only and form no part of the claimed design.

1 Claim, 6 Drawing Sheets






FIG. 1

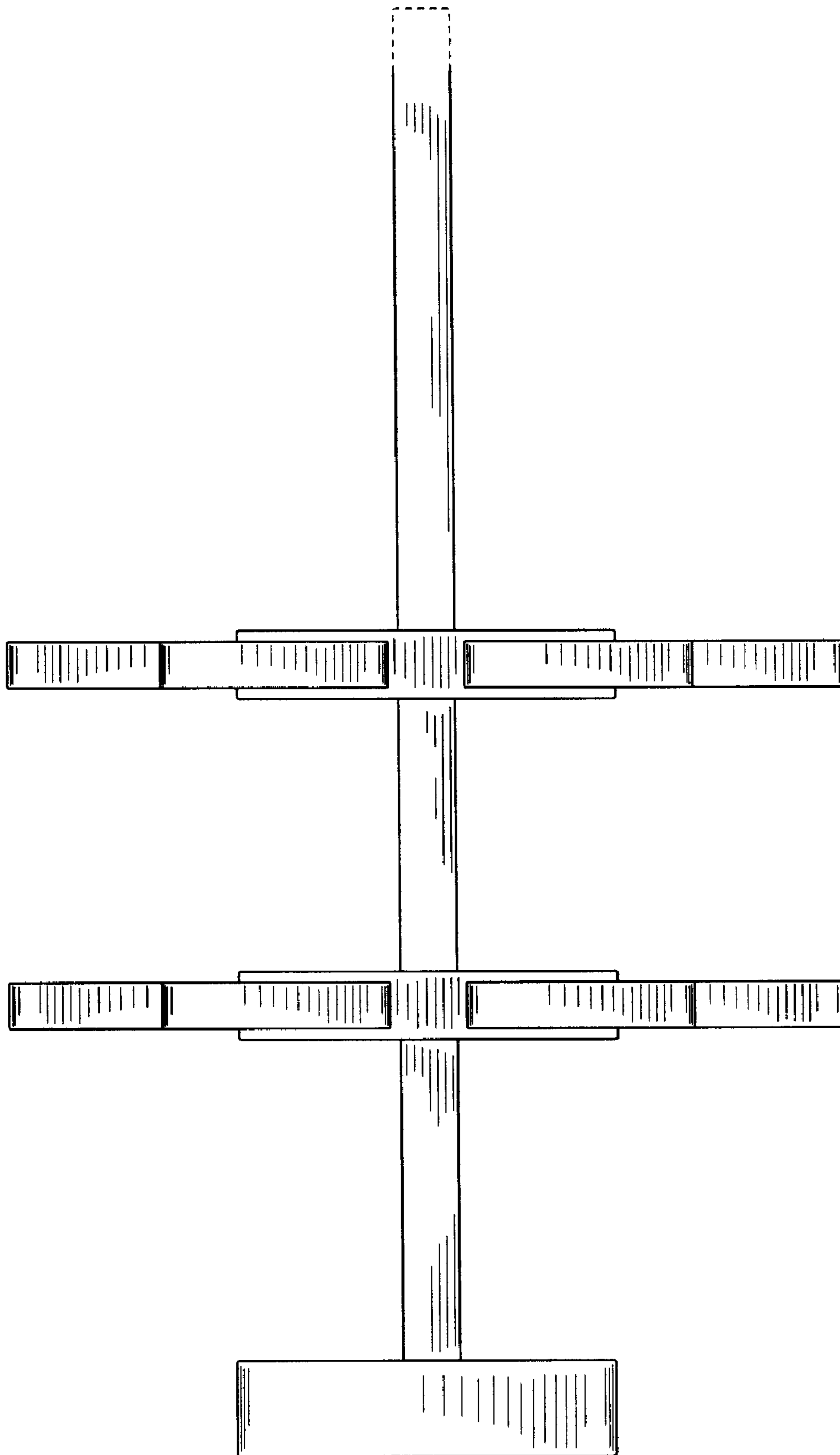


FIG. 2

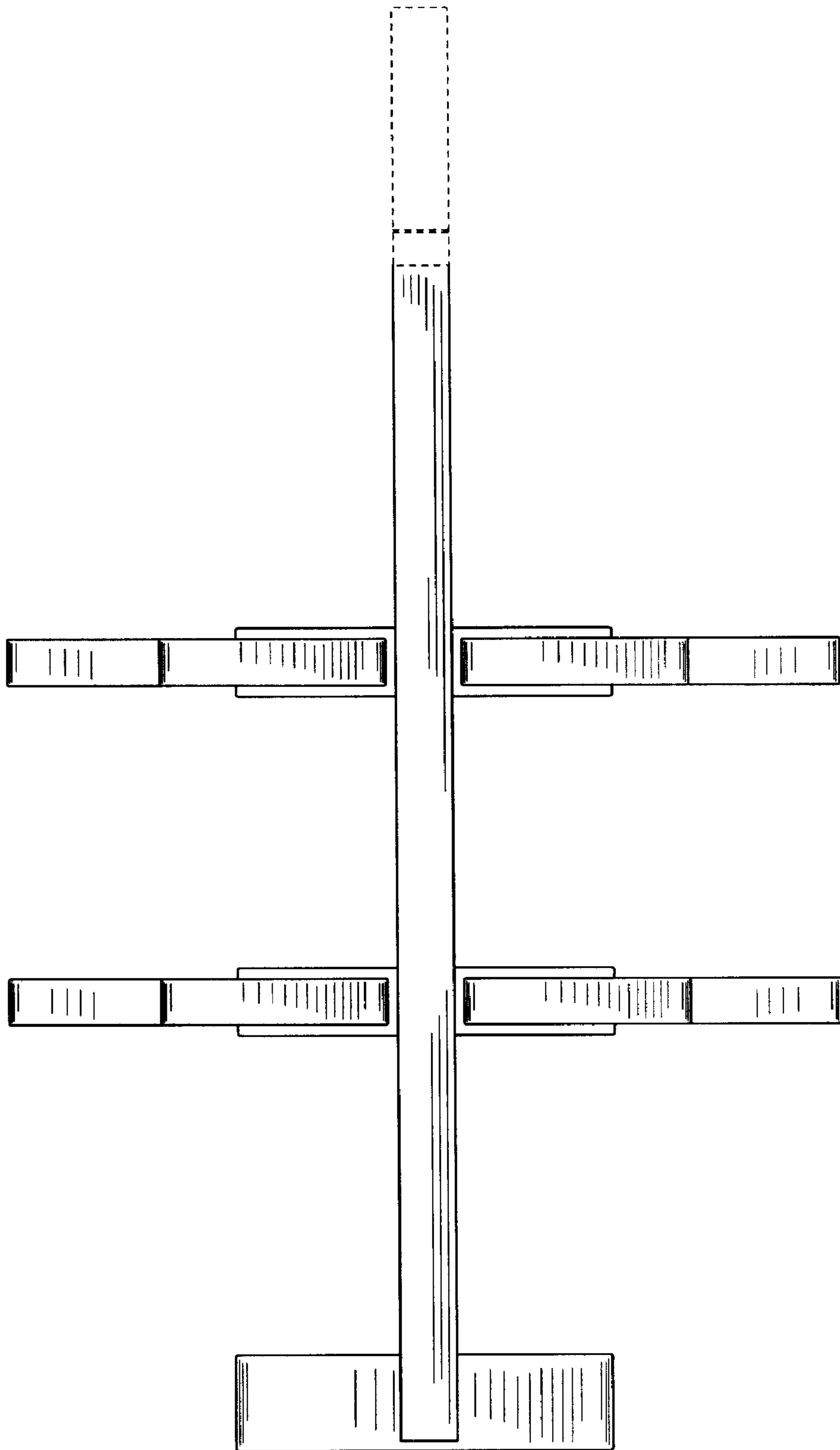


FIG. 3

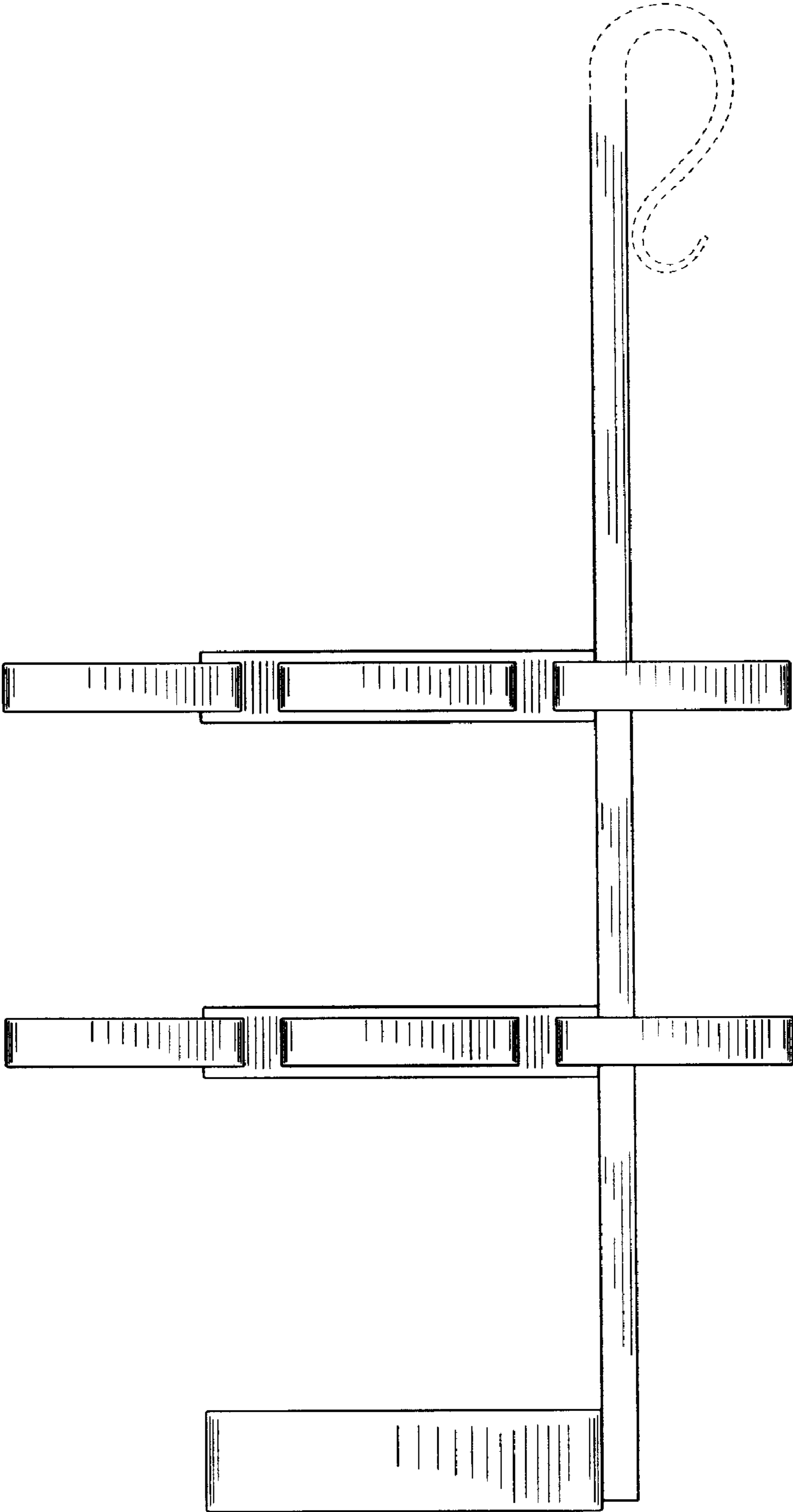


FIG. 4

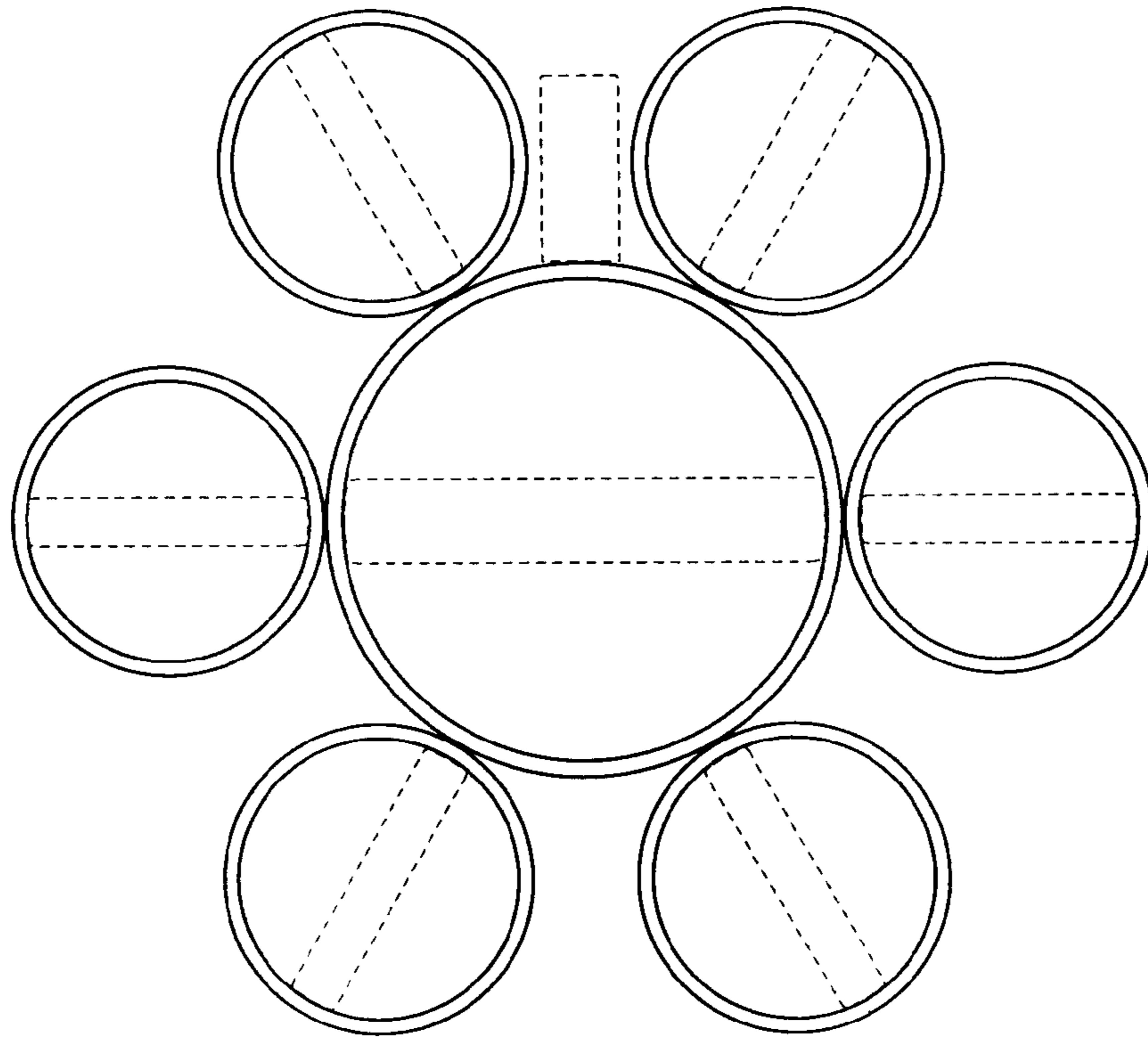


FIG. 5

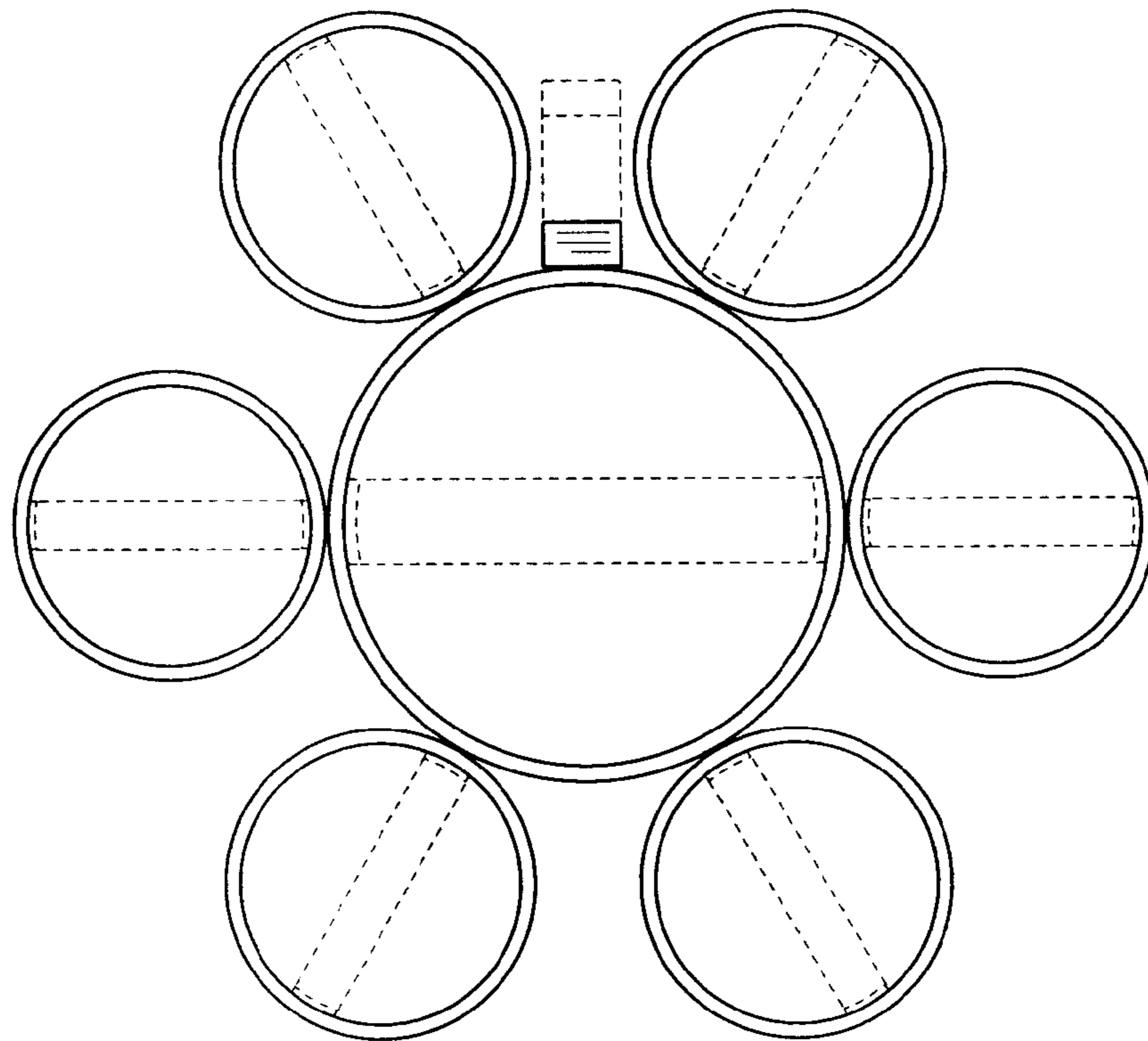


FIG. 6

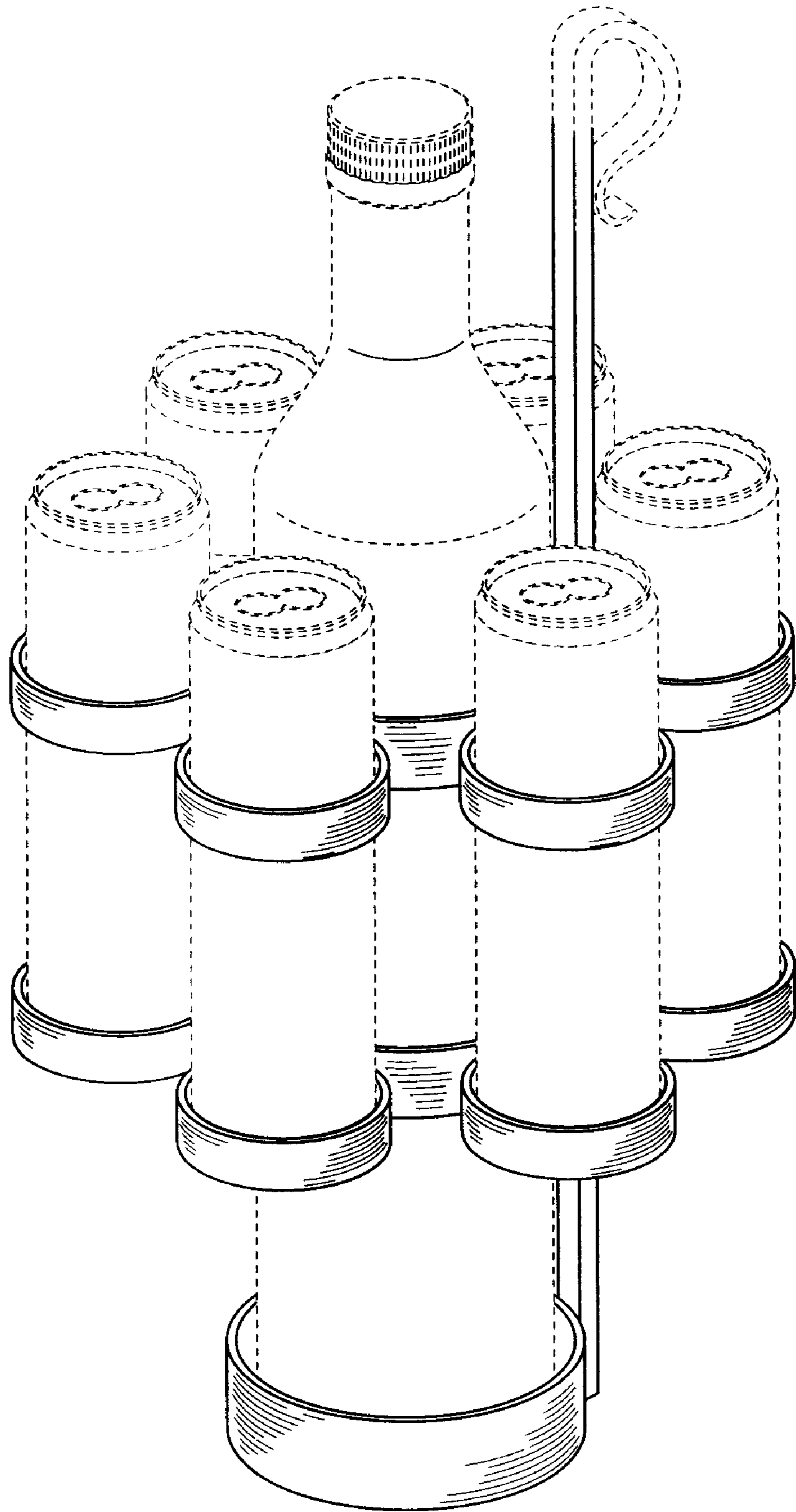


FIG. 7