

US00D526164S

(12) **United States Design Patent**  
**Pastore et al.**

(10) **Patent No.:** **US D526,164 S**

(45) **Date of Patent:** **\*\* Aug. 8, 2006**

(54) **FRY CADDY**

(76) Inventors: **Mark Pastore**, 26 Victory Rd., Suffern,  
NY (US) 10901; **Richard Roland**, 6  
Brennan Ct., Chester, NY (US) 10918

(\*\*) Term: **14 Years**

(21) Appl. No.: **29/206,312**

(22) Filed: **May 28, 2004**

**Related U.S. Application Data**

(62) Division of application No. 10/709,763, filed on May 27,  
2004.

(51) **LOC (8) Cl.** ..... **07-01**

(52) **U.S. Cl.** ..... **D7/601; D7/619.1**

(58) **Field of Classification Search** ..... D7/601,  
D7/619.1-625, 691; D9/751, 455; 220/737,  
220/738; 211/71.01, 74; 248/309.1, 311,  
248/346.01, 346.11; 294/55

See application file for complete search history.

(56) **References Cited**

**U.S. PATENT DOCUMENTS**

4,252,264 A \* 2/1981 Herbst et al. .... 294/55  
D295,133 S \* 4/1988 Jones ..... D7/691  
5,088,673 A \* 2/1992 Chandler ..... 248/311.2  
5,180,088 A \* 1/1993 de Angeli ..... 220/737

D370,392 S \* 6/1996 Flanagan ..... D7/619.1  
D370,412 S \* 6/1996 Rohrer ..... D7/619.1  
D400,763 S \* 11/1998 Taylor et al. .... D7/619.1  
D419,393 S \* 1/2000 Lance ..... D7/619.1

\* cited by examiner

*Primary Examiner*—Terry A. Wallace

(74) *Attorney, Agent, or Firm*—Stanley H. Kremen

(57) **CLAIM**

The ornamental design for a fry caddy, as shown and  
described.

**DESCRIPTION**

FIG. 1 is a top plan view of the fry caddy. This view is  
identical to the bottom plan view thereof.

FIG. 2 is a left-side elevational view thereof. This view is  
identical to the right-side elevational view thereof.

FIG. 3 is a front elevational view thereof. This view is  
identical to the rear elevational view thereof.

FIG. 4 is an isometric view thereof as seen from the front;  
and,

FIG. 5 is an isometric view thereof as seen from either side  
with a fries container inserted therein and being held in  
place.

The broken lines are for illustrative purposes only and form  
no part of the claimed design.

**1 Claim, 3 Drawing Sheets**




FIG. 1

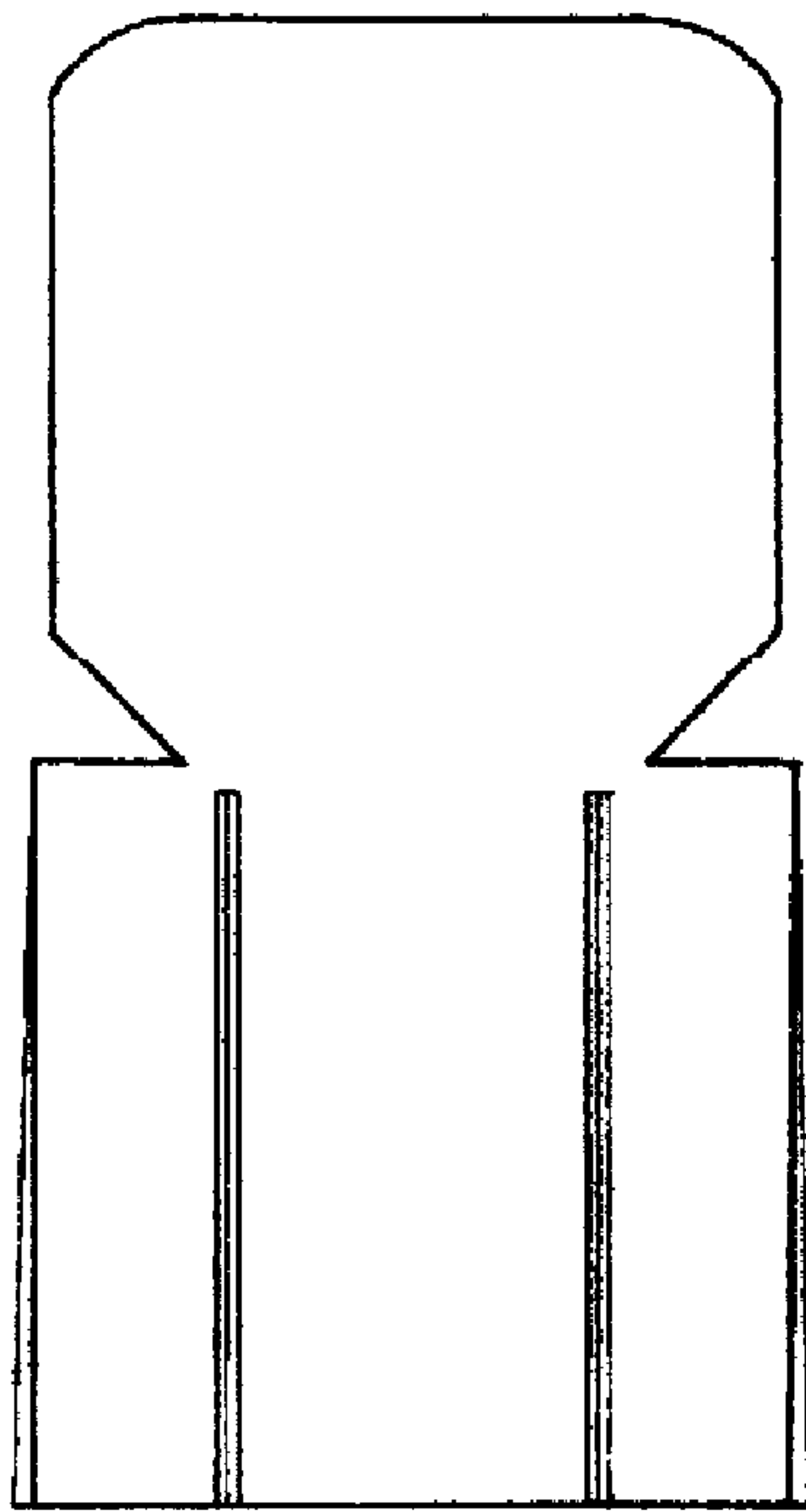
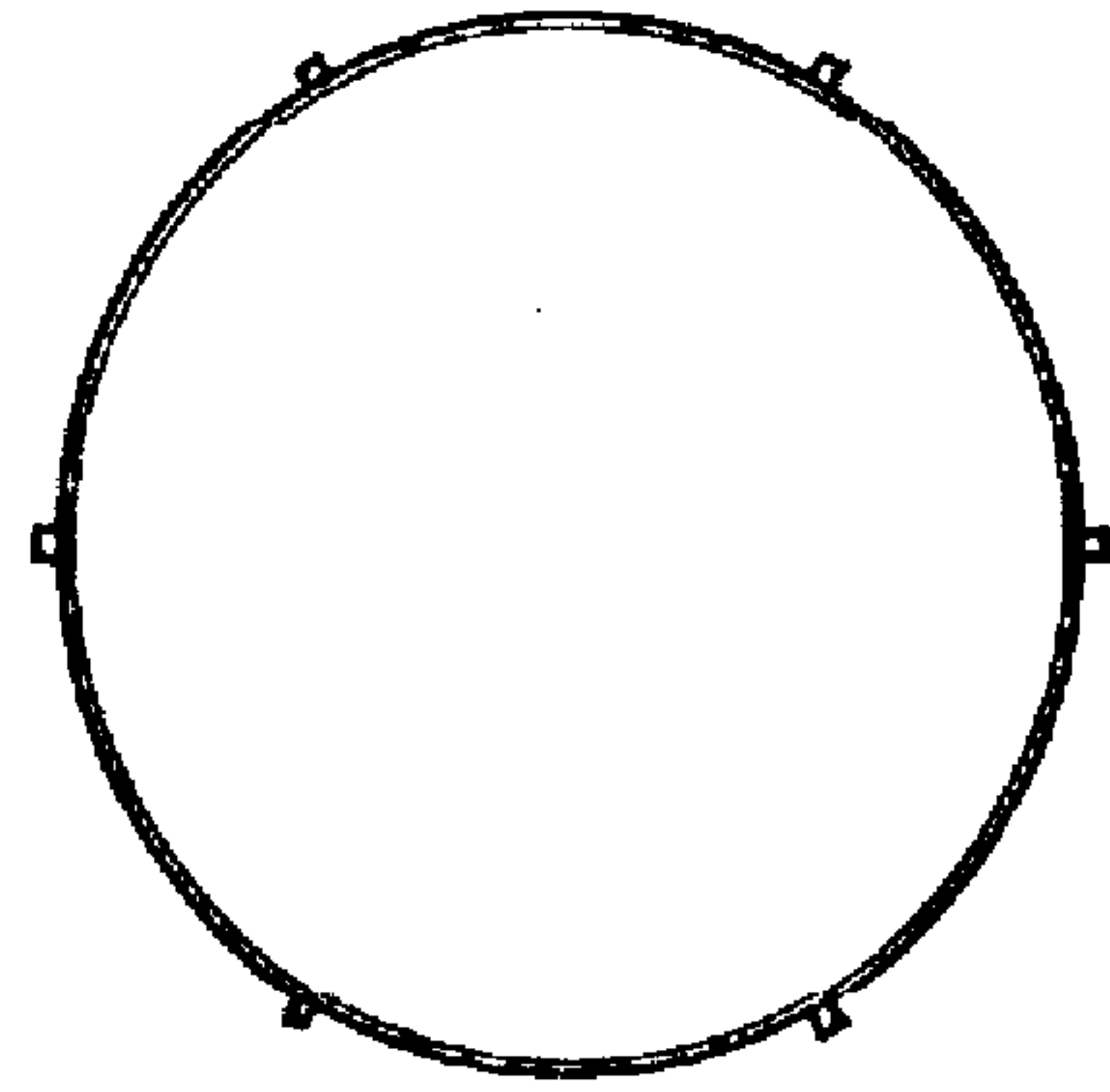


FIG. 2

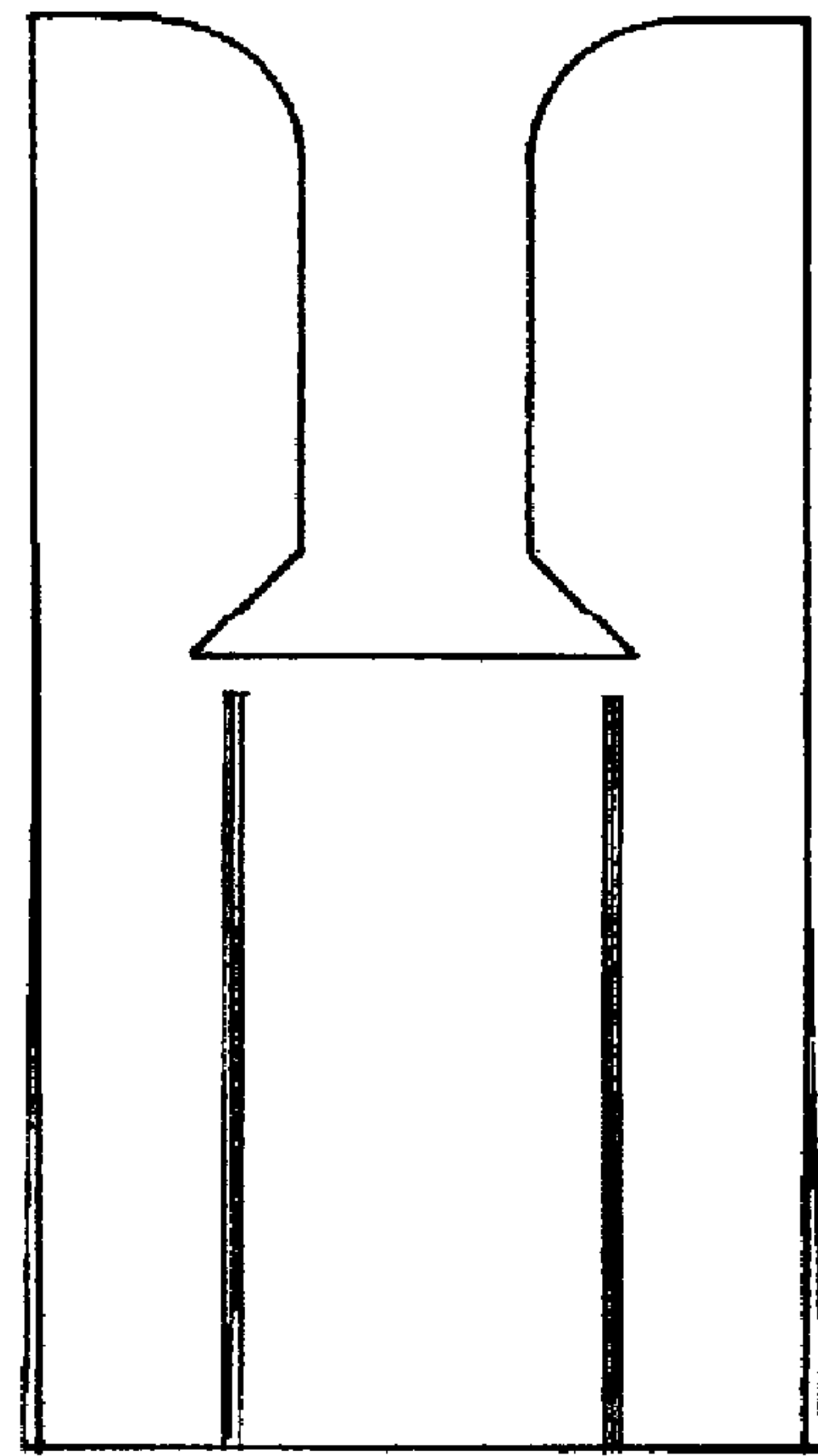


FIG. 3




FIG. 4

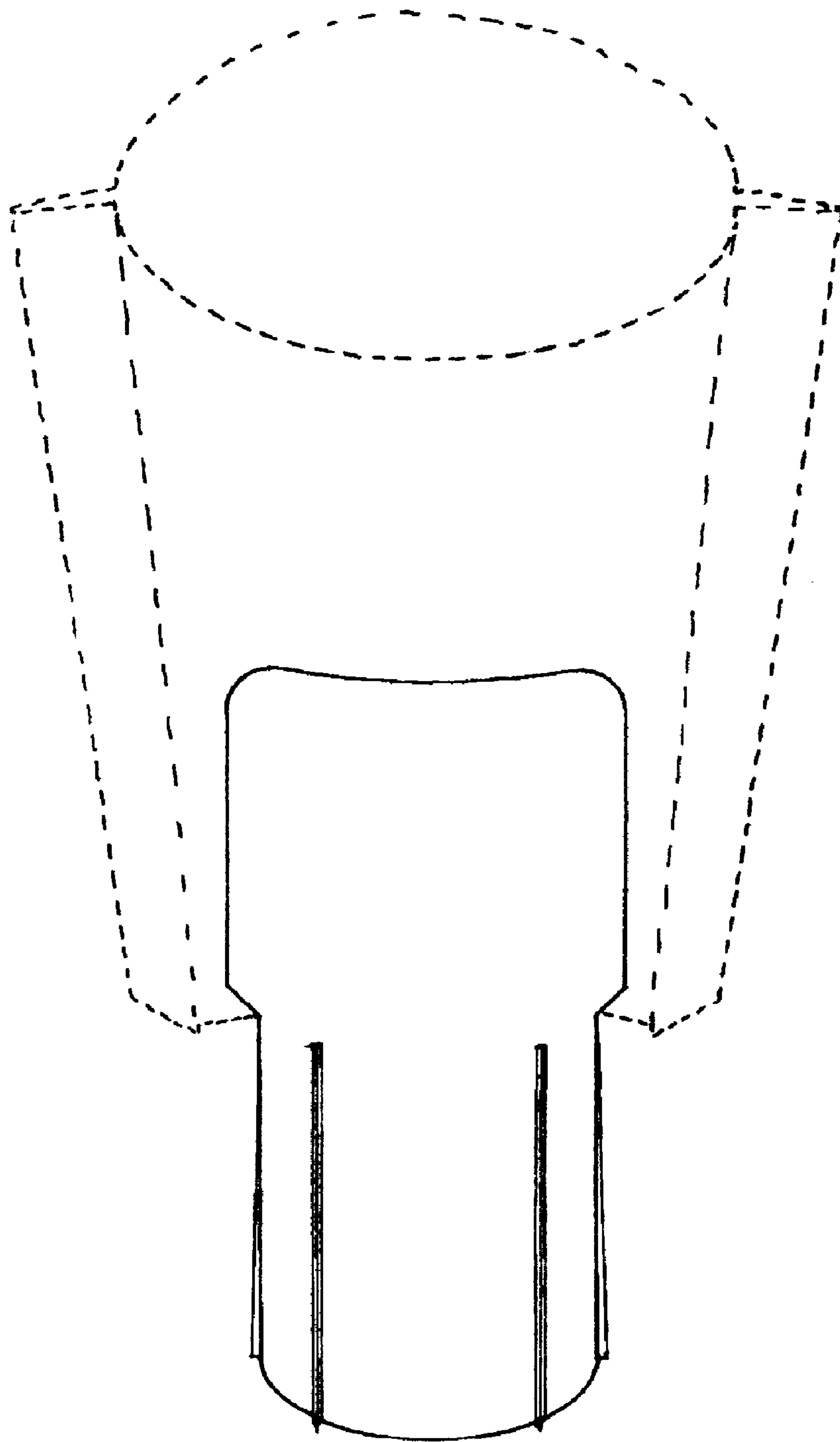


FIG. 5