

US00D526159S

(12) **United States Design Patent**
Schmidt

(10) **Patent No.:** **US D526,159 S**

(45) **Date of Patent:** **** Aug. 8, 2006**

(54) **HANDLE FOR A MUG/TUMBLER**

(75) Inventor: **Peter Schmidt**, Chicago, IL (US)

(73) Assignee: **Thermos L.L.C.**, Rolling Meadows, IL (US)

(**) Term: **14 Years**

(21) Appl. No.: **29/219,761**

(22) Filed: **Dec. 21, 2004**

(51) **LOC (8) Cl.** **07-02**

(52) **U.S. Cl.** **D7/393**

(58) **Field of Classification Search** D7/318,
D7/354-361, 393-397, 401.2, 510, 514-516,
D7/533, 536, 605, 622, 623; D8/107, 307;
D4/138, 129; 16/430, 431, 110.1, 407; 220/574,
220/729, 755, 756; 215/12.2; 62/457.4
See application file for complete search history.

(56) **References Cited**

U.S. PATENT DOCUMENTS

- D447,378 S * 9/2001 Young et al. D7/318
- D481,254 S * 10/2003 Lin D7/318
- D481,591 S * 11/2003 Lin D7/533
- D483,615 S * 12/2003 Norris et al. D7/533

* cited by examiner

Primary Examiner—Adir Aronovich
Assistant Examiner—Cynthia M. Chin

(74) *Attorney, Agent, or Firm*—Wood, Phillips, Katz, Clark & Mortimer

(57) **CLAIM**

The ornamental design of a handle for a mug/tumbler, as shown and described.

DESCRIPTION

FIG. 1 is a perspective view of the handle for a mug/tumbler design shown from above;

FIG. 2 is a perspective view of the handle for a mug/tumbler design from below;

FIG. 3 is a right side elevation view of the handle for a mug/tumbler Design, with the left side elevation being a mirror image of FIG. 3;

FIG. 4 is a front view of the handle for a mug/tumbler design;

FIG. 5 is a back view of the handle for a mug/tumbler design;

FIG. 6 is a top view of the handle for a mug/tumbler design;

FIG. 7 is a bottom view of the handle for a mug/tumbler design; and,

FIG. 8 is a perspective view from above of the handle for a mug/tumbler design shown as it would be attached to a mug/tumbler.

It is to be understood that parts shown in dotted lines form no part of my inventive handle for a mug/tumbler design.

1 Claim, 3 Drawing Sheets

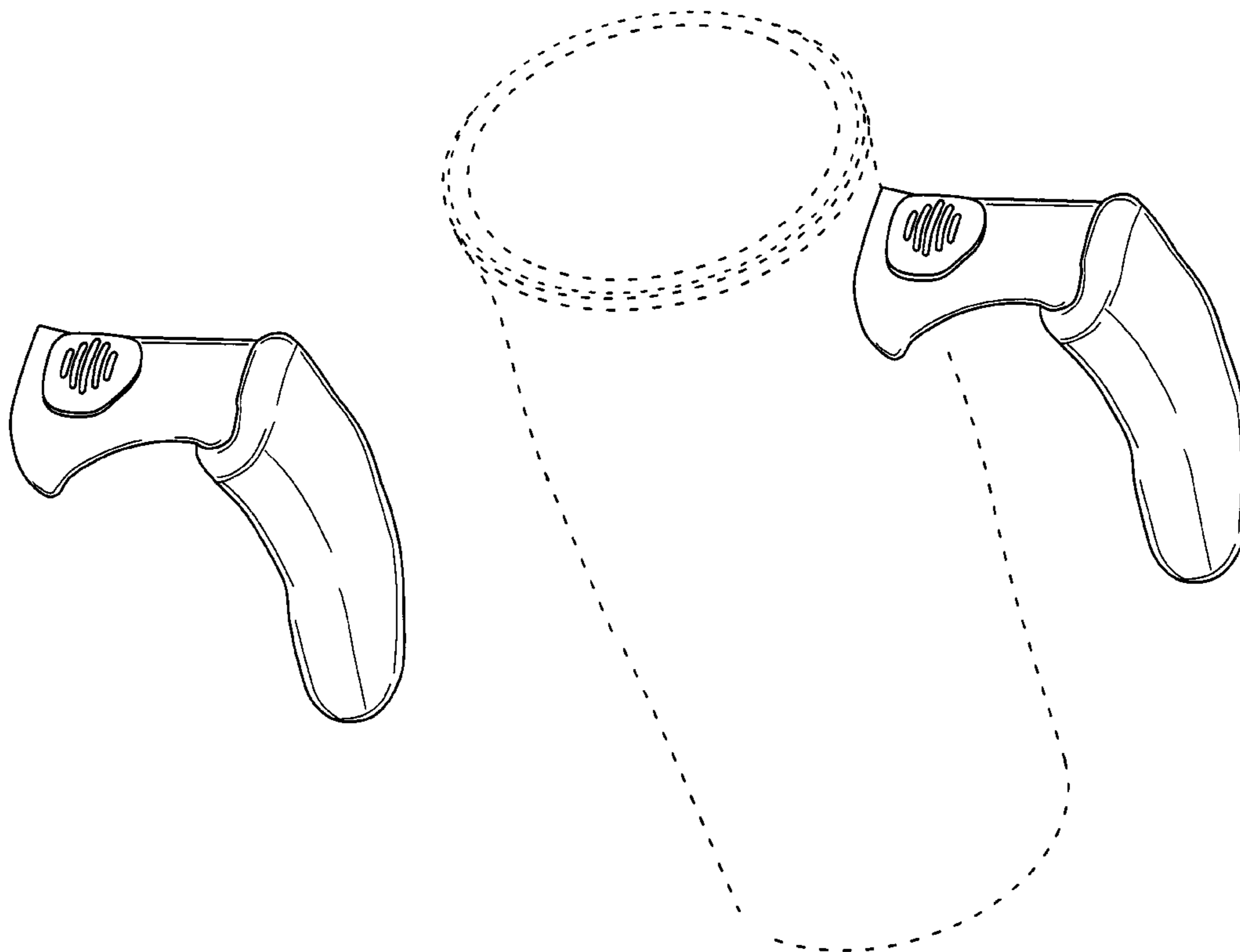


Fig. 1

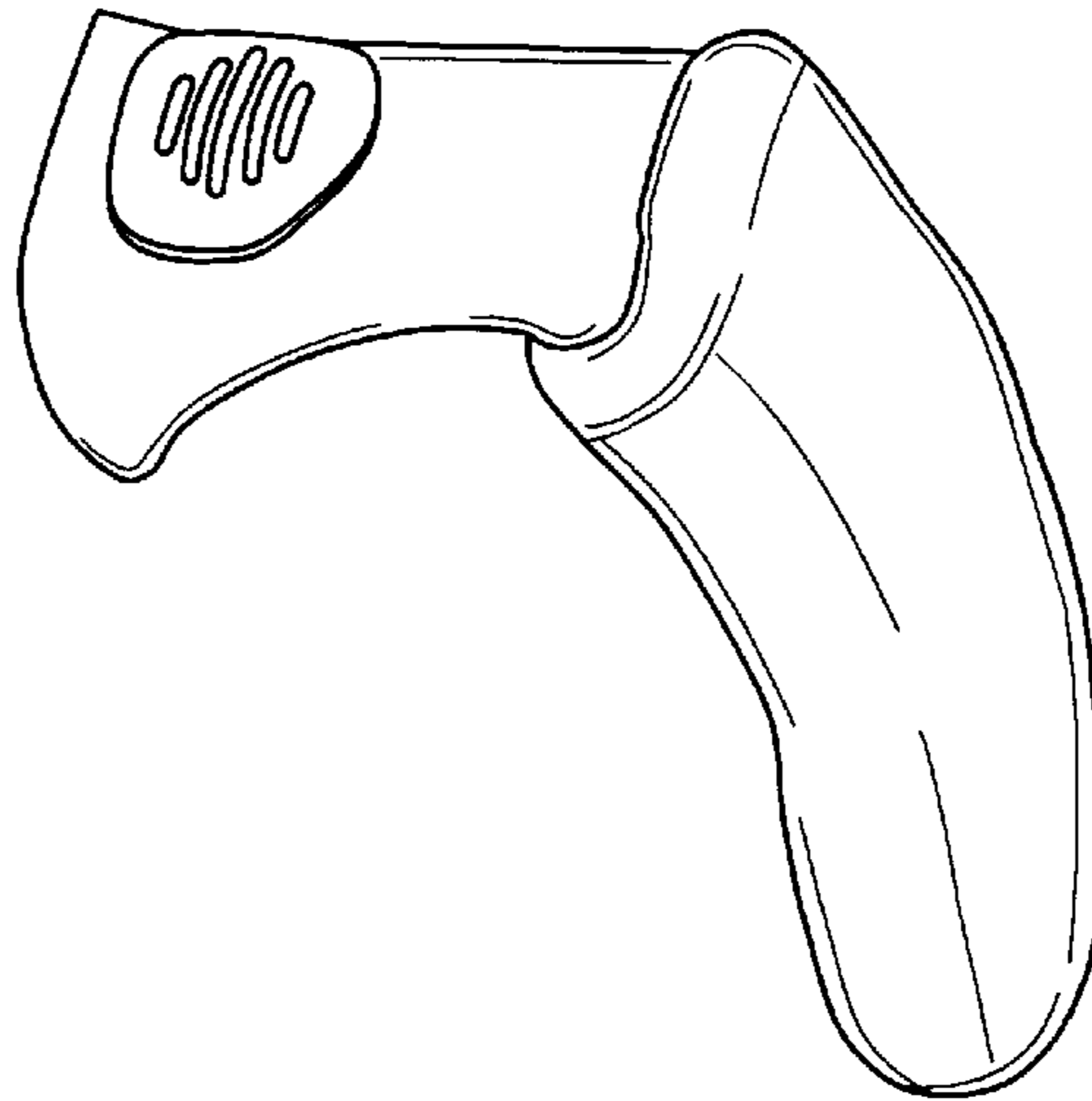


Fig. 2



Fig. 3



Fig. 4




Fig. 5




Fig. 6

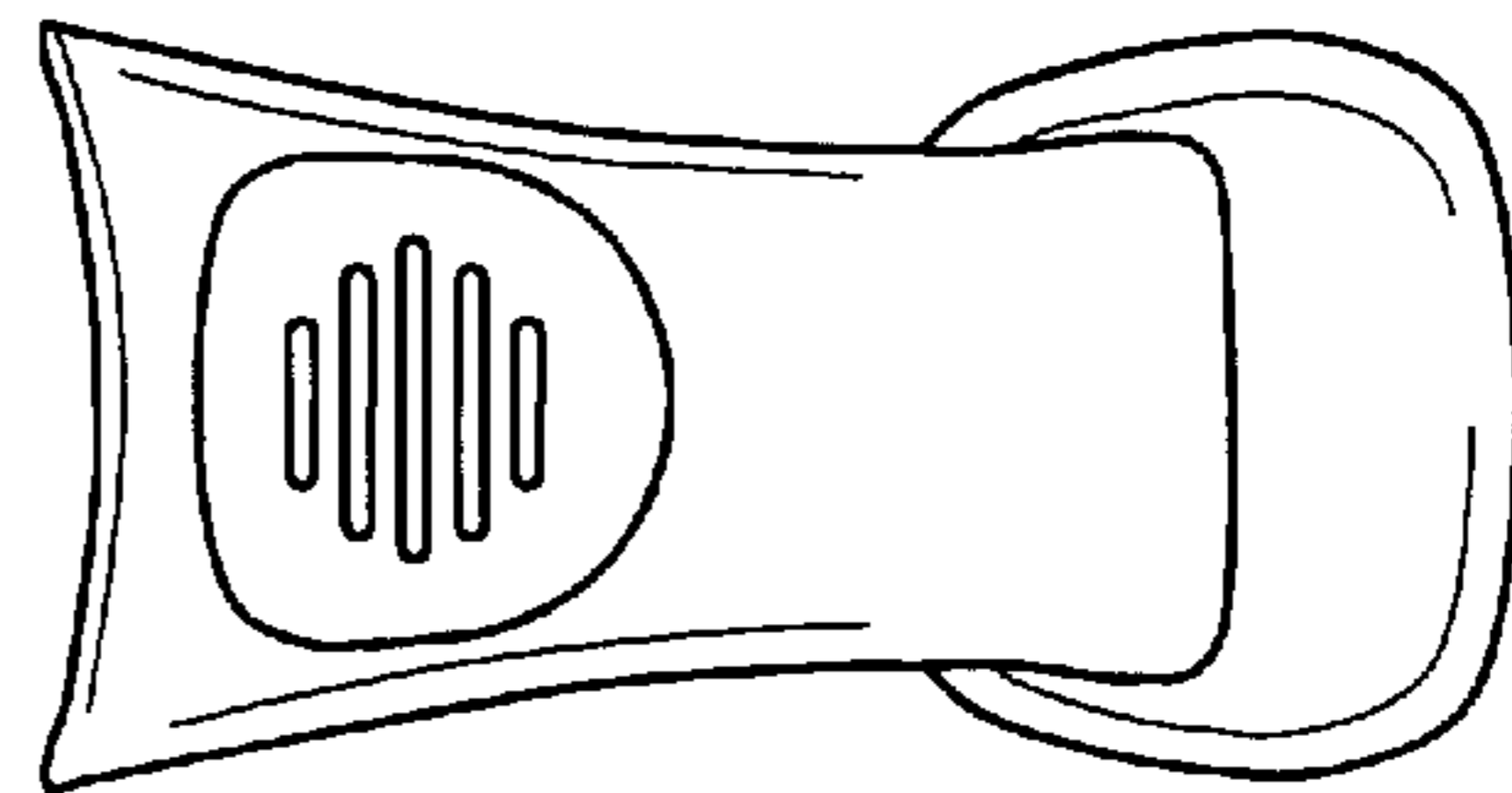


Fig. 7

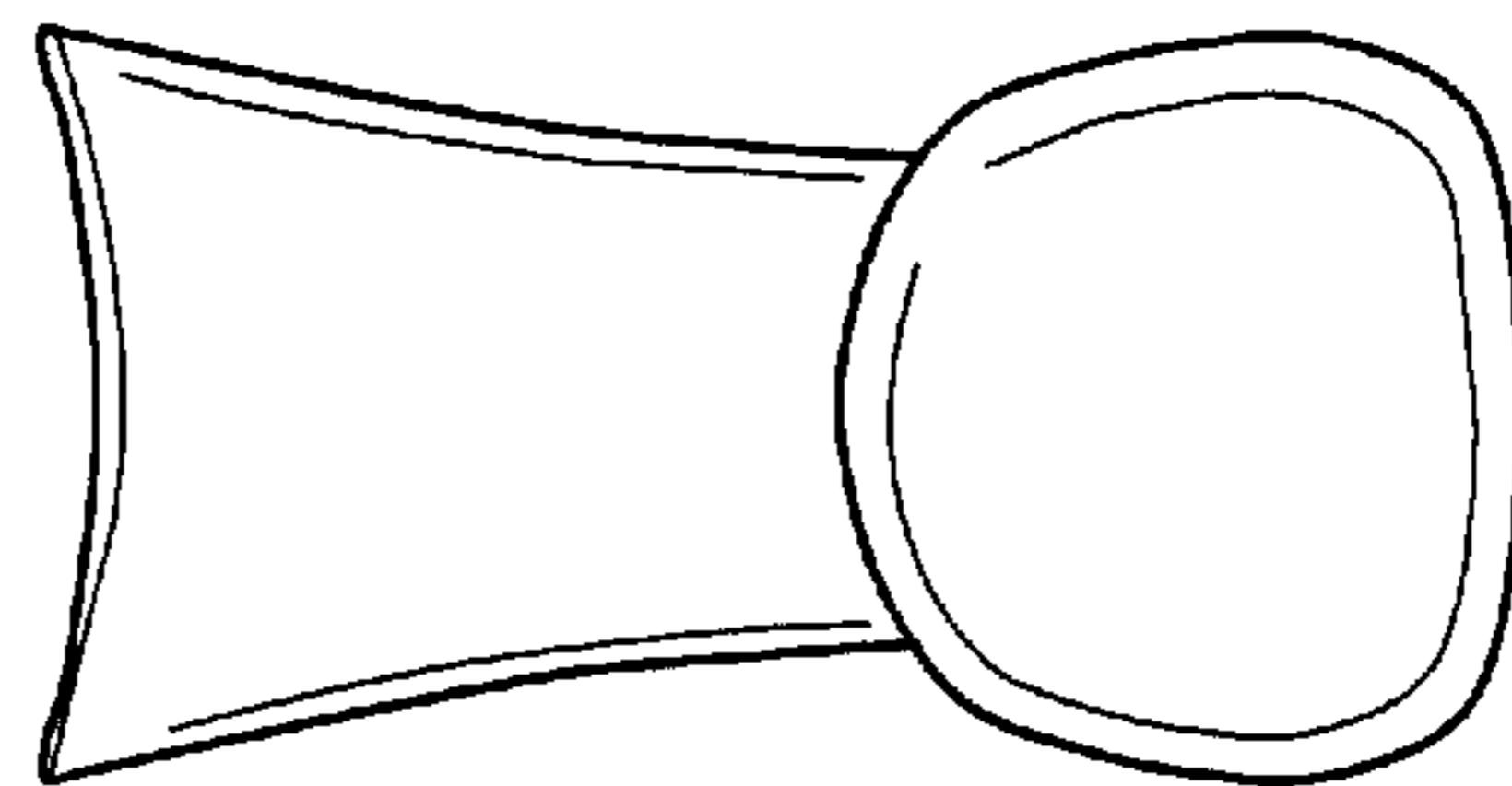


Fig. 8

