



US00D526155S

(12) **United States Design Patent**
Littmann

(10) **Patent No.:** **US D526,155 S**

(45) **Date of Patent:** **** Aug. 8, 2006**

(54) **VACUUM PUMP**

(75) **Inventor:** **Ludwig Littmann, Kronberg (DE)**

(73) **Assignee:** **Braun GmbH, Kronberg (DE)**

(**) **Term:** **14 Years**

(21) **Appl. No.:** **29/223,877**

(22) **Filed:** **Feb. 18, 2005**

(30) **Foreign Application Priority Data**

Aug. 27, 2004 (EM) 0000220959

(51) **LOC (8) Cl.** **15-02**

(52) **U.S. Cl.** **D7/368**

(58) **Field of Classification Search** D7/368,
D7/379, 380, 412; D15/7; 99/472, 476, 467,
99/646 C; 141/65, 96, 198

See application file for complete search history.

(56) **References Cited**

U.S. PATENT DOCUMENTS

5,031,785 A * 7/1991 Lemme 141/65

5,195,427 A * 3/1993 Germano 99/472
5,765,608 A * 6/1998 Kristen 141/198
6,652,251 B1 * 11/2003 Chen 141/65

* cited by examiner

Primary Examiner—Terry A. Wallace

(74) *Attorney, Agent, or Firm*—Fish & Richardson P.C.

(57) **CLAIM**

The ornamental design for a vacuum pump, as shown and described.

DESCRIPTION

FIG. 1 is a perspective view of a vacuum pump showing the new design;

FIG. 2 is a front view of the vacuum pump of FIG. 1;

FIG. 3 is a rear view of the vacuum pump of FIG. 1;

FIG. 4 is a right side view of the vacuum pump of FIG. 1;

FIG. 5 is a left side view of the vacuum pump of FIG. 1;

FIG. 6 is a top plan view of the vacuum pump of FIG. 1; and,

FIG. 7 is a bottom plan view of the vacuum pump of FIG. 1.

1 Claim, 7 Drawing Sheets





FIG. 1



FIG. 2



FIG. 3



FIG. 4




FIG. 5




FIG. 6




FIG. 7