



US00D526141S

(12) **United States Design Patent** (10) **Patent No.:** **US D526,141 S**  
**Mendini** (45) **Date of Patent:** **\*\* Aug. 8, 2006**

(54) **DISPLAY CASE FOR WATCHES AND JEWELRY**

D150,053 S \* 6/1948 Brunmark ..... D6/436  
 D317,234 S \* 6/1991 Ruck ..... D6/436  
 D446,406 S \* 8/2001 Aeberhard ..... D6/445  
 D508,345 S \* 8/2005 Mendini ..... D6/436

(75) Inventor: **Francesco Mendini**, Milan (IT)

\* cited by examiner

(73) Assignee: **Swatch AG (Swatch S.A.) (Swatch Ltd.)**, Bienne (CH)

*Primary Examiner*—Brian N Vinson

(\*\*) Term: **14 Years**

(74) *Attorney, Agent, or Firm*—Collen IP; Donald J. Ranft

(21) Appl. No.: **29/219,259**

(57) **CLAIM**

(22) Filed: **Dec. 14, 2004**

The ornamental design for a display case for watches and jewelry, as shown and described.

**Related U.S. Application Data**

**DESCRIPTION**

(62) Division of application No. 29/180,018, filed on Apr. 17, 2003, now Pat. No. Des. 508,345.

(30) **Foreign Application Priority Data**

Oct. 21, 2002 (WO) ..... DM/061 937

FIG. 1 is a front view of my new and ornamental design for a display case for watches and jewelry;

(51) **LOC (8) Cl.** ..... **06-04**

FIG. 2 is a back view thereof;

(52) **U.S. Cl.** ..... **D6/436**

FIG. 3 is a top view thereof;

(58) **Field of Classification Search** ..... D6/432,

FIG. 4 is a bottom view thereof;

D6/436–439, 445–446, 470–472, 477–479

FIG. 5 is a left side view thereof;

See application file for complete search history.

FIG. 6 is a right side view thereof; and,

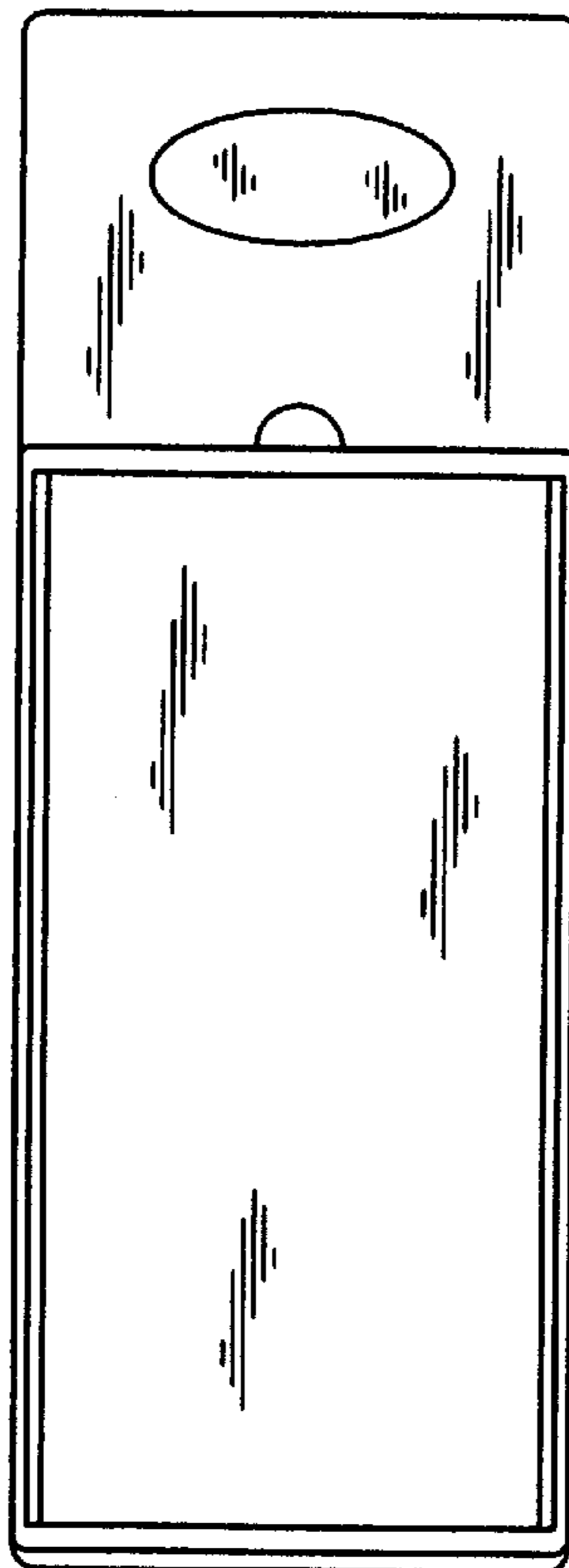
(56) **References Cited**

FIG. 7 is a perspective view thereof.

**U.S. PATENT DOCUMENTS**

D142,049 S \* 8/1945 Waddell ..... D6/436

**1 Claim, 2 Drawing Sheets**



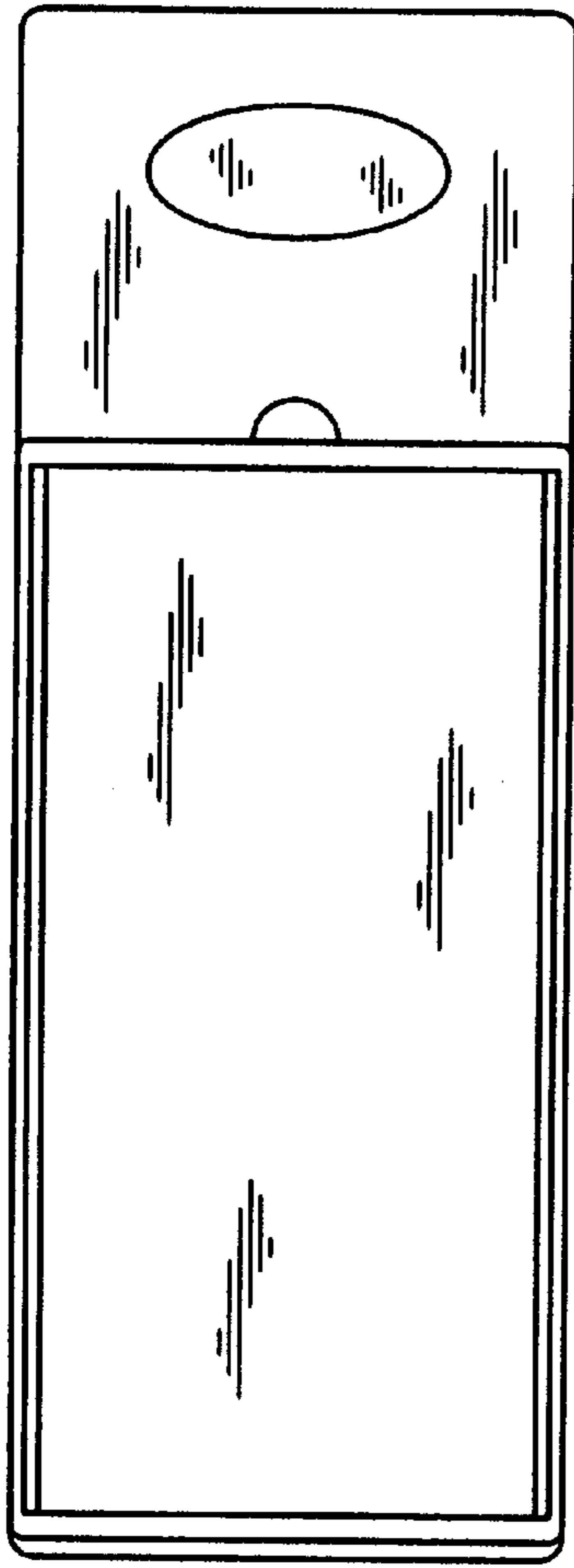


FIG. 1

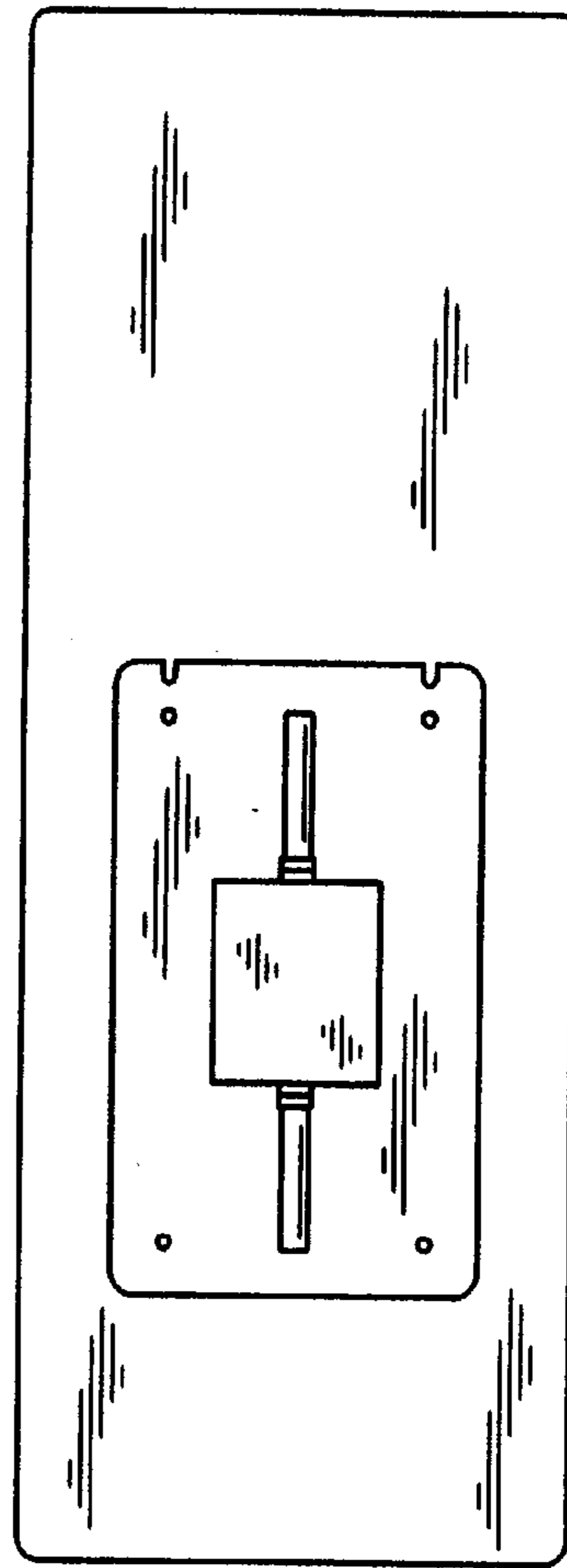


FIG. 2




FIG. 3

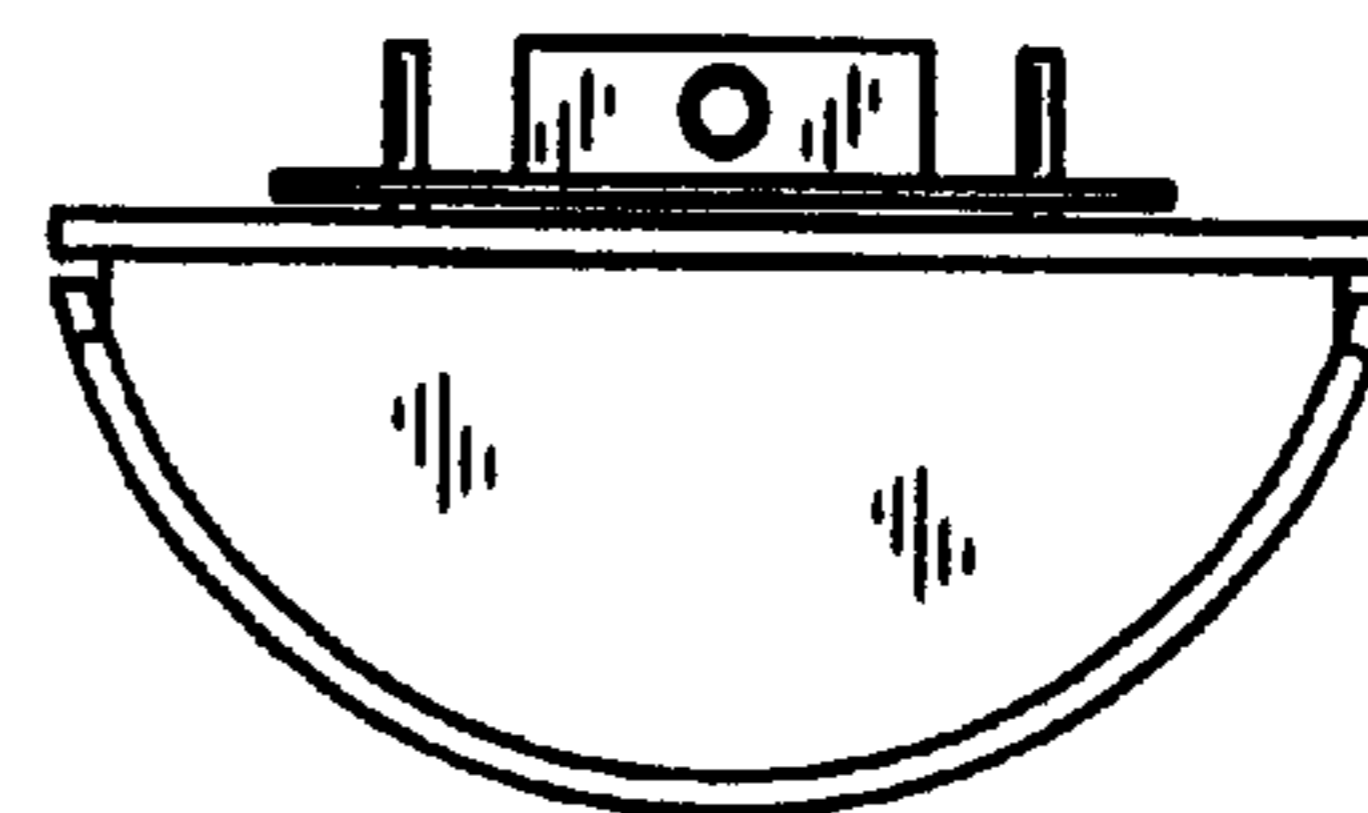


FIG. 4

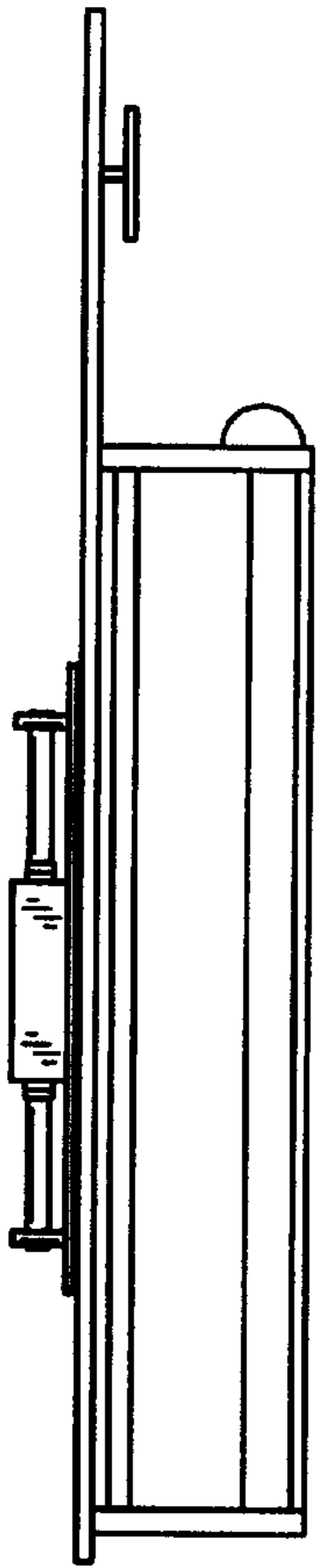


FIG. 5




FIG. 6

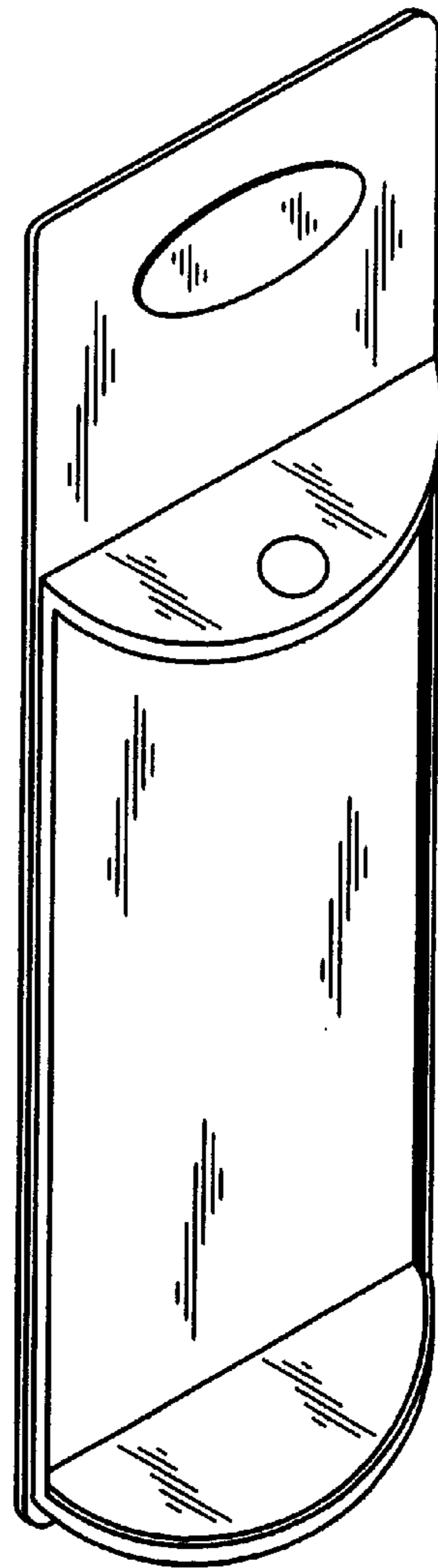


FIG. 7