



US00D526138S

(12) **United States Design Patent**
Rech

(10) **Patent No.:** **US D526,138 S**

(45) **Date of Patent:** **** Aug. 8, 2006**

(54) **ARM CHAIR HAVING RIGHT-ANGLED ARMS AND LEGS**

(75) Inventor: **Werner Rech**, Illingen (DE)

(73) Assignee: **MWH Metallwerk Helmstadt GmbH**, Helmstadt (DE)

(**) Term: **14 Years**

(21) Appl. No.: **29/240,370**

(22) Filed: **Oct. 13, 2005**

(30) **Foreign Application Priority Data**

Apr. 15, 2005 (EM) 000335906

(51) **LOC (8) Cl.** **06-01**

(52) **U.S. Cl.** **D6/376; D6/379**

(58) **Field of Classification Search** D6/334-335, D6/358, 369, 374, 376, 379, 380, 500-502; 297/411.42, 445.1, 446.1, 452.64

See application file for complete search history.

(56) **References Cited**

U.S. PATENT DOCUMENTS

- D269,747 S * 7/1983 Wallace D8/376
- D357,818 S * 5/1995 Stoddart et al. D6/376
- D357,820 S * 5/1995 Minchey et al. D6/376

- D416,703 S * 11/1999 Lin D6/376
- D419,792 S * 2/2000 Tseng D6/379
- D437,501 S * 2/2001 Rehmert et al. D6/376
- D445,272 S * 7/2001 Rehmert et al. D6/376
- D454,716 S * 3/2002 Tseng D6/379
- D486,660 S * 2/2004 Tseng D6/379

* cited by examiner

Primary Examiner—Mimosa De

(74) *Attorney, Agent, or Firm*—Lawrence E. Laubscher, Sr.; Lawrence E. Laubscher, Jr.

(57) **CLAIM**

The ornamental design for an arm chair having right-angled arms and legs, as shown.

DESCRIPTION

FIG. 1 is a front left perspective view of the arm chair having right-angled arms and legs of the present invention; FIG. 2 is a left side perspective view of the arm chair of FIG. 1; FIG. 3 is a left rear perspective view of the arm chair; FIG. 4 is a rear perspective view of the arm chair; FIG. 5 is a right rear perspective view of the arm chair; FIG. 6 is a right side perspective view of the arm chair; and, FIG. 7 is a front perspective view of the arm chair.

1 Claim, 7 Drawing Sheets






FIG. 1




FIG. 2



FIG. 3




FIG. 4



FIG. 5



FIG. 6




FIG. 7