

US00D526130S

(12) **United States Design Patent**  
**Mohundro**

(10) **Patent No.:** **US D526,130 S**

(45) **Date of Patent:** **\*\* Aug. 8, 2006**

(54) **MIRROR**

D505,793 S \* 6/2005 Risdon et al. .... D6/300  
D513,886 S \* 1/2006 Mohundro .... D6/300

(76) Inventor: **James Glenn Mohundro**, 3F-4 No.  
161, Kung-I Road, Taichung City (TW)

\* cited by examiner

(\*\*) Term: **14 Years**

*Primary Examiner*—Janice E. Seeger  
*Assistant Examiner*—Sydney R. Buffalow

(21) Appl. No.: **29/235,302**

(57) **CLAIM**

(22) Filed: **Aug. 1, 2005**

The ornamental design for a mirror, as shown and described.

(51) **LOC (8) Cl.** ..... **06-07**

**DESCRIPTION**

(52) **U.S. Cl.** ..... **D6/300**

(58) **Field of Classification Search** ..... D6/300-314;  
D28/64.1; 40/700, 735, 738, 744, 798  
See application file for complete search history.


FIG. 1 is a perspective view of a mirror, showing my new design;  
FIG. 2 is a front elevational view thereof;  
FIG. 3 is a rear elevational view thereof;  
FIG. 4 is a left elevational view thereof;  
FIG. 5 is a right elevational view thereof;  
FIG. 6 is a top plan view thereof; and,  
FIG. 7 is a bottom plan view thereof.

(56) **References Cited**

**U.S. PATENT DOCUMENTS**

D463,140 S \* 9/2002 Risdon et al. .... D6/300  
D484,319 S \* 12/2003 Domack ..... D6/300  
D485,079 S \* 1/2004 Warren et al. .... D6/300

**1 Claim, 5 Drawing Sheets**






FIG.1

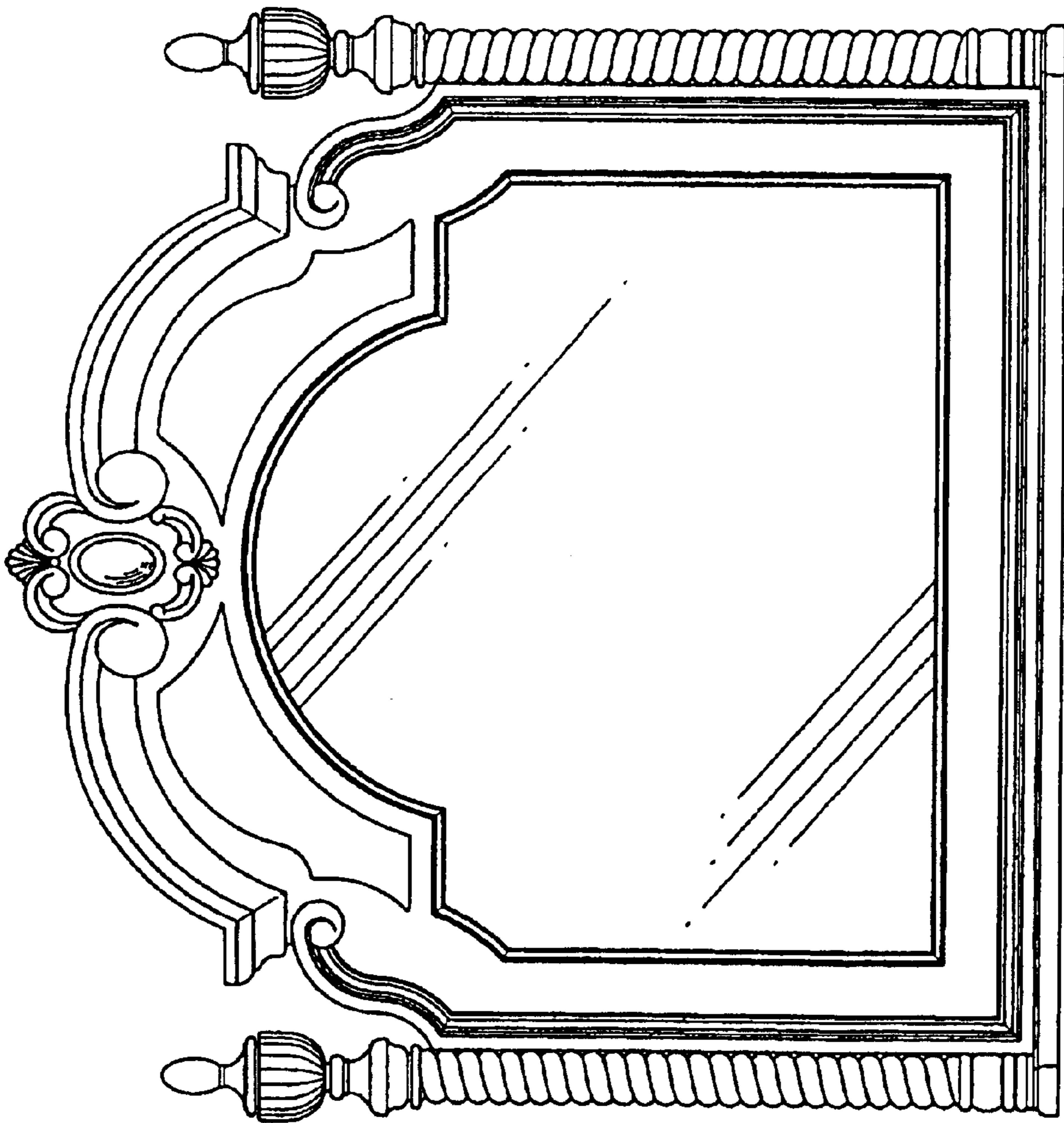


FIG.2

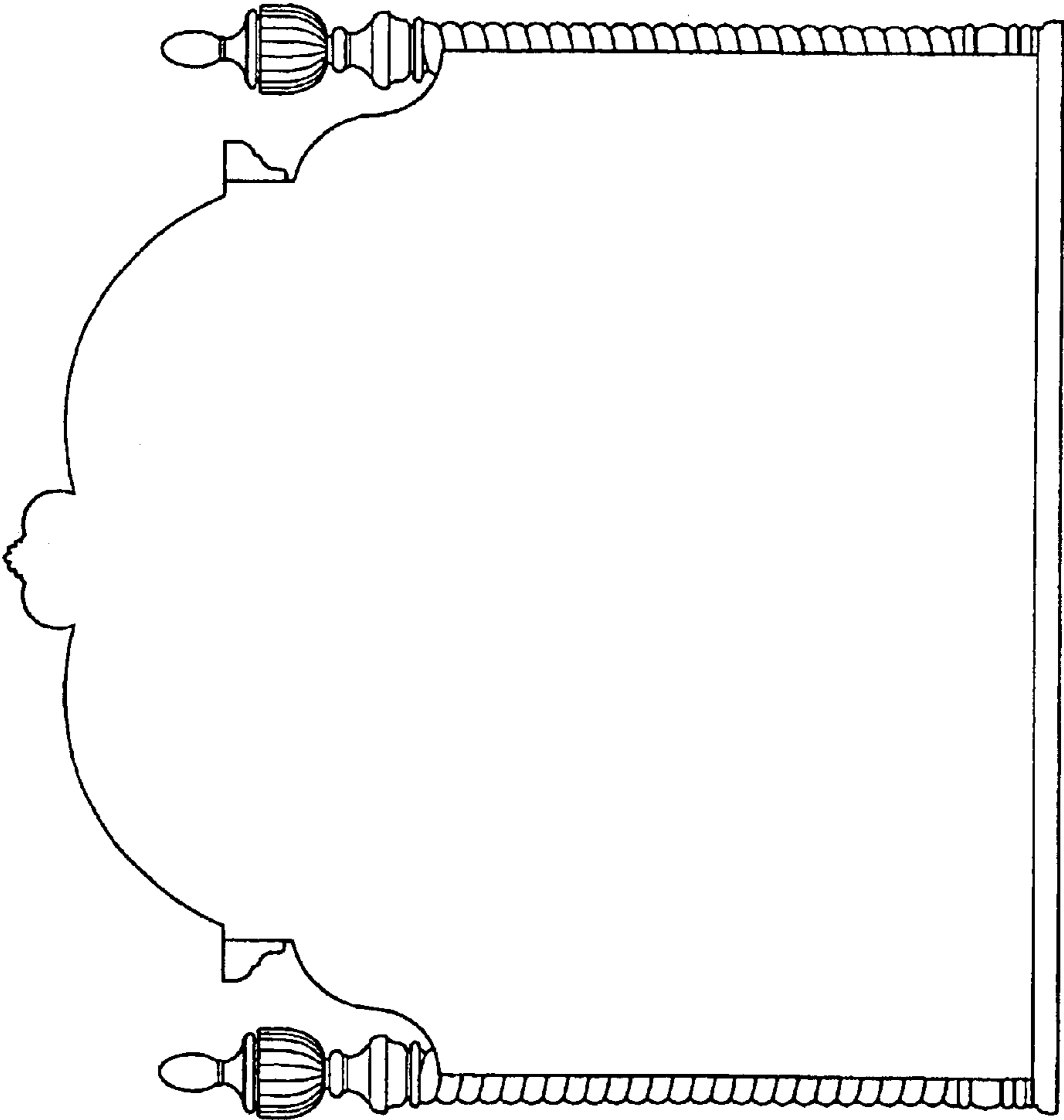


FIG.3



FIG. 5



FIG. 4



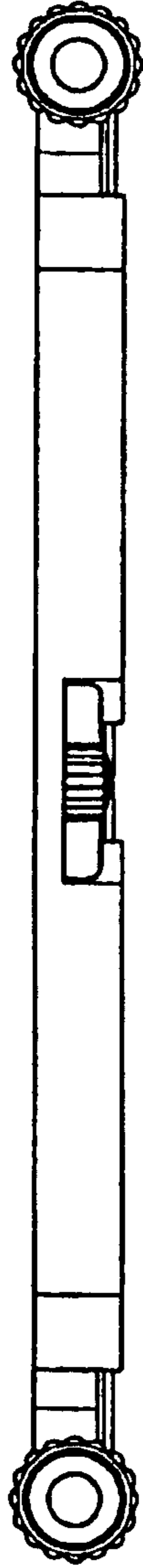


FIG. 6

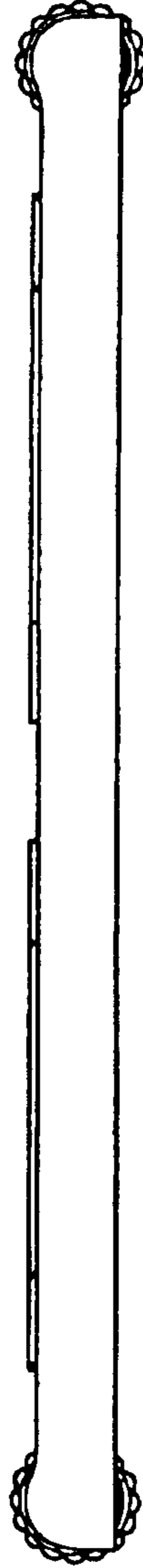


FIG. 7