

US00D526115S

(12) **United States Design Patent**
Ferraresso et al.

(10) **Patent No.:** **US D526,115 S**

(45) **Date of Patent:** **** Aug. 8, 2006**

(54) **FOOTWEAR UPPER**

(75) Inventors: **Mattia Ferraresso**, Stra (IT); **Kenneth J. Robbins**, Glastonbury (GB)

(73) Assignee: **Wolverine World Wide, Inc.**,
Rockford, MI (US)

(**) Term: **14 Years**

(21) Appl. No.: **29/217,134**

(22) Filed: **Nov. 12, 2004**

(51) **LOC (8) Cl.** **02-04**

(52) **U.S. Cl.** **D2/970**

(58) **Field of Classification Search** D2/970,
D2/904, 909, 910, 912, 969; D21/760, 762,
D21/763; 36/83, 113–115, 117.1
See application file for complete search history.

(56) **References Cited**

U.S. PATENT DOCUMENTS

D119,396 S	*	3/1940	Parker	D2/911
D136,965 S	*	1/1944	Wharton	D2/911
D320,497 S	*	10/1991	Steele	D2/970
D346,059 S	*	4/1994	Schnee	D2/911
D398,438 S	*	9/1998	De Baere	D2/911
D481,862 S	*	11/2003	Urie et al.	D2/970

OTHER PUBLICATIONS

Merrell Spring 2004 Catalog, p. 40, 46.
Hy-Test 1998 Protective Footwear, p. 19.
Hy-Test 1997 Protective Footwear, p. 31.

Merrell Fall 2004 Catalog, p. 48.

Merrell Spring 2002 Catalog, p. 20.

* cited by examiner

Primary Examiner—Stella Reid

Assistant Examiner—Rashida C. McCoy

(74) *Attorney, Agent, or Firm*—Warner Norcross & Judd

(57) **CLAIM**

The ornamental design for footwear upper, as shown and described.

DESCRIPTION

FIG. 1 is a perspective view of the footwear upper embodying the new design;

FIG. 2 is a top plan view thereof;

FIG. 3 is a right side elevational view thereof;

FIG. 4 is a left side elevational view thereof;

FIG. 5 is a front elevational view thereof; and,

FIG. 6 is a rear elevational view thereof.

FIGS. 1–6 show features of an article of footwear in phantom lines. These features are shown for environmental purposes and do not form any part of the claimed design. Further, the phantom lines immediately adjacent the solid-line portions of the design form the boundary of the design, with the phantom lines forming no part of the claimed design.

1 Claim, 4 Drawing Sheets





Fig. 1

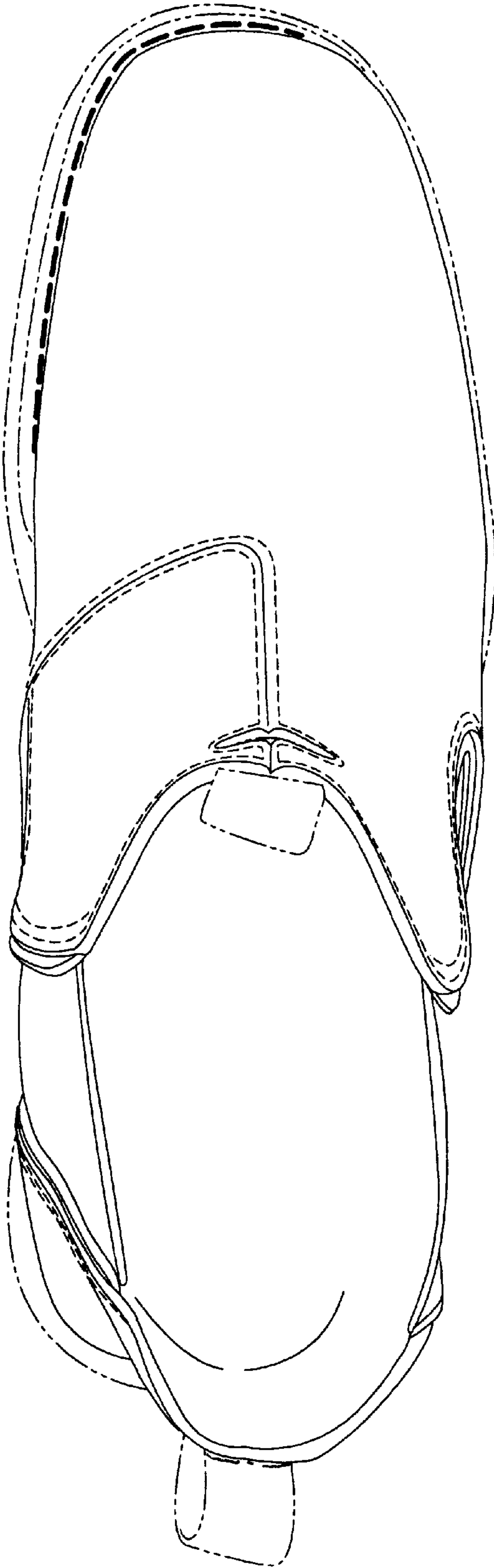


Fig. 2

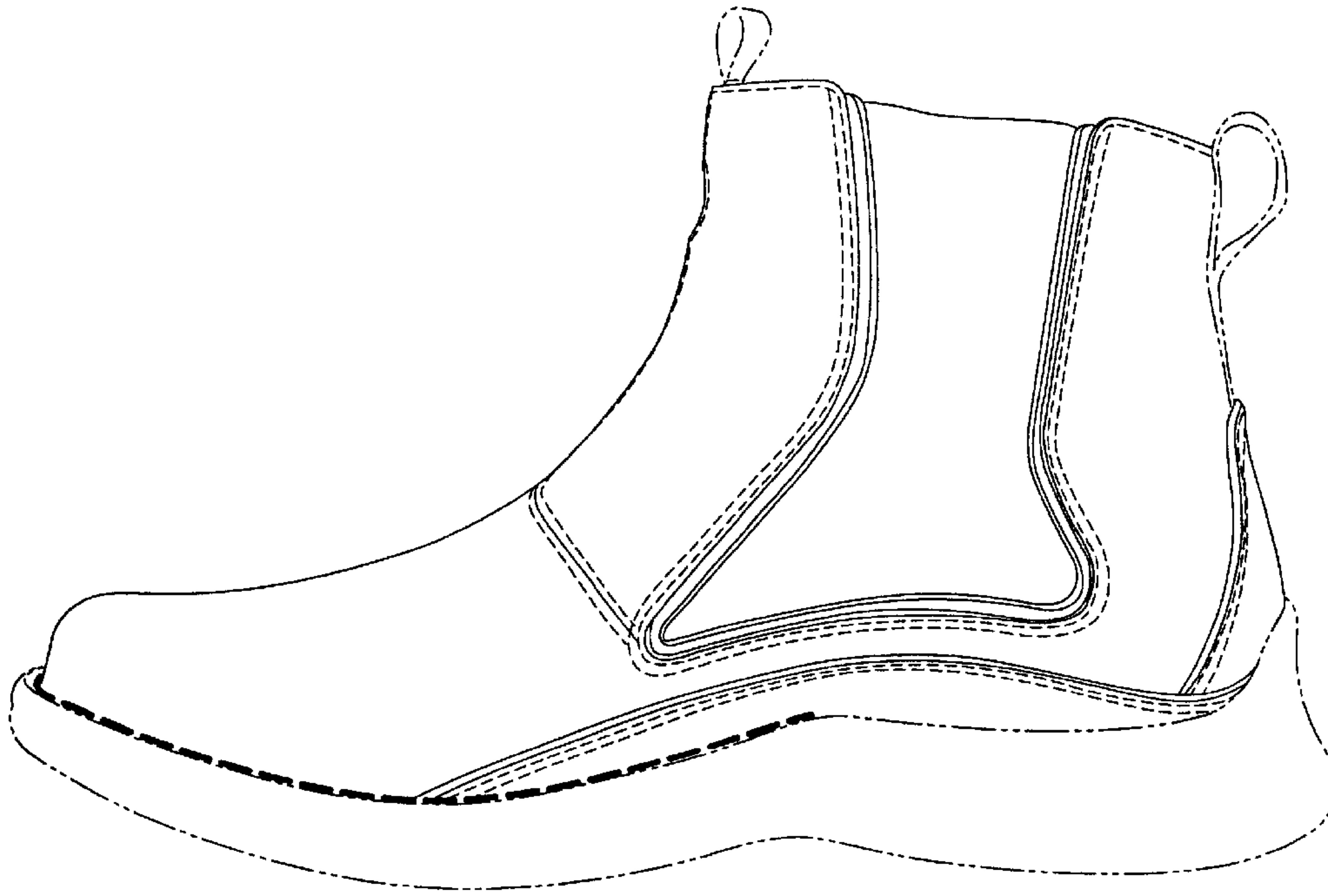


Fig. 3

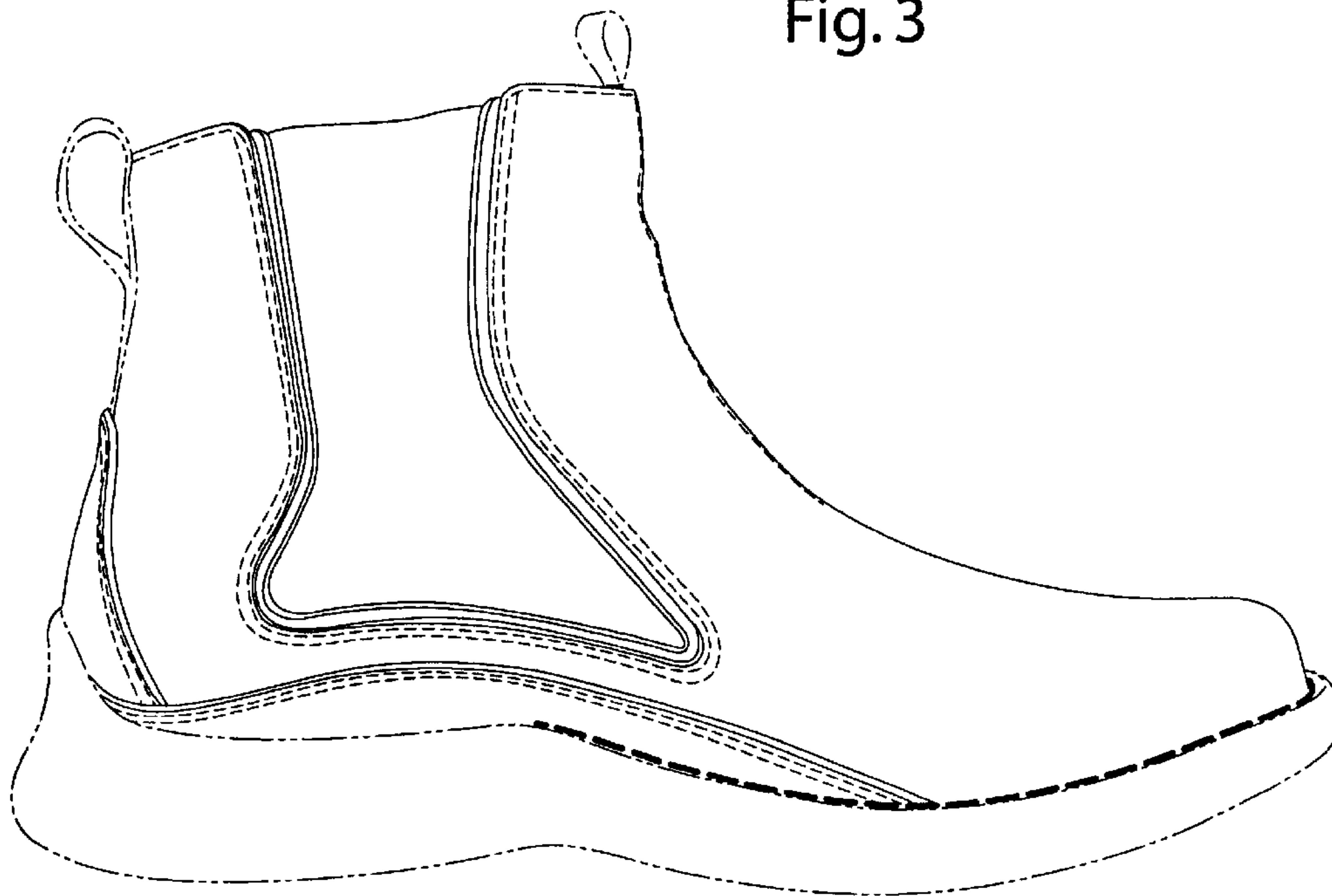


Fig. 4

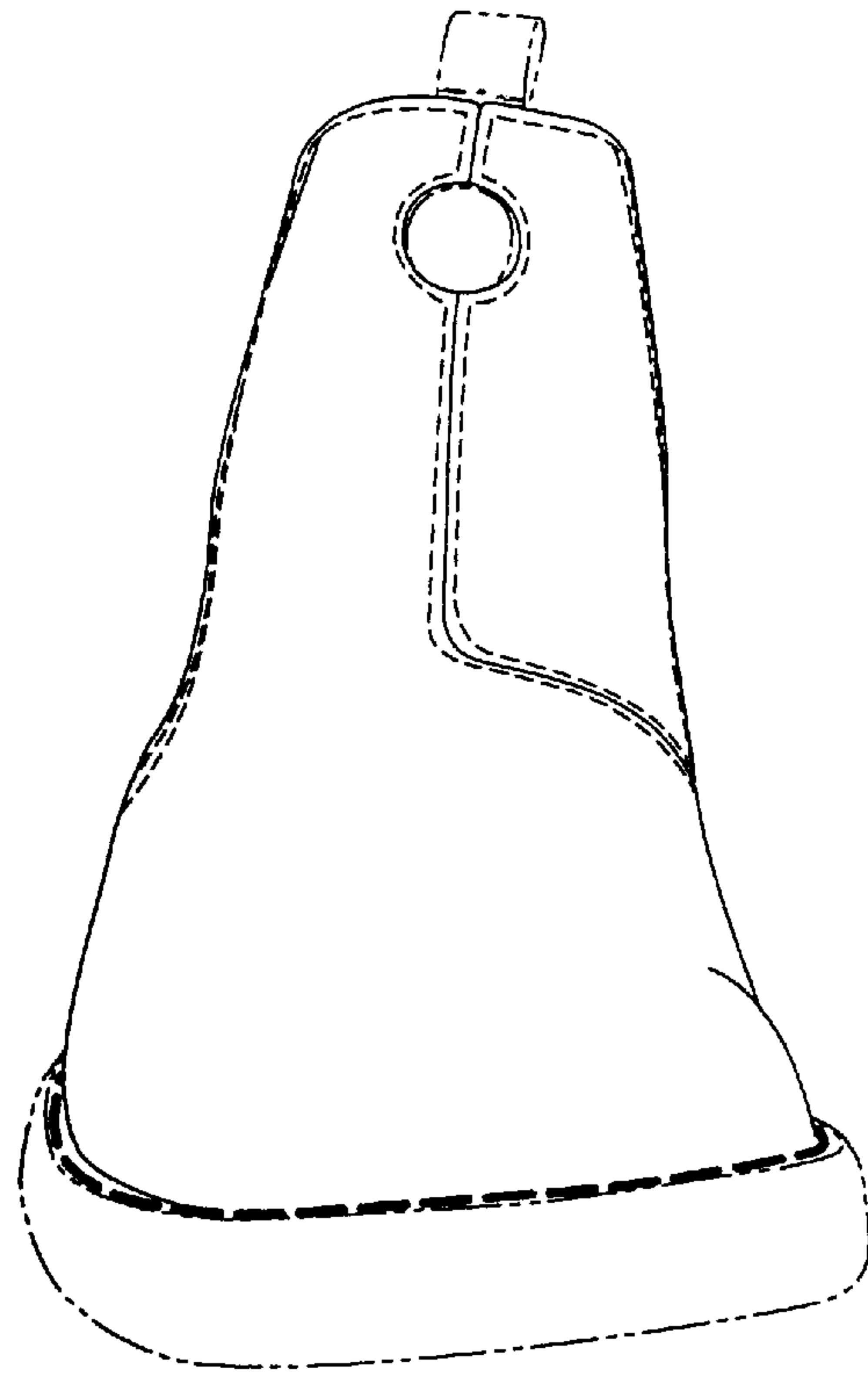


Fig.5

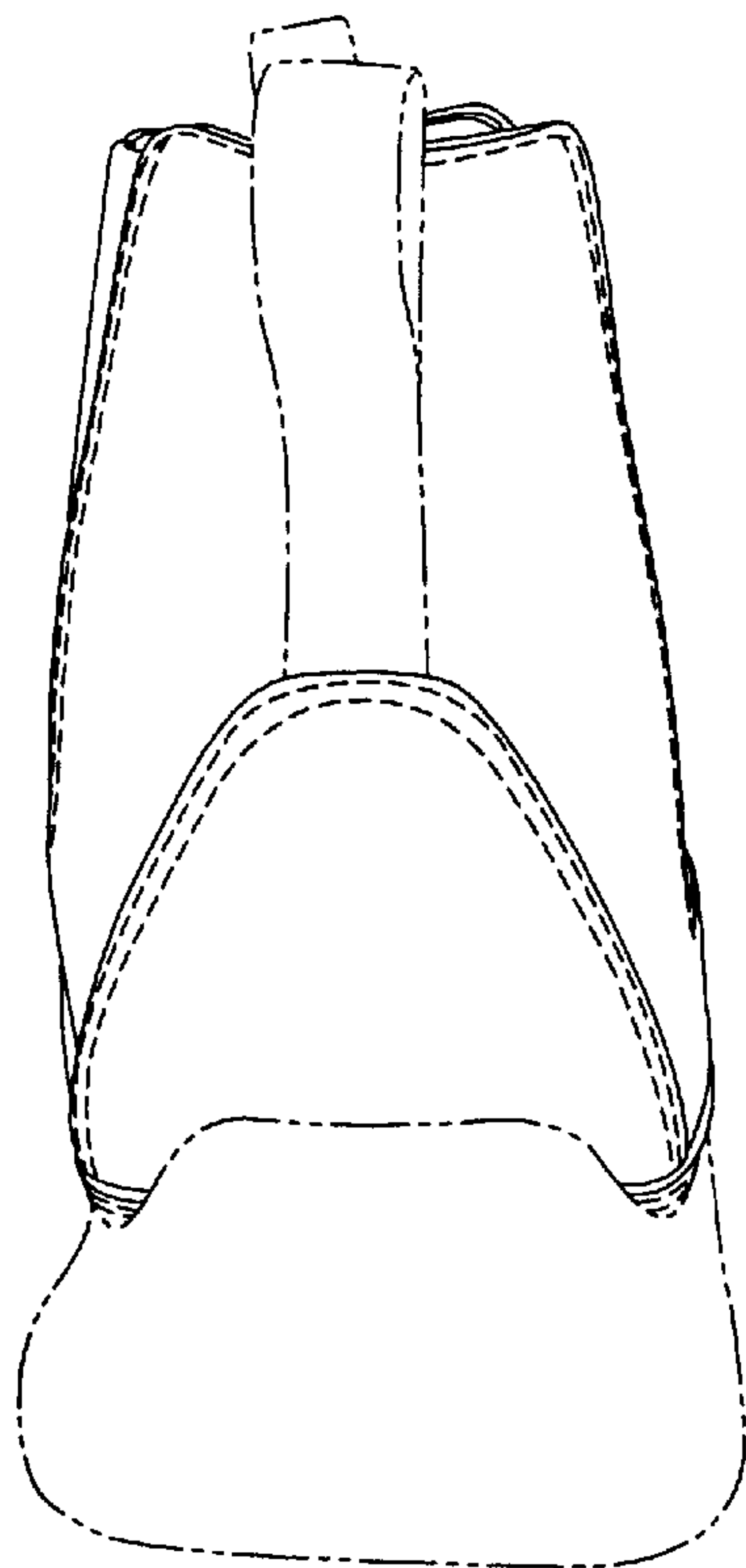


Fig.6