



US00D526111S

(12) **United States Design Patent**  
**Rivero-Jiménez et al.**

(10) **Patent No.: US D526,111 S**

(45) **Date of Patent: \*\* \*Aug. 8, 2006**

(54) **SNACK FOOD PRODUCT**

(75) Inventors: **Carmela Rivero-Jiménez**, México D. F. (MX); **Michael Swann**, Hunmanby (GB)

(73) Assignee: **Frito-Lay North America, Inc.**, Plano, TX (US)

(\*) Notice: This patent is subject to a terminal disclaimer.

(\*\*) Term: **14 Years**

(21) Appl. No.: **29/228,691**

(22) Filed: **Apr. 27, 2005**

(51) **LOC (8) Cl. .... 01-01**

(52) **U.S. Cl. .... D1/125**

(58) **Field of Classification Search** ..... D1/100-30, D1/199; D11/6, 13, 15, 17-8, 20; 426/27, 426/91, 93, 101, 103-4, 138, 144, 272, 280, 426/390-1, 412, 500, 512, 514, 565, 571, 426/94, 249, 282-4, 516, 549; D21/672; 220/566; 264/75; 425/135, 191, 288, 319, 425/334, 381, 382.3

See application file for complete search history.

(56) **References Cited**

**U.S. PATENT DOCUMENTS**

D29,311 S	9/1898	Murray	
2,038,366 A *	4/1936	Kretchmer	426/390
2,729,030 A *	1/1956	Slayter	264/168
2,874,048 A	2/1959	Walldov	
D198,619 S	7/1964	Heintz	
D218,726 S *	9/1970	Mothe et al.	D1/120
3,531,828 A *	10/1970	Nauta	425/131.1
D242,188 S *	11/1976	Vondell et al.	D1/123

D357,338 S *	4/1995	Bornhorst	D1/125
D416,662 S *	11/1999	Doyle et al.	D1/199
6,083,542 A *	7/2000	Lacy	426/95
D485,046 S *	1/2004	Hague	D1/106
D487,606 S *	3/2004	Sloan	D1/112
D489,865 S *	5/2004	Pavan	D1/124
D490,589 S *	6/2004	Bortone	D1/125
D496,142 S	9/2004	Jimenez et al.	

**FOREIGN PATENT DOCUMENTS**

JP HH08038108 6/1995

\* cited by examiner

*Primary Examiner*—Robin Webster

*Assistant Examiner*—Karen E. Patterson

(74) *Attorney, Agent, or Firm*—Colin P. Cahoon; Carstens & Cahoon, LLP

(57) **CLAIM**

The ornamental design for a snack food product, as shown.

**DESCRIPTION**

FIG. 1 is a top perspective view of the snack product of the present invention;

FIG. 2 is a right elevation view of the snack food product of the present invention;

FIG. 3 is a front elevation view of the snack food product of the present invention;

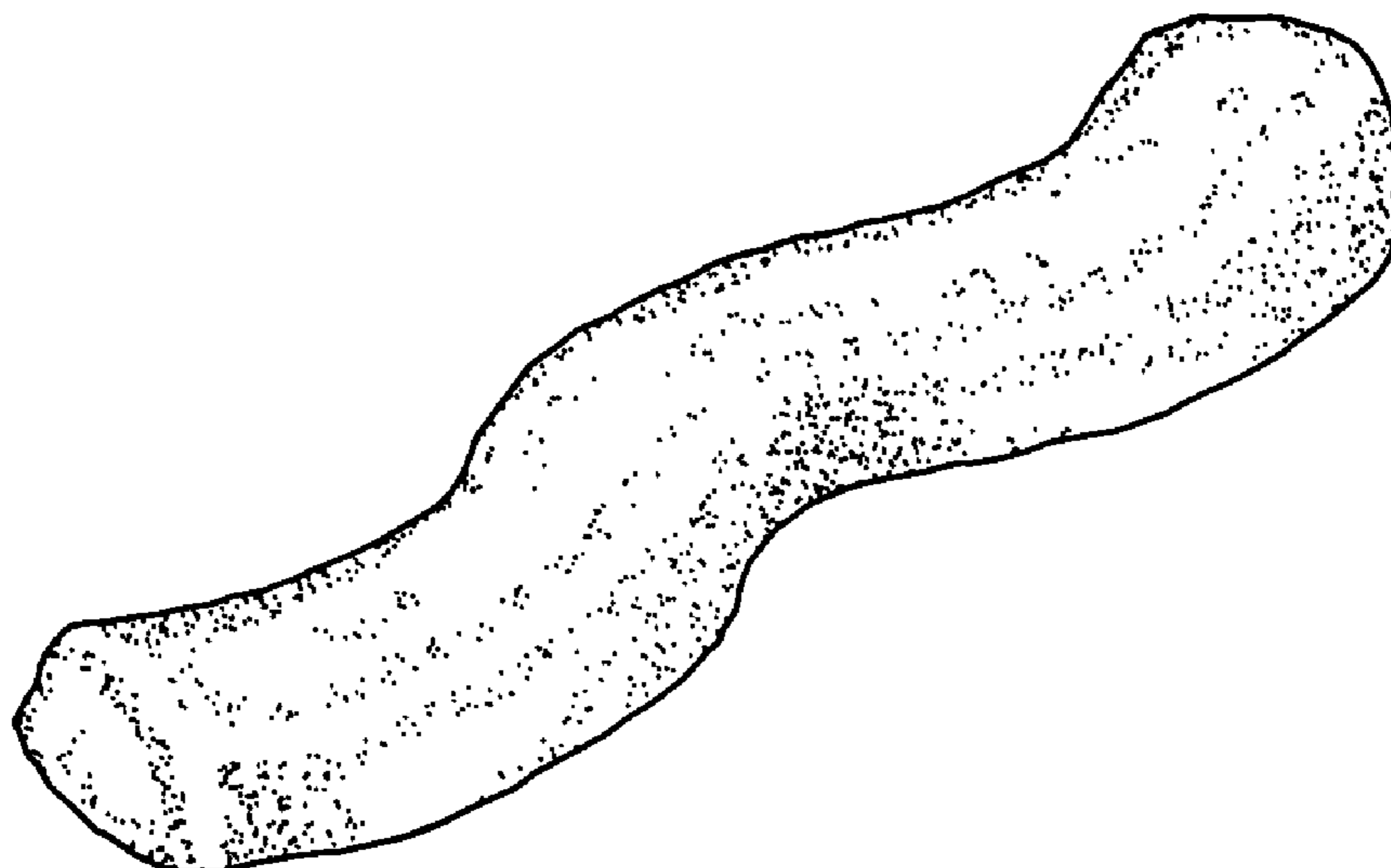
FIG. 4 is a rear elevation view of the snack food product of the present invention;

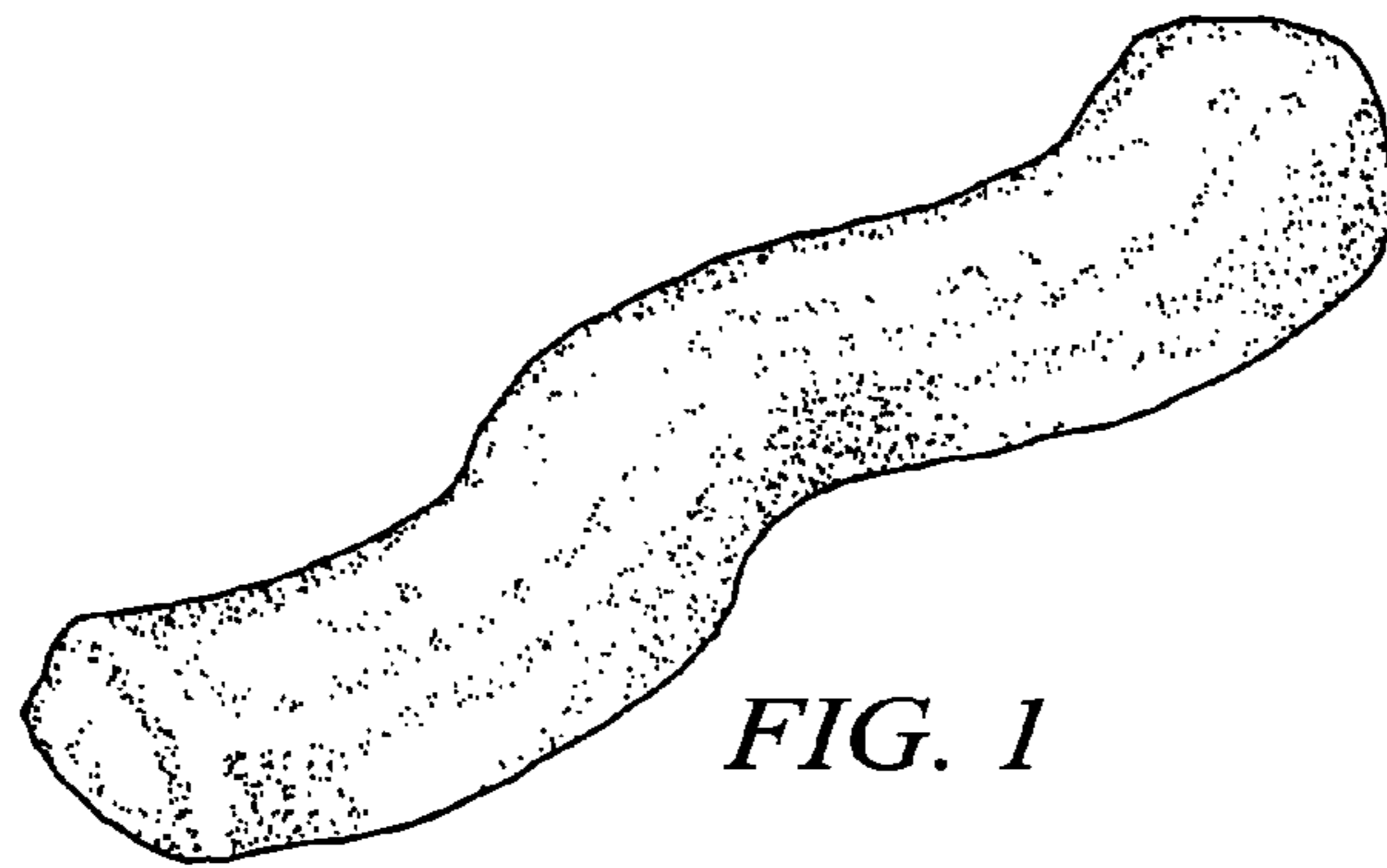
FIG. 5 is a left elevation view of the snack food product of the present invention;

FIG. 6 is a top elevation view of the snack food product of the present invention; and,

FIG. 7 is a bottom elevation view of the snack food product of the present invention.

**1 Claim, 1 Drawing Sheet**





*FIG. 1*




*FIG. 2*




*FIG. 3*



*FIG. 4*



*FIG. 5*



*FIG. 6*



*FIG. 7*