

US00D526110S

(12) **United States Design Patent**
Wentzel

(10) **Patent No.:** **US D526,110 S**

(45) **Date of Patent:** **** Aug. 1, 2006**

(54) **DRUM**

(75) Inventor: **Peter Wentzel**, Utrecht (NL)

(73) Assignee: **Greif International Holding B.V.**,
Vreeland (NL)

(**) Term: **14 Years**

(21) Appl. No.: **29/212,904**

(22) Filed: **Sep. 10, 2004**

(30) **Foreign Application Priority Data**

Mar. 11, 2004 (ZA) F2004/0309

(51) **LOC (8) Cl.** **09-02**

(52) **U.S. Cl.** **D34/39**

(58) **Field of Classification Search** D34/39;
220/672, 601, 669, 661, DIG. 1, 675; D23/202,
D23/205, 217, 71, 72, 74, 76
See application file for complete search history.

(56) **References Cited**

U.S. PATENT DOCUMENTS

920,432 A * 5/1909 Coffin 220/4.04
1,730,434 A * 10/1929 Mauser 220/672
2,005,247 A * 6/1935 Thompson 220/592.19
D332,049 S * 12/1992 Burgdorf D9/447

D359,830 S * 6/1995 Mikula et al. D34/39
D368,349 S * 3/1996 Skold D34/1
5,897,019 A * 4/1999 Stropkay 220/713
D422,394 S * 4/2000 Scott D34/39
D454,467 S * 3/2002 Magermans et al. D7/313
D486,950 S * 2/2004 Ruck D34/39

* cited by examiner

Primary Examiner—Cynthia E. Ramirez

(74) *Attorney, Agent, or Firm*—Baker & Hostetler LLP

(57) **CLAIM**

The ornamental design for a drum, as shown and described.

DESCRIPTION

FIG. 1 is a perspective view of a drum according to a preferred embodiment of the invention;

FIG. 2 is a perspective view of a portion of the drum top according FIG. 1;

FIG. 3 is a perspective view of a another portion of the drum top according FIG. 1;

FIG. 4 is a plan view of the drum top of FIG. 1; and,


FIG. 5 is a side view of a portion of the drum top according FIG. 1.

The drum has been partially shown in FIGS. 2, 3 and 5 for convenience of illustration.

1 Claim, 5 Drawing Sheets



FIG. 1



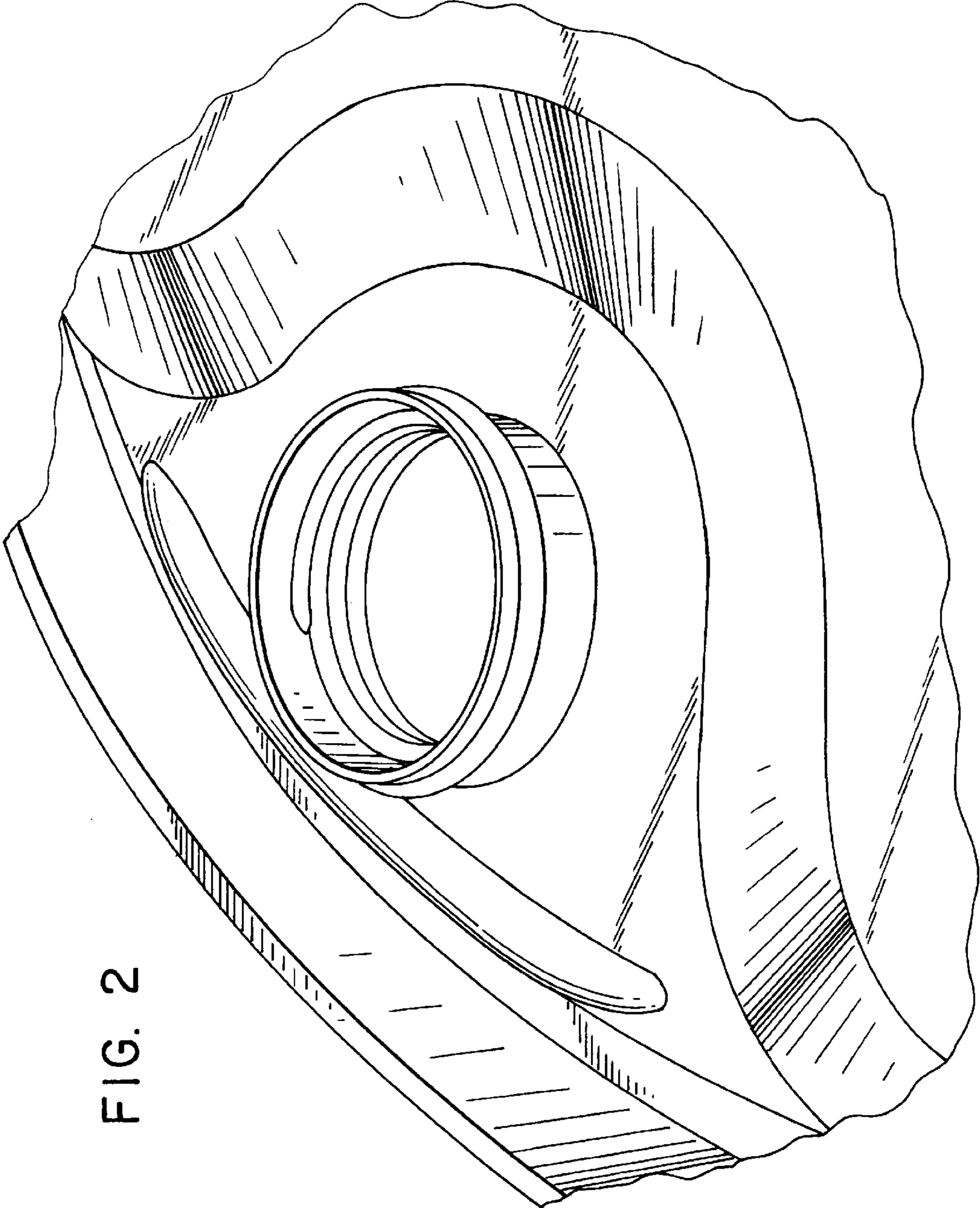


FIG. 2

FIG. 3

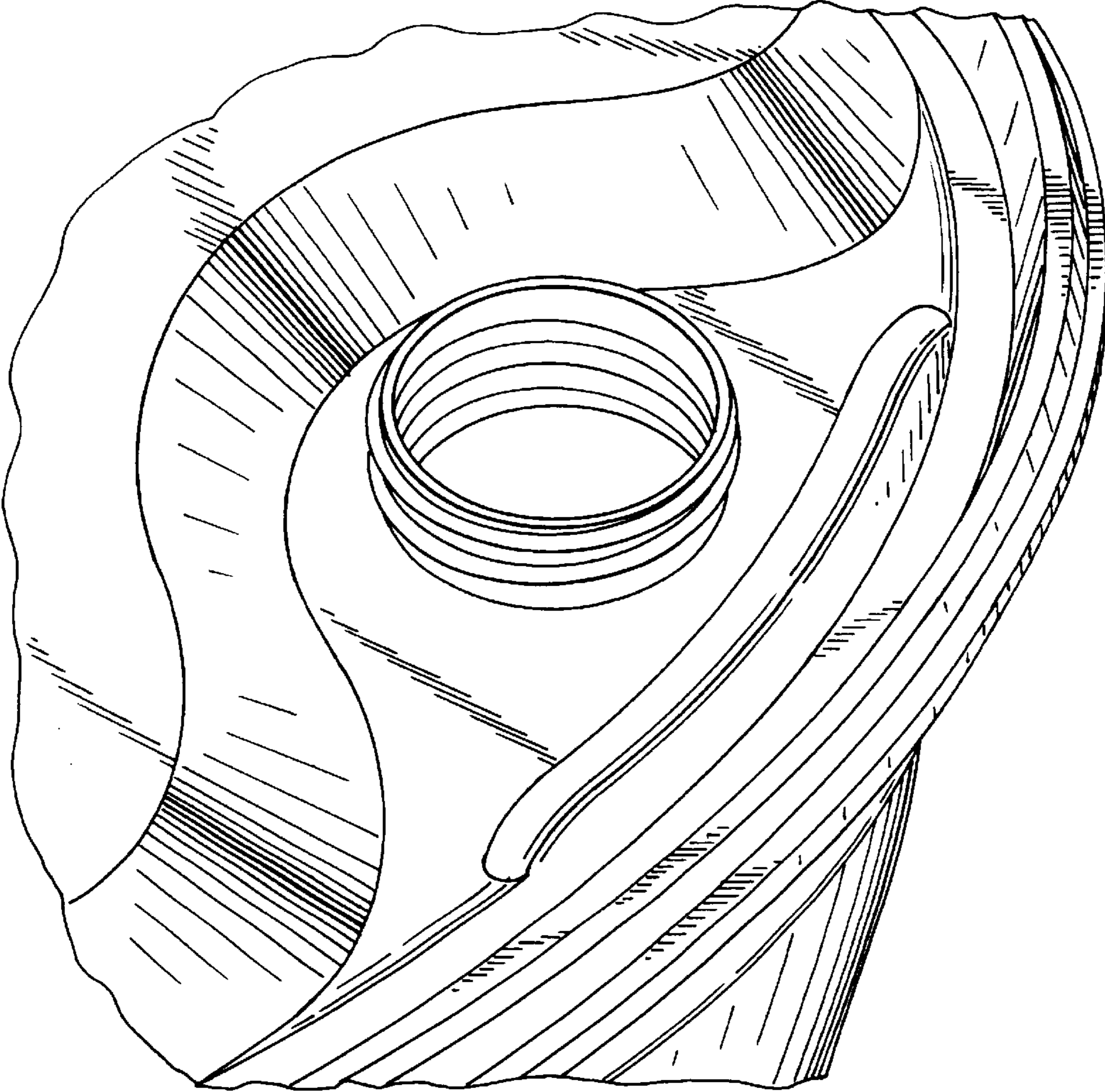


FIG. 4

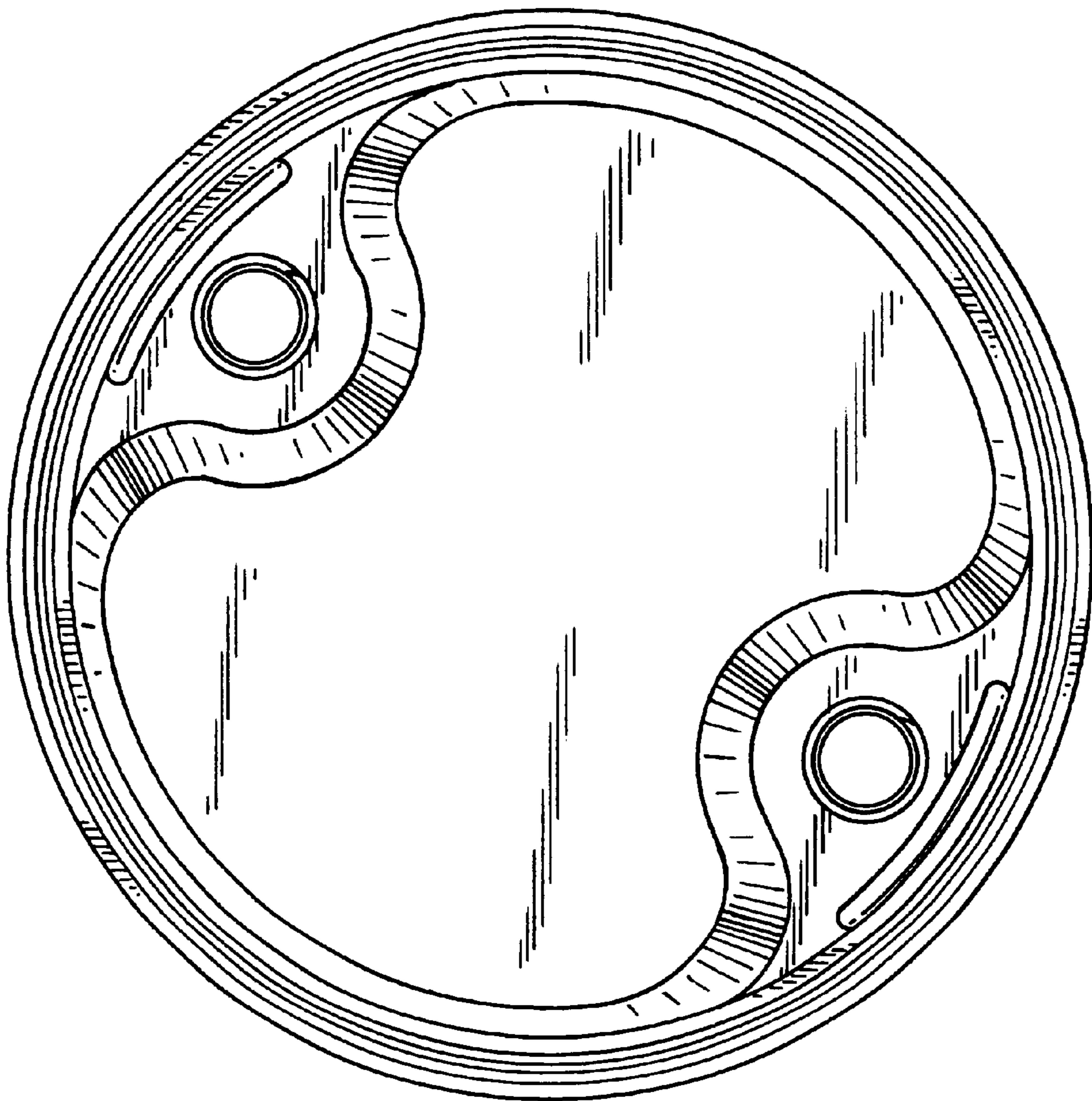


FIG. 5

