

US00D526106S

(12) **United States Design Patent** (10) **Patent No.:** **US D526,106 S**  
**Tucker et al.** (45) **Date of Patent:** **\*\* Aug. 1, 2006**

(54) **BOTTOM TRAY FOR SHOPPING CART**

5,378,003 A \* 1/1995 Burd et al. .... 280/32.6  
D408,956 S 4/1999 Kern et al.

(75) Inventors: **James B. Tucker**, Dunnesville, VA  
(US); **Larry S. Hubbard**, Hastings, MI  
(US); **Verlyn C. Ruger**, Bellevue, MI  
(US)

FOREIGN PATENT DOCUMENTS

GB 2 181 097 A 4/1987  
WO WO 93/02903 A1 2/1993

(73) Assignee: **United Steel & Wire Company**, Battle  
Creek, MI (US)

\* cited by examiner

(\*\*) Term: **14 Years**

*Primary Examiner*—Freda Nunn  
*Assistant Examiner*—Kevin K. Rudzinski  
(74) *Attorney, Agent, or Firm*—Flynn, Thiel, Boutell &  
Tanis, P.C.

(21) Appl. No.: **29/219,699**

(22) Filed: **Dec. 21, 2004**

(57) **CLAIM**

(51) **LOC (8) Cl.** ..... **12-02**

The ornamental design for a bottom tray for shopping cart,  
as shown and described.

(52) **U.S. Cl.** ..... **D34/27**

(58) **Field of Classification Search** ..... D34/12-27;  
280/33.991, 33.992, 33.993, 33.996, 33.997,  
280/33.998, 79.3, 32.6, 47.26; 220/668, 676;  
211/12, 85.8, 71.01; 224/409, 411, 518  
See application file for complete search history.

**DESCRIPTION**

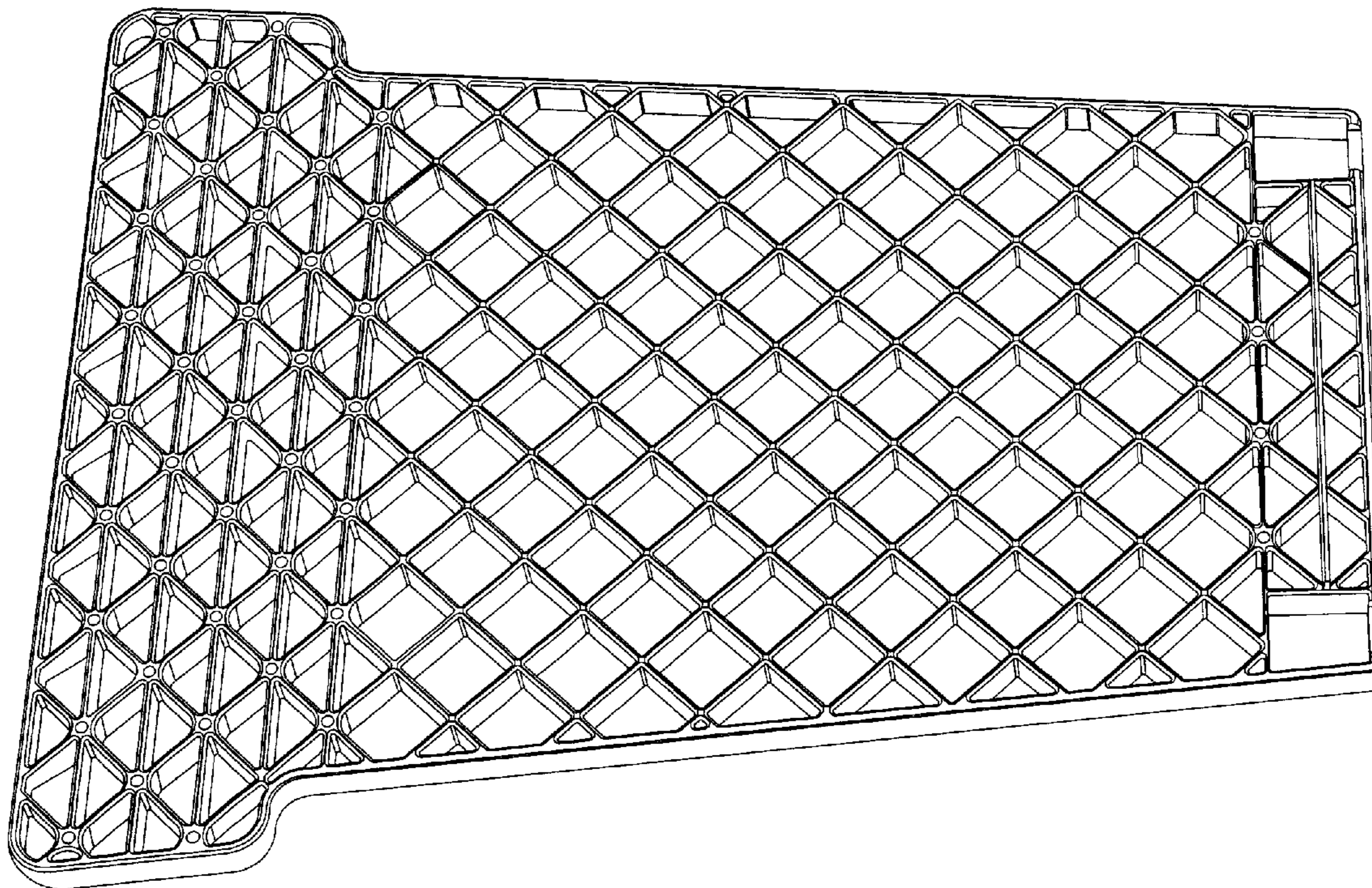
FIG. 1 is a top perspective view of a bottom tray for  
shopping cart showing our design.  
FIG. 2 is a top view thereof, the bottom view being identical  
thereto.  
FIG. 3 is a front elevational view thereof.  
FIG. 4 is a rear elevational view thereof; and,  
FIG. 5 is a left side elevational view thereof, the right side  
being a mirror image thereof.

(56) **References Cited**

U.S. PATENT DOCUMENTS

D190,279 S \* 5/1961 Hummer ..... D34/22  
D348,549 S \* 7/1994 Trubiano ..... D34/20  
5,350,182 A \* 9/1994 Hurst ..... 280/33.996

**1 Claim, 3 Drawing Sheets**






FIG. 1




FIG. 2

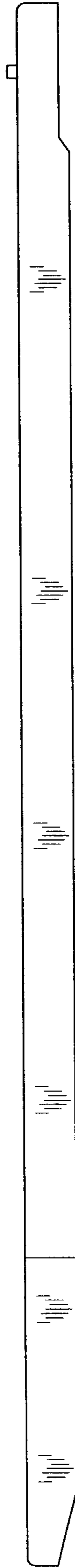


FIG. 5



FIG. 3



FIG. 4